

# FY 2019-2020 Performance Evaluation System Report

---

LOUISIANA STATE CIVIL SERVICE

Byron P. Decoteau, Jr.  
Director  
Louisiana State Civil Service



STATECIVILSERVICE

# Table of Contents

Statewide Summary .....	1
Department of Agriculture and Forestry .....	2
Department of Children and Family Services .....	4
Department of Corrections.....	6
Department of Economic Development .....	18
Department of Education.....	21
Department of Environmental Quality .....	25
Department of Insurance.....	27
Department of Justice.....	29
Department of Natural Resources .....	31
Department of Public Safety .....	36
Department of Revenue .....	45
State Civil Service Agencies .....	47
Department of Treasury.....	52
Department of Wildlife and Fisheries.....	54
Department of Culture, Recreation and Tourism .....	59
Department of Transportation and Development/Sabine River Auth/LAPELS.....	67
Division of Administration .....	72
Education – Other .....	79
Executive Department/Boards.....	83
Higher Education.....	110
Housing Authorities.....	137
Louisiana Department of Health.....	174
Louisiana Health Care Services Division .....	204
Louisiana Workforce Commission .....	207
Office of Juvenile Justice .....	210
Office of the Lieutenant Governor .....	212
Ports, Levees Boards, Fresh Water Districts .....	214
Public Service Commission .....	233
Retirement Systems .....	235
Secretary of State.....	240
Veterans Affairs.....	242
List of individual agencies who reported.....	249
List of individual agencies with employee count who did not report .....	254

# FY19-20 Performance Evaluation System Report

In accordance with Civil Service Rule 10.10(b), state agencies are required to submit an annual Performance Evaluation System (PES) report to the Director of State Civil Service. The evaluations reported in this document are for the fiscal year (FY) which ended June 30, 2020.

The documents which are included in this report are as follows:

## STATEWIDE SUMMARY REPORTS

The statewide summary report provides statistical information for all major departments, which reported PES information to State Civil Service for FY 2019-2020. It details the:

- number of employees that were rated;
- number of employees that were rated “Exceptional”;
- number of employees that were rated “Successful”;
- number of employees that were rated “Needs Improvement/Unsuccessful”;
- number of employees that were “Not Evaluated”; and
- number of employees that were “Unrated”.

The summary report also includes a graphical depiction of PES ratings for FY 2019-2020.

## MAJOR AGENCY REPORTS

These reports provide the statistical data by major department and by individual agency. For example, the summary for the Department of Corrections includes all prisons, which fall under Corrections, including the Office of Adult Probation and Parole as well as Prison Enterprises. In addition, the report includes the PES data from each agency. Each major department summary includes the same categories of information as the Statewide Summary Report.

### **Statewide Unrated Evaluations for Fiscal Year 2019-2020**

For Fiscal Year 2019-2020, there was a 0.04% decrease in the statewide percentage of unrated employees, which was reported as 0.87% for Fiscal Year 2018-2019. The overall “Unrated” percentage was 0.83% of 34,568 classified employees for whom ratings were reported in Fiscal Year 2019-2020, and total number of ratings conducted represents 2,242 less employees for which evaluations were conducted in Fiscal Year 2018-2019.

### **Unrated Category**

The “Unrated” category reflects the number of employees for which an official evaluation as defined in Chapter 10 of the State Civil Service rules was conducted in violation of the rule. For example, any rating conducted outside of the specified time parameters established in Chapter 10 would constitute a rule violation, thereby resulting in an evaluation of “Unrated” for the employee.

### **Not Evaluated Category**

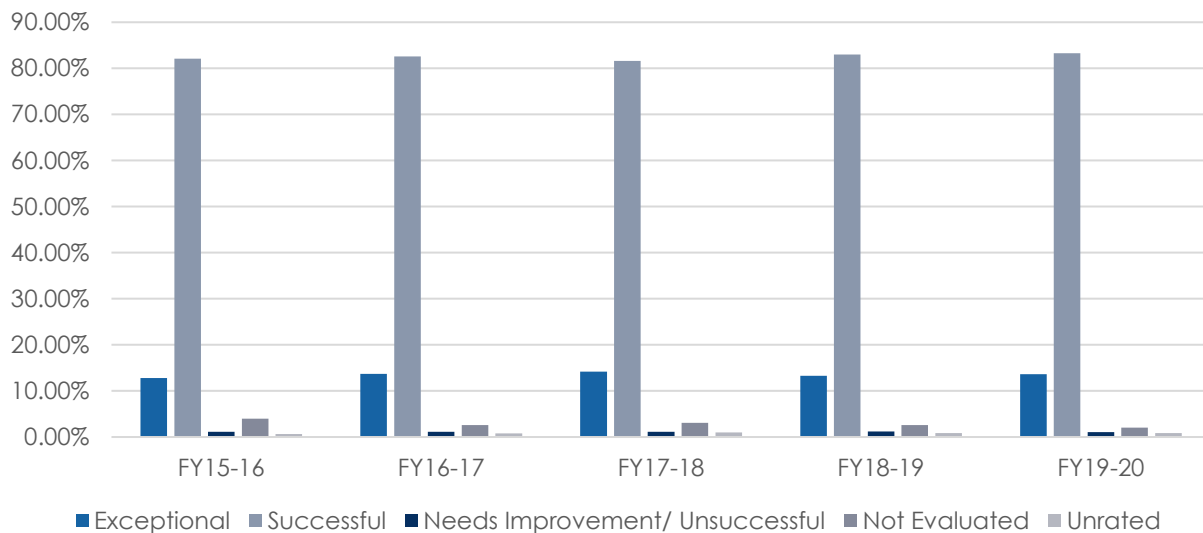
The “Not Evaluated” category allows for the evaluation of employees who transferred between agencies or were hired near the end of the evaluation year. This category provides a mechanism for supervisors to assign an evaluation without penalty when an employee has worked at the new agency fewer than three months within the performance evaluation year, and the appointing authority has determined that an insufficient amount of time has elapsed to conduct an adequate evaluation of the new employee. The “Not Evaluated” category is distinguished from the “Unrated” evaluations which are used when violations of Chapter 10 of the State Civil Service Rules occur.

### **AGENCIES NOT REPORTING**

Included in this report is a list of agencies that did not report employee evaluations for Fiscal Year 2019-2020.

## **Performance Evaluations – 5-Year Trend**

The chart below depicts the Statewide Summary over the last five fiscal years.



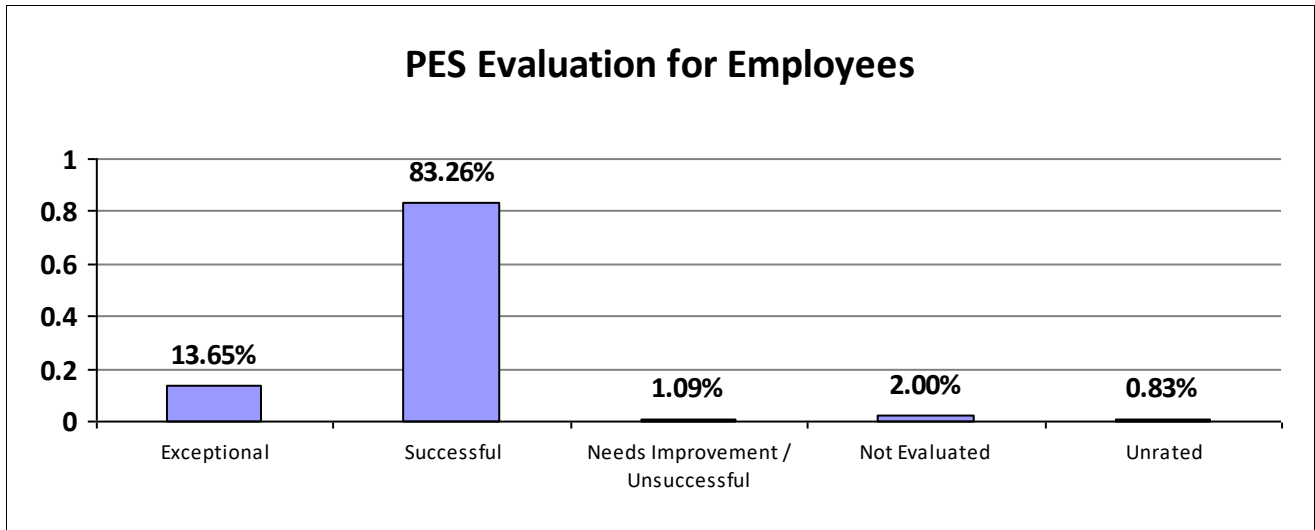
Trend of Statewide Performance Evaluations					
	FY15-16	FY16-17	FY17-18	FY18-19	FY19-20
Exceptional	12.77%	13.70%	14.18%	13.25%	13.65%
Successful	82.07%	82.56%	81.61%	83.00%	83.26%
Needs Improvement/ Unsuccessful	1.16%	1.15%	1.11%	1.17%	1.09%
Not Evaluated	3.99%	2.59%	3.10%	2.58%	2.00%
Unrated	0.65%	0.79%	0.97%	0.87%	0.83%



**State of Louisiana**  
**STATE CIVIL SERVICE**  
*PES Annual Report - Fiscal Year 2019-2020*

**STATEWIDE**

<b>Performance Year 07/01/2019 - 06/30/2020</b>	<b>Total # of Employees</b>	<b>Total %</b>
Number of employees that were rated	34,586	100%
Number of employees that were rated Exceptional	4,721	13.65%
Number of employees that were rated Successful	28,797	83.26%
Number of employees that were rated Needs Improvement/Unsuccessful	377	1.09%
Number of employees that were Not Evaluated	691	2.00%
Number of employees that were Unrated	286	0.83%



Information contained within this report reflects unaudited data provided directly to the Louisiana Department of State Civil Service by each state agency. Inconsistencies found throughout the report may be attributed to personnel changes not properly reflected in the agency's human resources information system during the performance evaluation period.



State of Louisiana

STATE CIVIL SERVICE

*PES Annual Report - Fiscal Year 2019-2020*

**Major Department: DEPARTMENT OF AGRICULTURE AND FORESTRY**

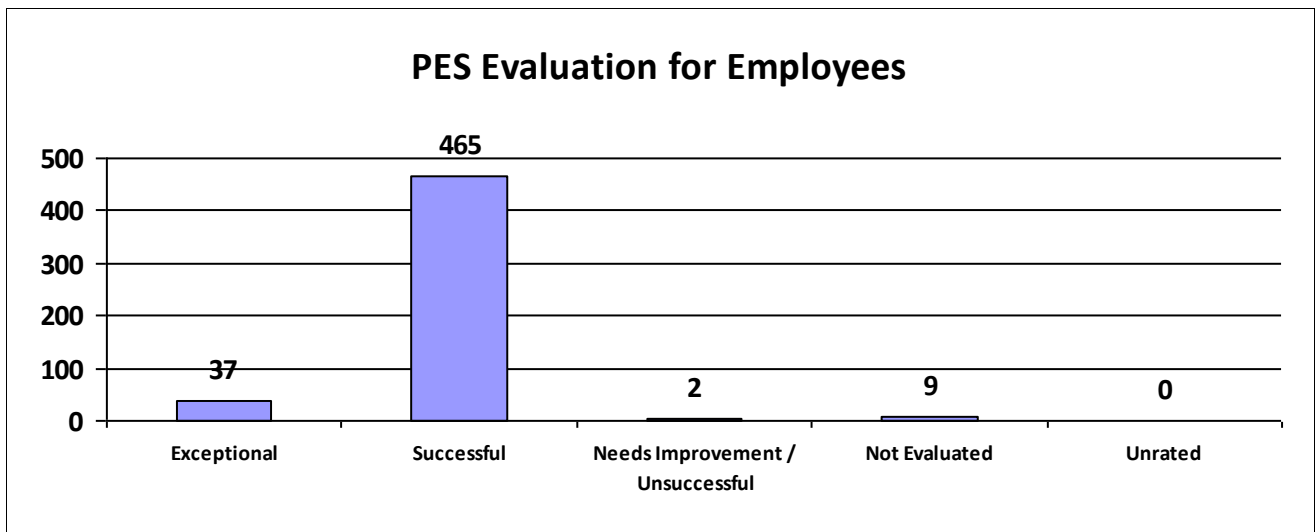
<b>Performance Year 07/01/2019 - 06/30/2020</b>	<b>Total # of Employees</b>	<b>Total %</b>
Number of employees that were rated	513	100%
Number of employees that were unrated	0	0.00%
Number of employees that were rated Exceptional	37	7%
Number of employees that were rated Successful	465	90.64%
Number of employees that were rated Needs Improvement / Unsuccessful	2	0%
Number of employees that were rated Not Evaluated	9	1.75%
Number of employees that were rated Unrated	0	0%

Information contained within this report reflects unaudited data provided directly to the Louisiana Department of State Civil Service by each state agency. Inconsistencies found throughout the report may be attributed to personnel changes not properly reflected in the agency's human resources information system during the performance evaluation period.

**State of Louisiana**  
**STATE CIVIL SERVICE**  
*PES Annual Report - Fiscal Year 2019-2020*

**Agency: DAF-Agriculture & Forestry**

<b>Performance Year 07/01/2019 - 06/30/2020</b>	<b>Total # of Employees</b>	<b>Total %</b>
Number of employees that were rated	513	100%
Number of employees that were unrated	0	0%



Information contained within this report reflects unaudited data provided directly to the Louisiana Department of State Civil Service by each state agency. Inconsistencies found throughout the report may be attributed to personnel changes not properly reflected in the agency's human resources information system during the performance evaluation period.



State of Louisiana

STATE CIVIL SERVICE

*PES Annual Report - Fiscal Year 2019-2020*

**Major Department: DEPARTMENT OF CHILDREN & FAMILY SERVICES**

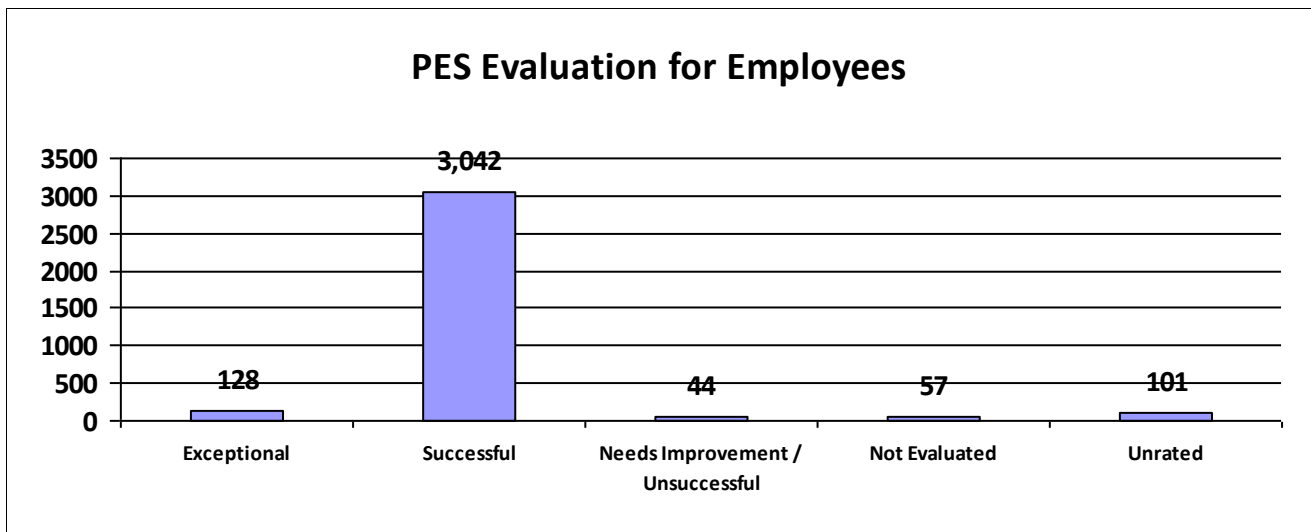
<b>Performance Year 07/01/2019 - 06/30/2020</b>	<b>Total # of Employees</b>	<b>Total %</b>
Number of employees that were rated	3,271	100%
Number of employees that were unrated	101	3.09%
Number of employees that were rated Exceptional	128	4%
Number of employees that were rated Successful	3,042	93.00%
Number of employees that were rated Needs Improvement / Unsuccessful	44	1%
Number of employees that were rated Not Evaluated	57	1.74%
Number of employees that were rated Unrated	101	3%

Information contained within this report reflects unaudited data provided directly to the Louisiana Department of State Civil Service by each state agency. Inconsistencies found throughout the report may be attributed to personnel changes not properly reflected in the agency's human resources information system during the performance evaluation period.



**Agency: DCFS-Off of Children & Family Services**

<b>Performance Year 07/01/2019 - 06/30/2020</b>	<b>Total # of Employees</b>	<b>Total %</b>
Number of employees that were rated	3,271	100%
Number of employees that were unrated	101	3%



Information contained within this report reflects unaudited data provided directly to the Louisiana Department of State Civil Service by each state agency. Inconsistencies found throughout the report may be attributed to personnel changes not properly reflected in the agency's human resources information system during the performance evaluation period.



State of Louisiana

STATE CIVIL SERVICE

*PES Annual Report - Fiscal Year 2019-2020*

**Major Department: DEPARTMENT OF CORRECTIONS**

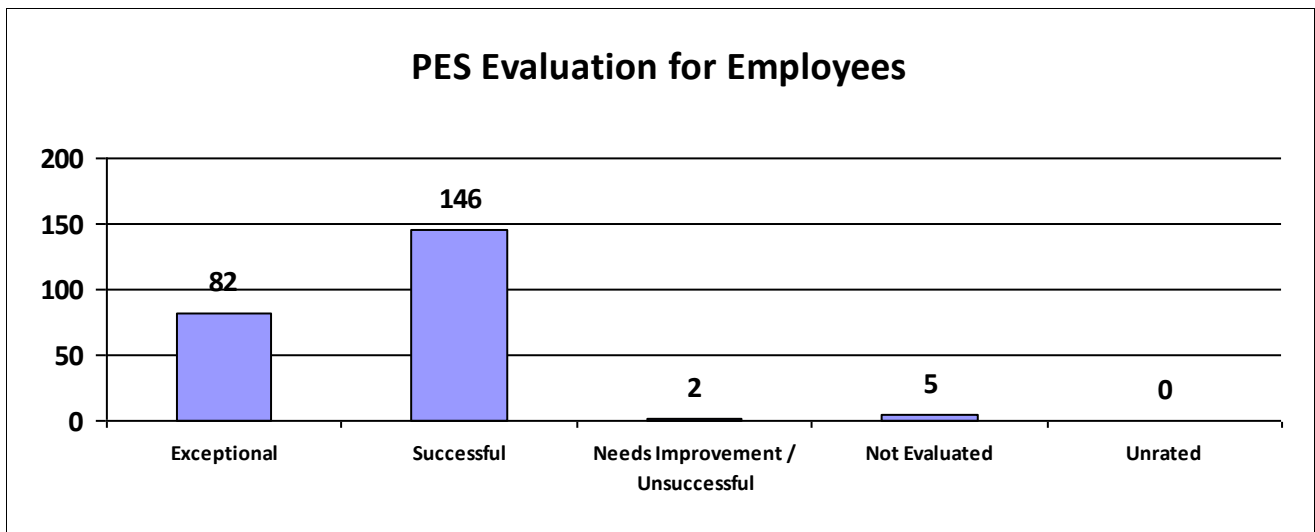
<b>Performance Year 07/01/2019 - 06/30/2020</b>	<b>Total # of Employees</b>	<b>Total %</b>
Number of employees that were rated	4,453	100%
Number of employees that were unrated	0	0.00%
Number of employees that were rated Exceptional	674	15%
Number of employees that were rated Successful	3,639	81.72%
Number of employees that were rated Needs Improvement / Unsuccessful	25	1%
Number of employees that were rated Not Evaluated	115	2.58%
Number of employees that were rated Unrated	0	0%

Information contained within this report reflects unaudited data provided directly to the Louisiana Department of State Civil Service by each state agency. Inconsistencies found throughout the report may be attributed to personnel changes not properly reflected in the agency's human resources information system during the performance evaluation period.

**State of Louisiana**  
**STATE CIVIL SERVICE**  
*PES Annual Report - Fiscal Year 2019-2020*

**Agency: DOC-Administration**

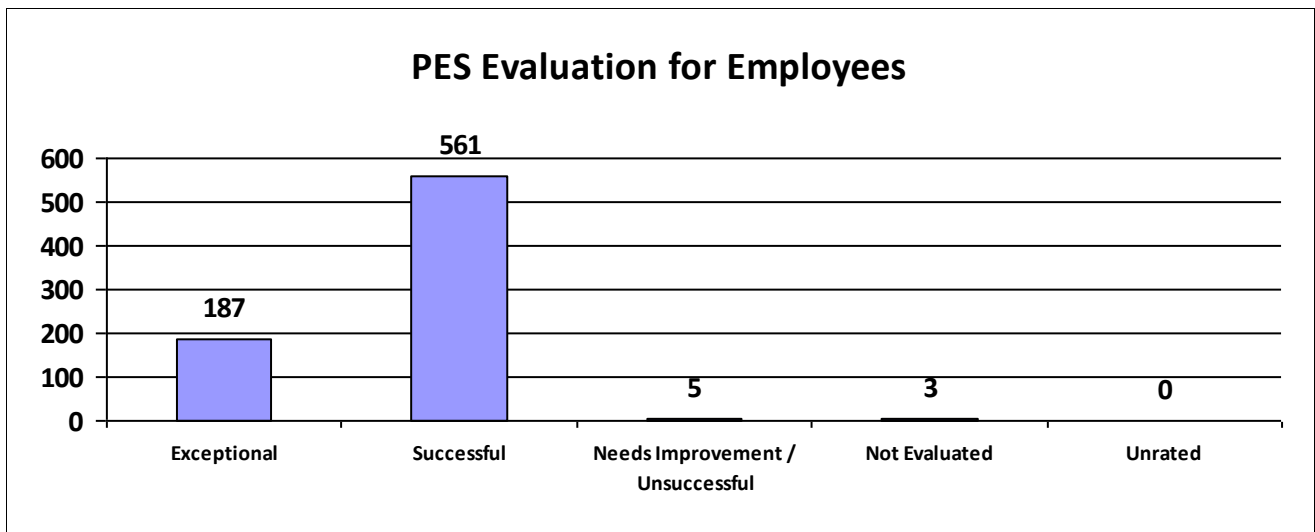
<b>Performance Year 07/01/2019 - 06/30/2020</b>	<b>Total # of Employees</b>	<b>Total %</b>
Number of employees that were rated	235	100%
Number of employees that were unrated	0	0%



Information contained within this report reflects unaudited data provided directly to the Louisiana Department of State Civil Service by each state agency. Inconsistencies found throughout the report may be attributed to personnel changes not properly reflected in the agency's human resources information system during the performance evaluation period.

**Agency: DOC-Adult Probation and Parole**

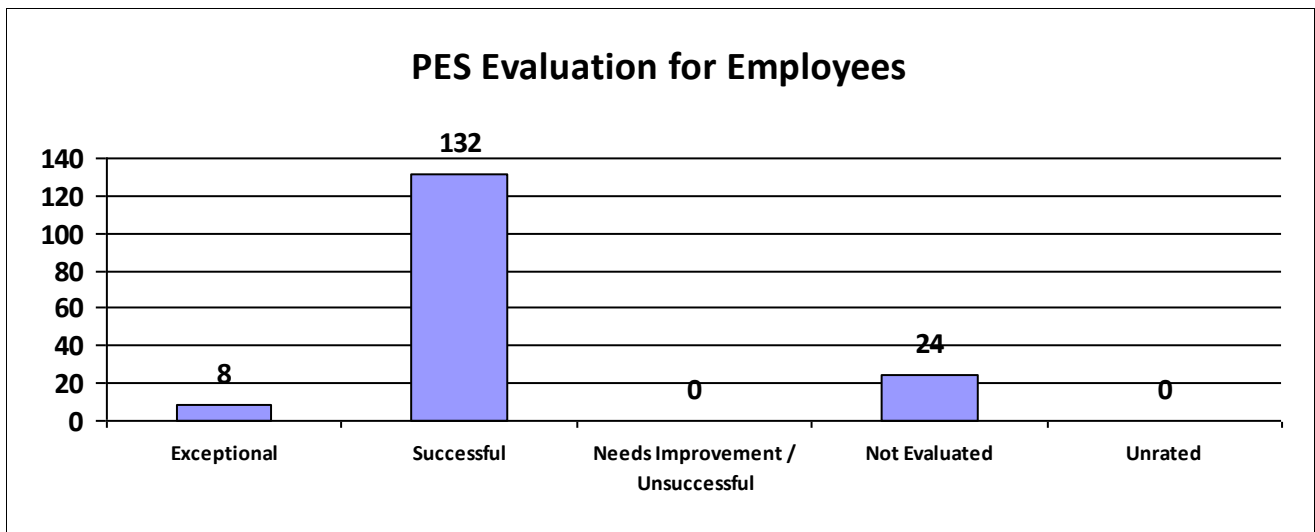
<b>Performance Year 07/01/2019 - 06/30/2020</b>	<b>Total # of Employees</b>	<b>Total %</b>
Number of employees that were rated	756	100%
Number of employees that were unrated	0	0%



Information contained within this report reflects unaudited data provided directly to the Louisiana Department of State Civil Service by each state agency. Inconsistencies found throughout the report may be attributed to personnel changes not properly reflected in the agency's human resources information system during the performance evaluation period.

**Agency: DOC-Allen Correctional Centr**

<b>Performance Year 07/01/2019 - 06/30/2020</b>	<b>Total # of Employees</b>	<b>Total %</b>
Number of employees that were rated	164	100%
Number of employees that were unrated	0	0%



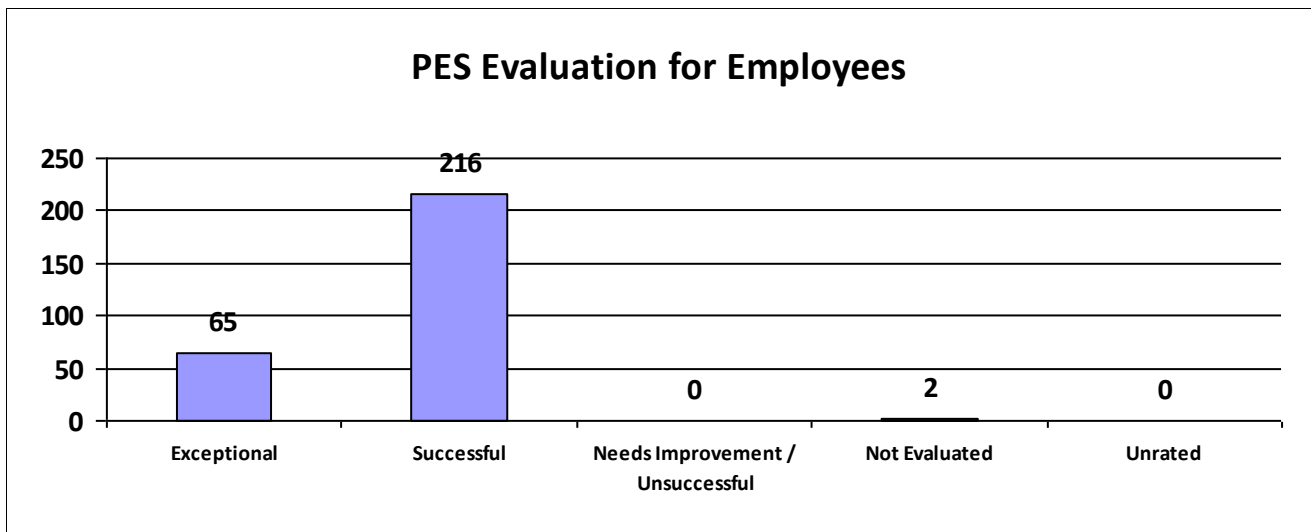
Information contained within this report reflects unaudited data provided directly to the Louisiana Department of State Civil Service by each state agency. Inconsistencies found throughout the report may be attributed to personnel changes not properly reflected in the agency's human resources information system during the performance evaluation period.



State of Louisiana  
STATE CIVIL SERVICE  
PES Annual Report - Fiscal Year 2019-2020

Agency: DOC-David Wade Correction Ctr

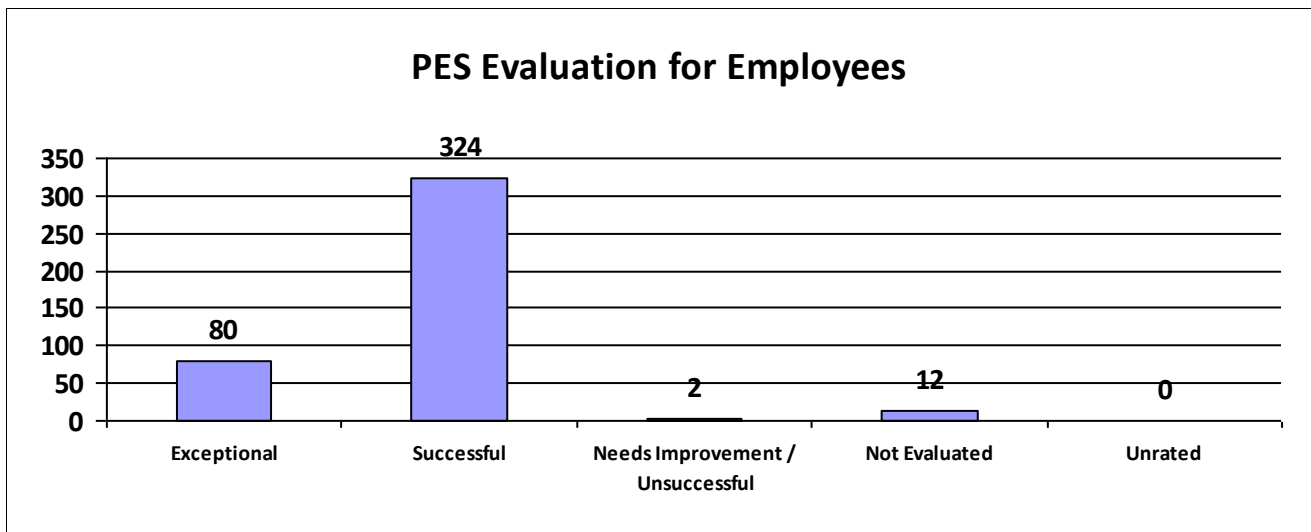
Performance Year 07/01/2019 - 06/30/2020	Total # of Employees	Total %
Number of employees that were rated	283	100%
Number of employees that were unrated	0	0%



Information contained within this report reflects unaudited data provided directly to the Louisiana Department of State Civil Service by each state agency. Inconsistencies found throughout the report may be attributed to personnel changes not properly reflected in the agency's human resources information system during the performance evaluation period.

**Agency: DOC-Dixon Correctional Inst**

<b>Performance Year 07/01/2019 - 06/30/2020</b>	<b>Total # of Employees</b>	<b>Total %</b>
Number of employees that were rated	418	100%
Number of employees that were unrated	0	0%



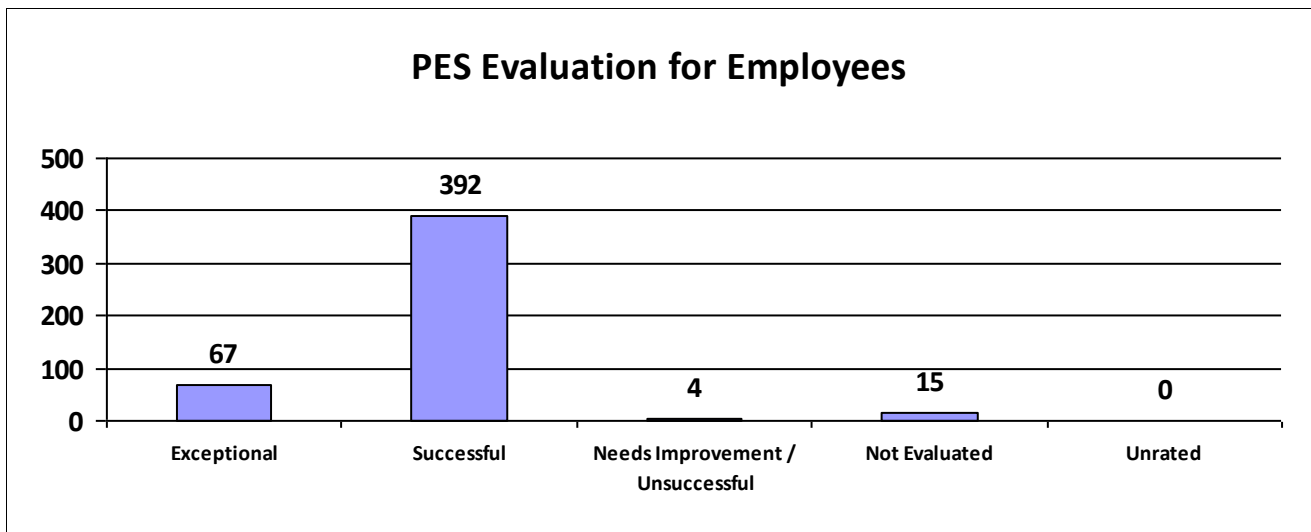
Information contained within this report reflects unaudited data provided directly to the Louisiana Department of State Civil Service by each state agency. Inconsistencies found throughout the report may be attributed to personnel changes not properly reflected in the agency's human resources information system during the performance evaluation period.



State of Louisiana  
STATE CIVIL SERVICE  
*PES Annual Report - Fiscal Year 2019-2020*

**Agency: DOC-Elayn Hunt Correction Ctr**

Performance Year 07/01/2019 - 06/30/2020	Total # of Employees	Total %
Number of employees that were rated	478	100%
Number of employees that were unrated	0	0%

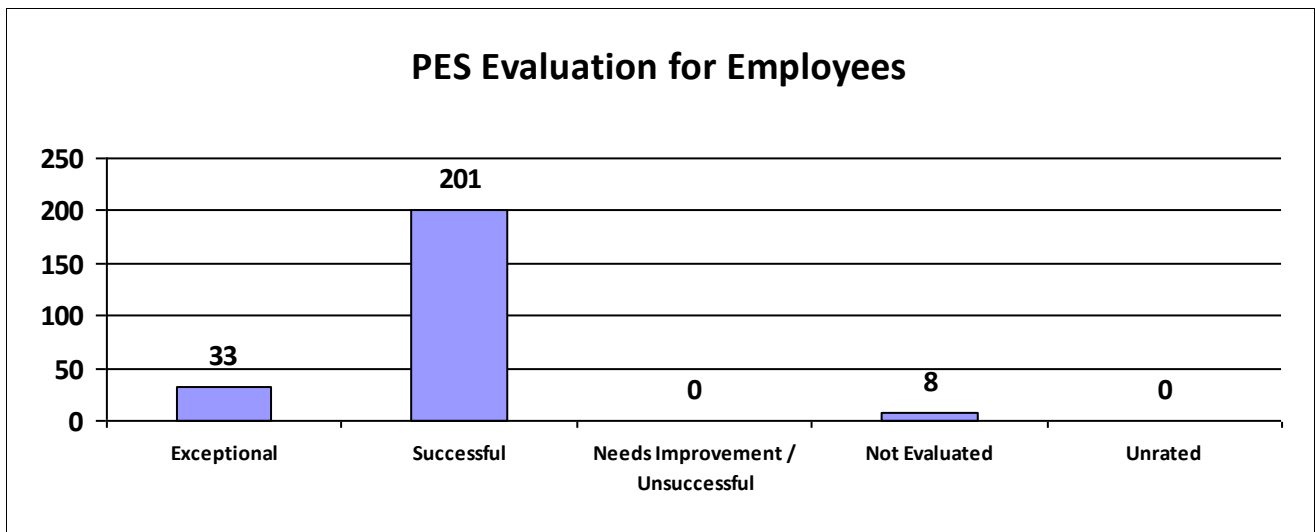


Information contained within this report reflects unaudited data provided directly to the Louisiana Department of State Civil Service by each state agency. Inconsistencies found throughout the report may be attributed to personnel changes not properly reflected in the agency's human resources information system during the performance evaluation period.



**Agency: DOC-La Correctional Inst Women**

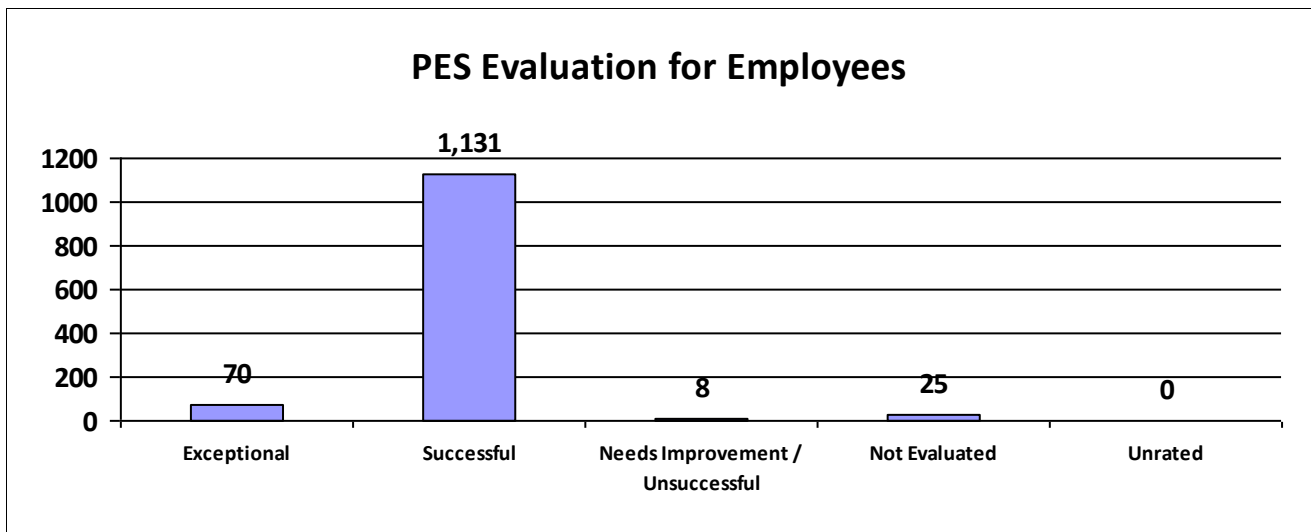
<b>Performance Year 07/01/2019 - 06/30/2020</b>	<b>Total # of Employees</b>	<b>Total %</b>
Number of employees that were rated	242	100%
Number of employees that were unrated	0	0%



Information contained within this report reflects unaudited data provided directly to the Louisiana Department of State Civil Service by each state agency. Inconsistencies found throughout the report may be attributed to personnel changes not properly reflected in the agency's human resources information system during the performance evaluation period.

**Agency: DOC-La State Penitentiary**

<b>Performance Year 07/01/2019 - 06/30/2020</b>	<b>Total # of Employees</b>	<b>Total %</b>
Number of employees that were rated	1,234	100%
Number of employees that were unrated	0	0%

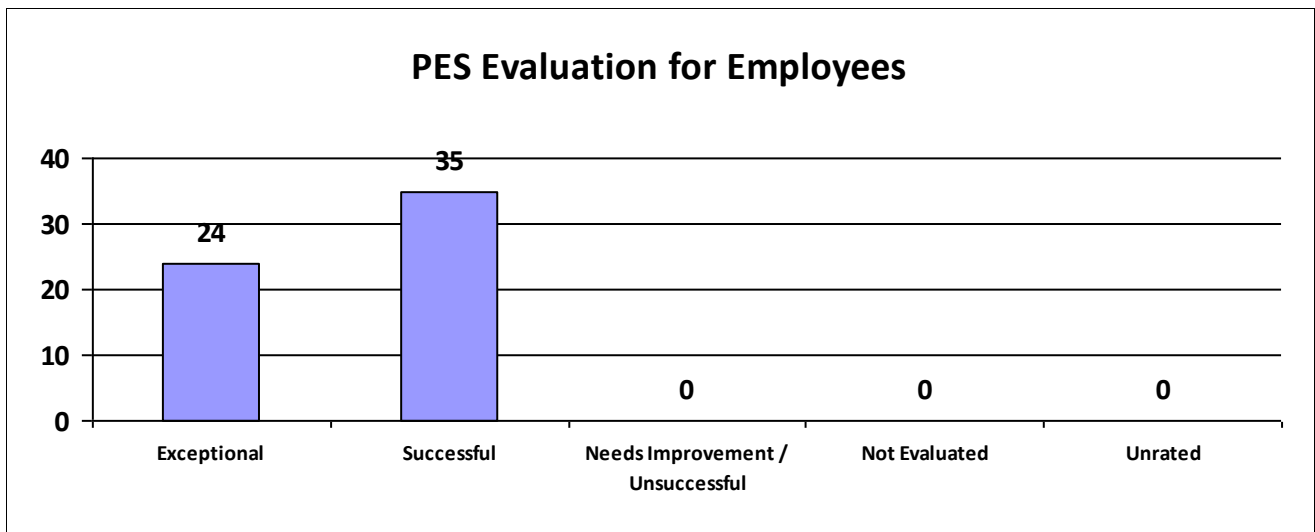


Information contained within this report reflects unaudited data provided directly to the Louisiana Department of State Civil Service by each state agency. Inconsistencies found throughout the report may be attributed to personnel changes not properly reflected in the agency's human resources information system during the performance evaluation period.

**State of Louisiana**  
**STATE CIVIL SERVICE**  
*PES Annual Report - Fiscal Year 2019-2020*

**Agency: DOC-Prison Enterprises**

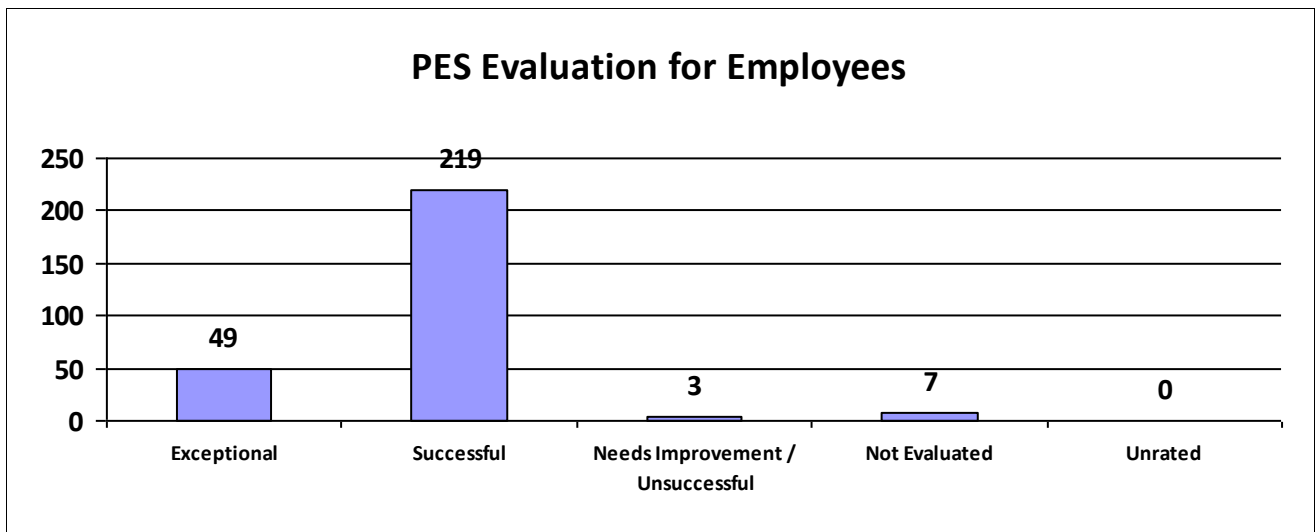
<b>Performance Year 07/01/2019 - 06/30/2020</b>	<b>Total # of Employees</b>	<b>Total %</b>
Number of employees that were rated	59	100%
Number of employees that were unrated	0	0%



Information contained within this report reflects unaudited data provided directly to the Louisiana Department of State Civil Service by each state agency. Inconsistencies found throughout the report may be attributed to personnel changes not properly reflected in the agency's human resources information system during the performance evaluation period.

**Agency: DOC-Rayburn Correctional Ctr**

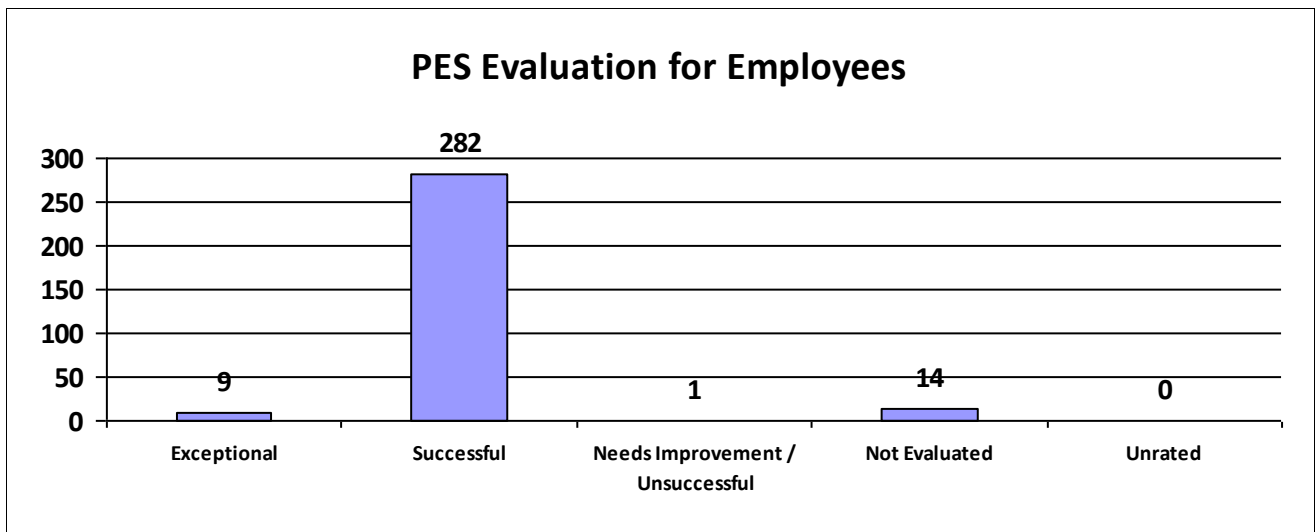
<b>Performance Year 07/01/2019 - 06/30/2020</b>	<b>Total # of Employees</b>	<b>Total %</b>
Number of employees that were rated	278	100%
Number of employees that were unrated	0	0%



Information contained within this report reflects unaudited data provided directly to the Louisiana Department of State Civil Service by each state agency. Inconsistencies found throughout the report may be attributed to personnel changes not properly reflected in the agency's human resources information system during the performance evaluation period.

**Agency: DOC-Raymond Laborde Corr Ctr**

<b>Performance Year 07/01/2019 - 06/30/2020</b>	<b>Total # of Employees</b>	<b>Total %</b>
Number of employees that were rated	306	100%
Number of employees that were unrated	0	0%



Information contained within this report reflects unaudited data provided directly to the Louisiana Department of State Civil Service by each state agency. Inconsistencies found throughout the report may be attributed to personnel changes not properly reflected in the agency's human resources information system during the performance evaluation period.



State of Louisiana

STATE CIVIL SERVICE

*PES Annual Report - Fiscal Year 2019-2020*

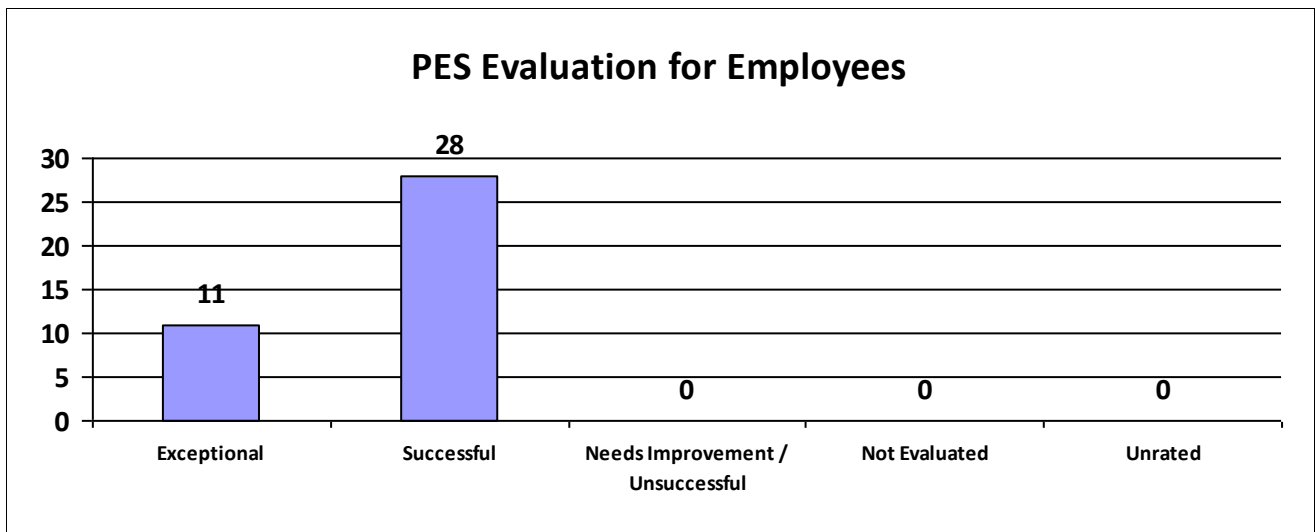
**Major Department: DEPARTMENT OF ECONOMIC DEVELOPMENT**

<b>Performance Year 07/01/2019 - 06/30/2020</b>	<b>Total # of Employees</b>	<b>Total %</b>
Number of employees that were rated	60	100%
Number of employees that were unrated	0	0.00%
Number of employees that were rated Exceptional	23	38%
Number of employees that were rated Successful	35	58.33%
Number of employees that were rated Needs Improvement / Unsuccessful	2	3%
Number of employees that were rated Not Evaluated	0	0.00%
Number of employees that were rated Unrated	0	0%

Information contained within this report reflects unaudited data provided directly to the Louisiana Department of State Civil Service by each state agency. Inconsistencies found throughout the report may be attributed to personnel changes not properly reflected in the agency's human resources information system during the performance evaluation period.

**Agency: DED-Off of Business Development**

<b>Performance Year 07/01/2019 - 06/30/2020</b>	<b>Total # of Employees</b>	<b>Total %</b>
Number of employees that were rated	39	100%
Number of employees that were unrated	0	0%

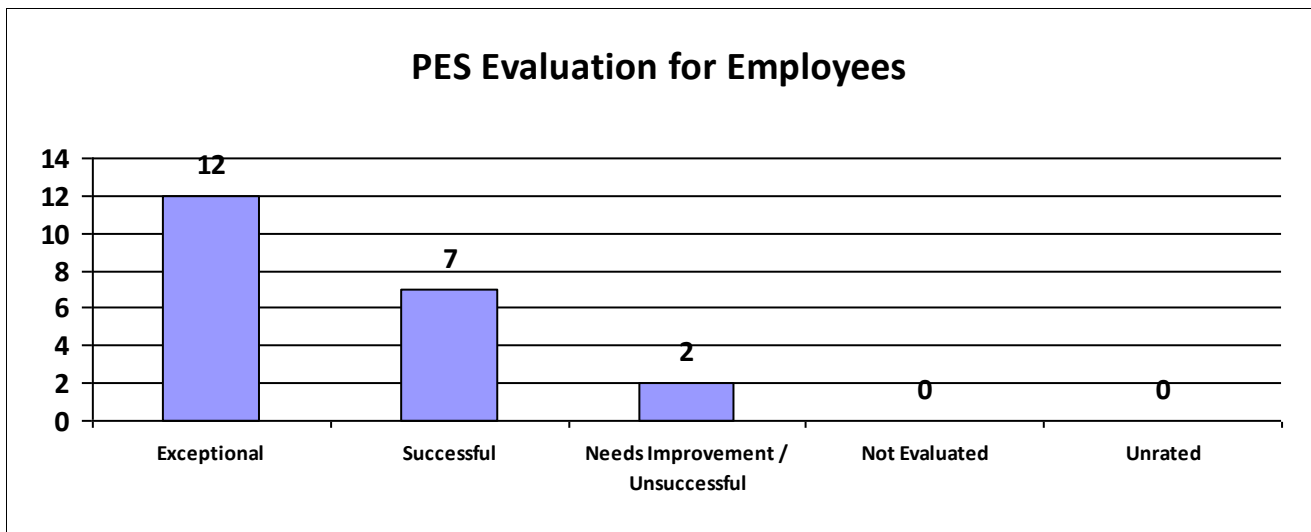


Information contained within this report reflects unaudited data provided directly to the Louisiana Department of State Civil Service by each state agency. Inconsistencies found throughout the report may be attributed to personnel changes not properly reflected in the agency's human resources information system during the performance evaluation period.

**State of Louisiana**  
**STATE CIVIL SERVICE**  
*PES Annual Report - Fiscal Year 2019-2020*

**Agency: DED-Off of the Secretary**

<b>Performance Year 07/01/2019 - 06/30/2020</b>	<b>Total # of Employees</b>	<b>Total %</b>
Number of employees that were rated	21	100%
Number of employees that were unrated	0	0%



Information contained within this report reflects unaudited data provided directly to the Louisiana Department of State Civil Service by each state agency. Inconsistencies found throughout the report may be attributed to personnel changes not properly reflected in the agency's human resources information system during the performance evaluation period.





State of Louisiana

STATE CIVIL SERVICE

*PES Annual Report - Fiscal Year 2019-2020*

**Major Department: DEPARTMENT OF EDUCATION**

<b>Performance Year 07/01/2019 - 06/30/2020</b>	<b>Total # of Employees</b>	<b>Total %</b>
Number of employees that were rated	403	100%
Number of employees that were unrated	0	0.00%
Number of employees that were rated Exceptional	76	19%
Number of employees that were rated Successful	315	78.16%
Number of employees that were rated Needs Improvement / Unsuccessful	0	0%
Number of employees that were rated Not Evaluated	12	2.98%
Number of employees that were rated Unrated	0	0%

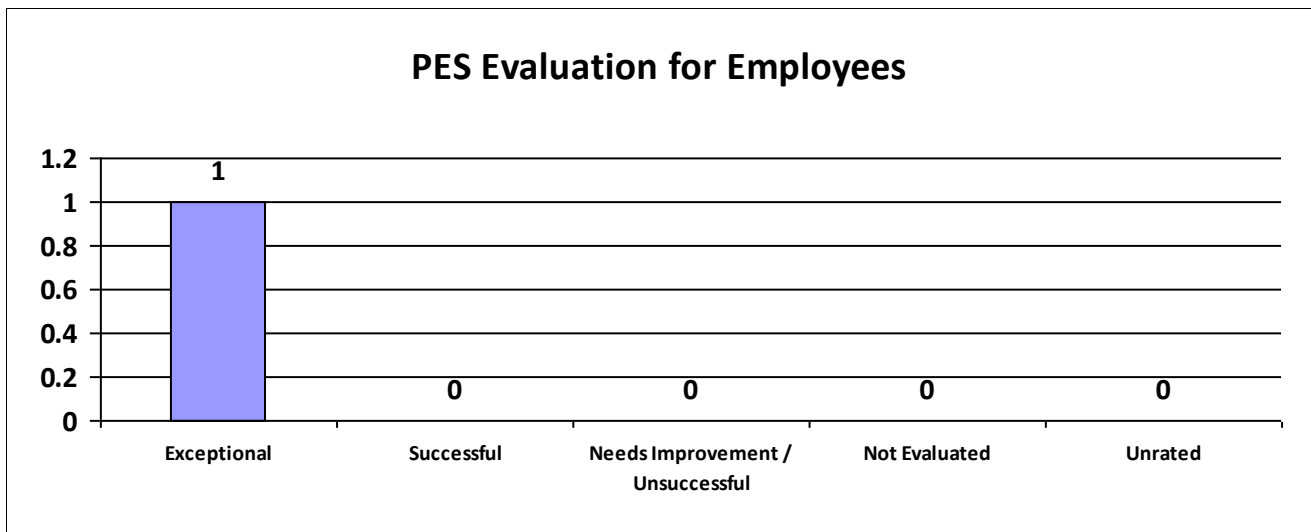
Information contained within this report reflects unaudited data provided directly to the Louisiana Department of State Civil Service by each state agency. Inconsistencies found throughout the report may be attributed to personnel changes not properly reflected in the agency's human resources information system during the performance evaluation period.



State of Louisiana  
STATE CIVIL SERVICE  
PES Annual Report - Fiscal Year 2019-2020

Agency: DOE-Special School Districts

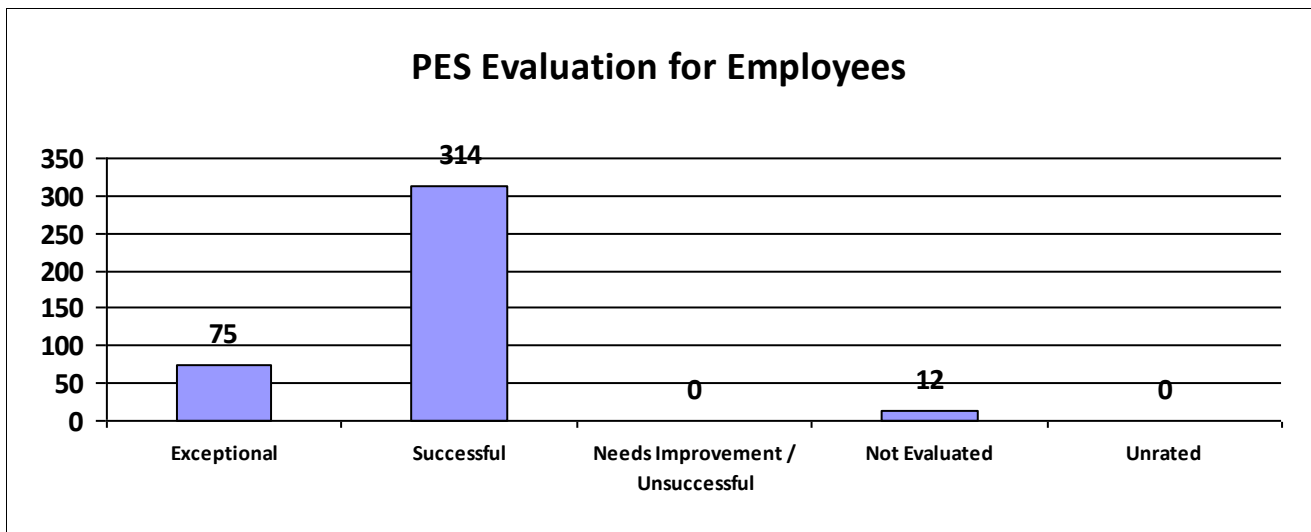
Performance Year 07/01/2019 - 06/30/2020	Total # of Employees	Total %
Number of employees that were rated	1	100%
Number of employees that were unrated	0	0%



Information contained within this report reflects unaudited data provided directly to the Louisiana Department of State Civil Service by each state agency. Inconsistencies found throughout the report may be attributed to personnel changes not properly reflected in the agency's human resources information system during the performance evaluation period.

**Agency: DOE-State Activities**

Performance Year 07/01/2019 - 06/30/2020	Total # of Employees	Total %
Number of employees that were rated	401	100%
Number of employees that were unrated	0	0%



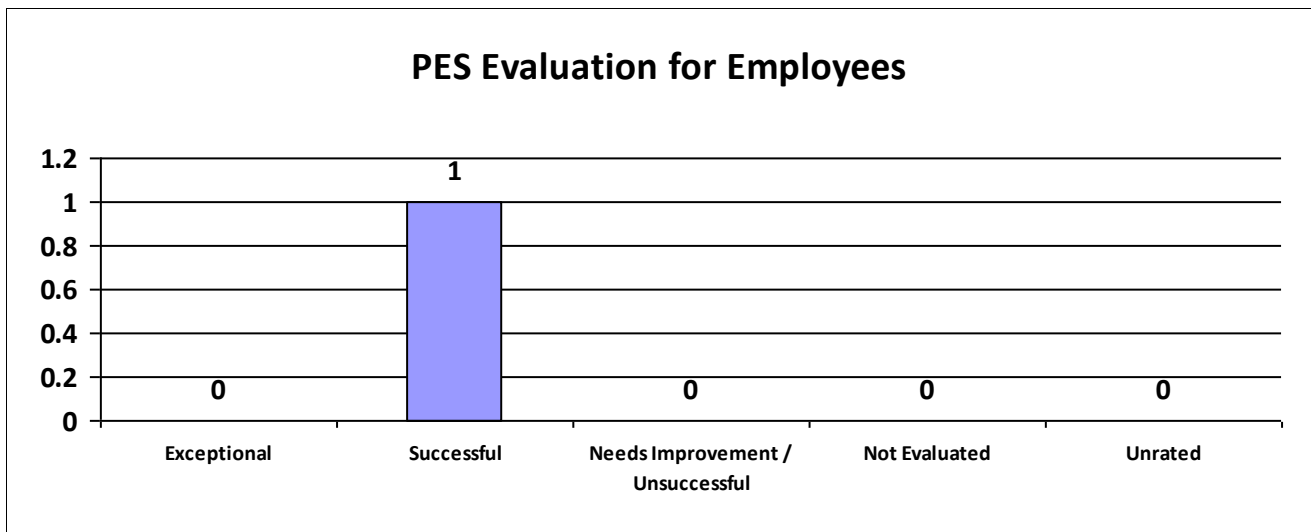
Information contained within this report reflects unaudited data provided directly to the Louisiana Department of State Civil Service by each state agency. Inconsistencies found throughout the report may be attributed to personnel changes not properly reflected in the agency's human resources information system during the performance evaluation period.



**State of Louisiana**  
**STATE CIVIL SERVICE**  
*PES Annual Report - Fiscal Year 2019-2020*

**Agency: SSC-Bd Elem & Secondary Edu**

Performance Year 07/01/2019 - 06/30/2020	Total # of Employees	Total %
Number of employees that were rated	1	100%
Number of employees that were unrated	0	0%



Information contained within this report reflects unaudited data provided directly to the Louisiana Department of State Civil Service by each state agency. Inconsistencies found throughout the report may be attributed to personnel changes not properly reflected in the agency's human resources information system during the performance evaluation period.



State of Louisiana

STATE CIVIL SERVICE

*PES Annual Report - Fiscal Year 2019-2020*

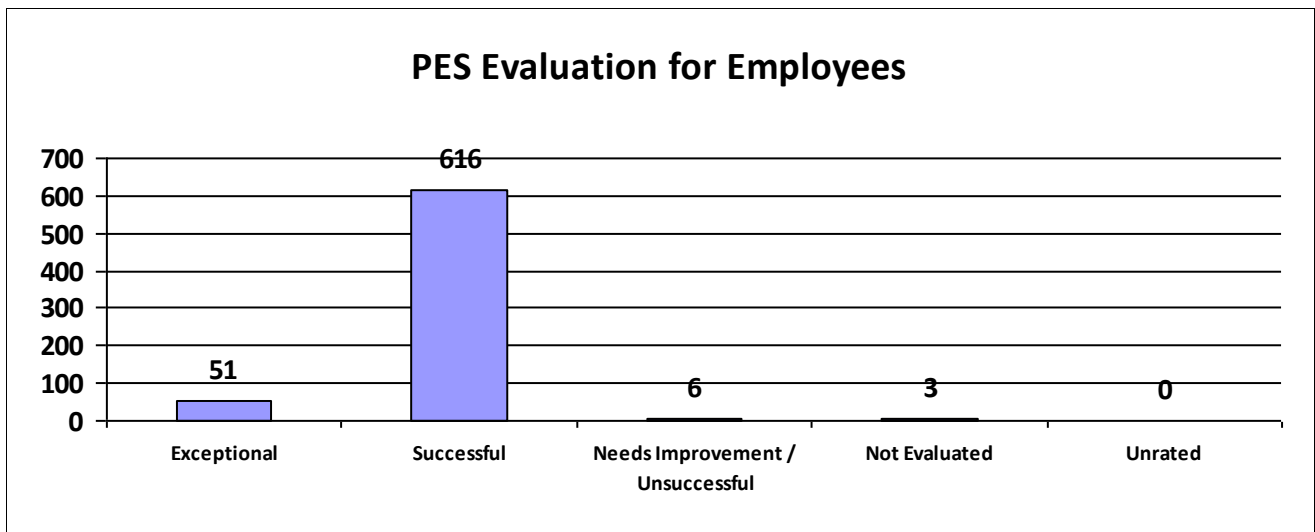
**Major Department: DEPARTMENT OF ENVIRONMENTAL QUALITY**

<b>Performance Year 07/01/2019 - 06/30/2020</b>	<b>Total # of Employees</b>	<b>Total %</b>
Number of employees that were rated	676	100%
Number of employees that were unrated	0	0.00%
Number of employees that were rated Exceptional	51	8%
Number of employees that were rated Successful	616	91.12%
Number of employees that were rated Needs Improvement / Unsuccessful	6	1%
Number of employees that were rated Not Evaluated	3	0.44%
Number of employees that were rated Unrated	0	0%

Information contained within this report reflects unaudited data provided directly to the Louisiana Department of State Civil Service by each state agency. Inconsistencies found throughout the report may be attributed to personnel changes not properly reflected in the agency's human resources information system during the performance evaluation period.

**Agency: Dept of Environmental Quality**

<b>Performance Year 07/01/2019 - 06/30/2020</b>	<b>Total # of Employees</b>	<b>Total %</b>
Number of employees that were rated	676	100%
Number of employees that were unrated	0	0%



Information contained within this report reflects unaudited data provided directly to the Louisiana Department of State Civil Service by each state agency. Inconsistencies found throughout the report may be attributed to personnel changes not properly reflected in the agency's human resources information system during the performance evaluation period.



State of Louisiana

STATE CIVIL SERVICE

*PES Annual Report - Fiscal Year 2019-2020*

**Major Department: DEPARTMENT OF INSURANCE**

<b>Performance Year 07/01/2019 - 06/30/2020</b>	<b>Total # of Employees</b>	<b>Total %</b>
Number of employees that were rated	192	100%
Number of employees that were unrated	0	0.00%
Number of employees that were rated Exceptional	7	4%
Number of employees that were rated Successful	180	93.75%
Number of employees that were rated Needs Improvement / Unsuccessful	3	2%
Number of employees that were rated Not Evaluated	2	1.04%
Number of employees that were rated Unrated	0	0%

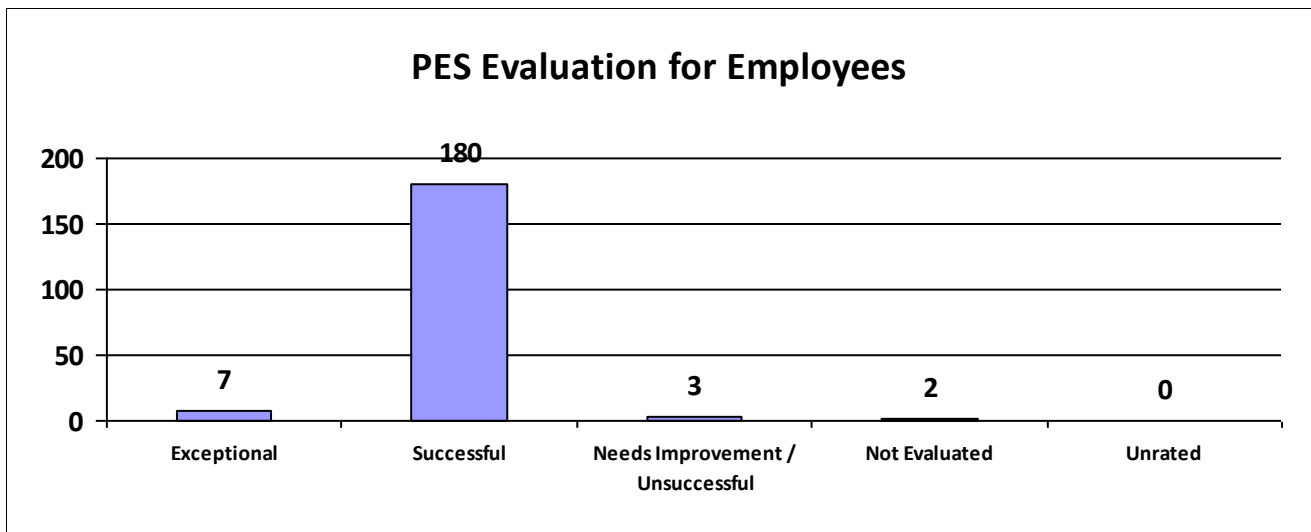
Information contained within this report reflects unaudited data provided directly to the Louisiana Department of State Civil Service by each state agency. Inconsistencies found throughout the report may be attributed to personnel changes not properly reflected in the agency's human resources information system during the performance evaluation period.



**State of Louisiana**  
**STATE CIVIL SERVICE**  
*PES Annual Report - Fiscal Year 2019-2020*

**Agency: DOI-Commissioner of Insurance**

Performance Year 07/01/2019 - 06/30/2020	Total # of Employees	Total %
Number of employees that were rated	192	100%
Number of employees that were unrated	0	0%



Information contained within this report reflects unaudited data provided directly to the Louisiana Department of State Civil Service by each state agency. Inconsistencies found throughout the report may be attributed to personnel changes not properly reflected in the agency's human resources information system during the performance evaluation period.





State of Louisiana

STATE CIVIL SERVICE

*PES Annual Report - Fiscal Year 2019-2020*

**Major Department: DEPARTMENT OF JUSTICE**

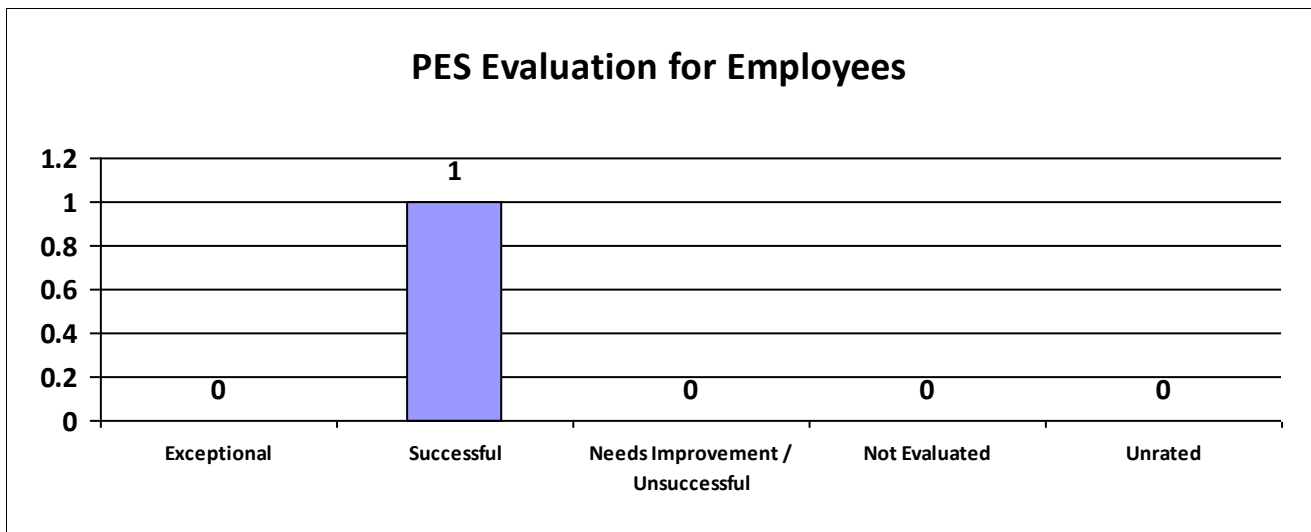
<b>Performance Year 07/01/2019 - 06/30/2020</b>	<b>Total # of Employees</b>	<b>Total %</b>
Number of employees that were rated	1	100%
Number of employees that were unrated	0	0.00%
Number of employees that were rated Exceptional	0	0%
Number of employees that were rated Successful	1	100.00%
Number of employees that were rated Needs Improvement / Unsuccessful	0	0%
Number of employees that were rated Not Evaluated	0	0.00%
Number of employees that were rated Unrated	0	0%

Information contained within this report reflects unaudited data provided directly to the Louisiana Department of State Civil Service by each state agency. Inconsistencies found throughout the report may be attributed to personnel changes not properly reflected in the agency's human resources information system during the performance evaluation period.

**State of Louisiana**  
**STATE CIVIL SERVICE**  
*PES Annual Report - Fiscal Year 2019-2020*

**Agency: DOJ-Off of the Atty General**

<b>Performance Year 07/01/2019 - 06/30/2020</b>	<b>Total # of Employees</b>	<b>Total %</b>
Number of employees that were rated	1	100%
Number of employees that were unrated	0	0%



Information contained within this report reflects unaudited data provided directly to the Louisiana Department of State Civil Service by each state agency. Inconsistencies found throughout the report may be attributed to personnel changes not properly reflected in the agency's human resources information system during the performance evaluation period.



State of Louisiana

STATE CIVIL SERVICE

*PES Annual Report - Fiscal Year 2019-2020*

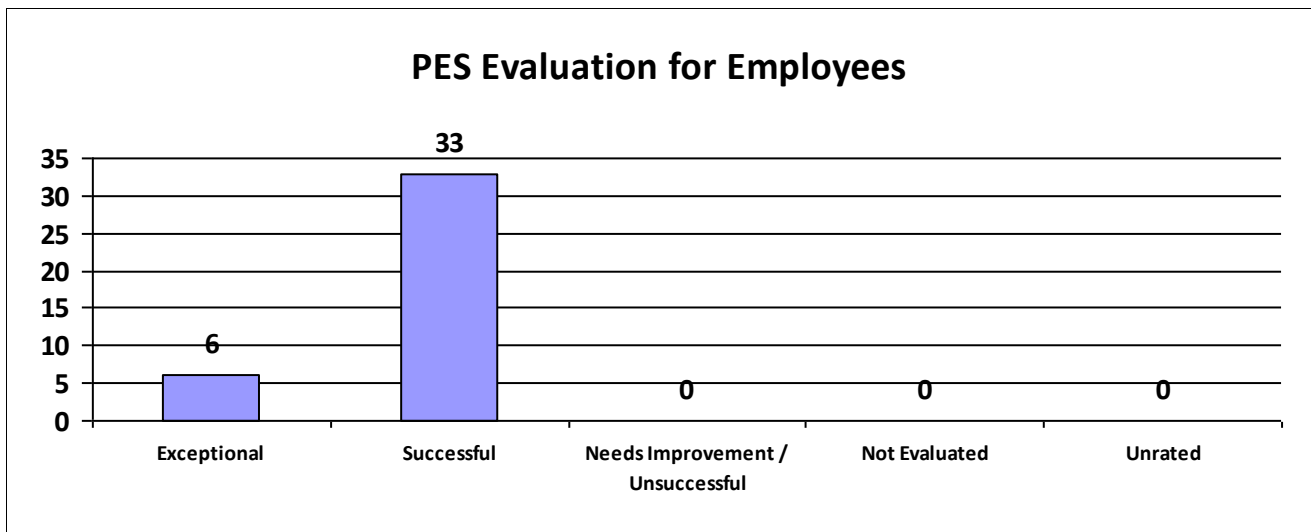
**Major Department: DEPARTMENT OF NATURAL RESOURCES**

<b>Performance Year 07/01/2019 - 06/30/2020</b>	<b>Total # of Employees</b>	<b>Total %</b>
Number of employees that were rated	271	100%
Number of employees that were unrated	0	0.00%
Number of employees that were rated Exceptional	58	21%
Number of employees that were rated Successful	213	78.60%
Number of employees that were rated Needs Improvement / Unsuccessful	0	0%
Number of employees that were rated Not Evaluated	0	0.00%
Number of employees that were rated Unrated	0	0%

Information contained within this report reflects unaudited data provided directly to the Louisiana Department of State Civil Service by each state agency. Inconsistencies found throughout the report may be attributed to personnel changes not properly reflected in the agency's human resources information system during the performance evaluation period.

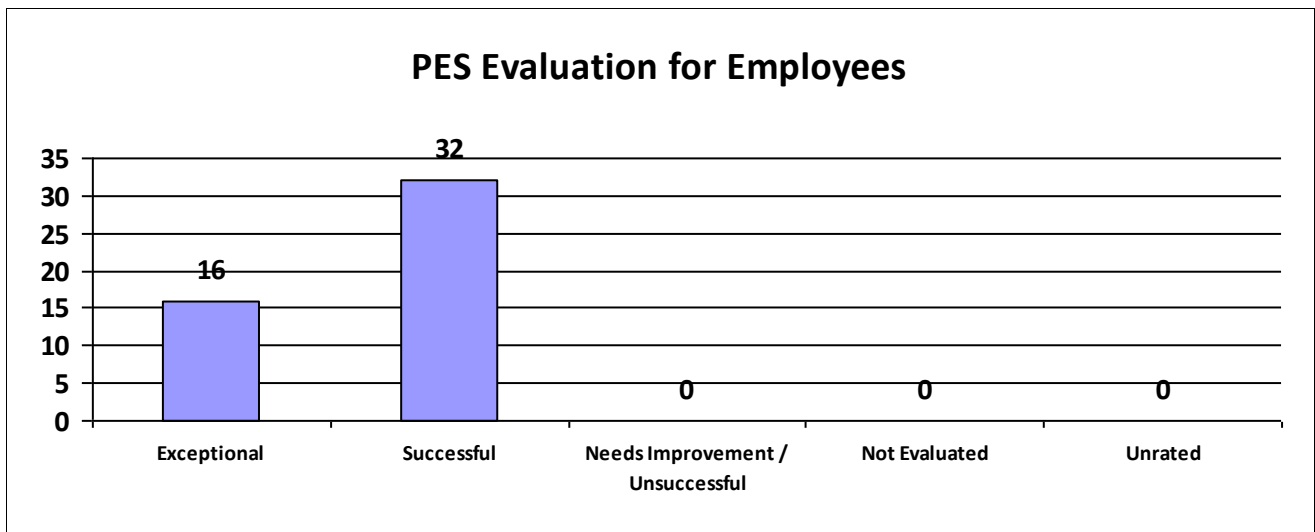
**Agency: DNR-Off of Coastal Management**

<b>Performance Year 07/01/2019 - 06/30/2020</b>	<b>Total # of Employees</b>	<b>Total %</b>
Number of employees that were rated	39	100%
Number of employees that were unrated	0	0%



**Agency: DNR-Off of Mineral Resources**

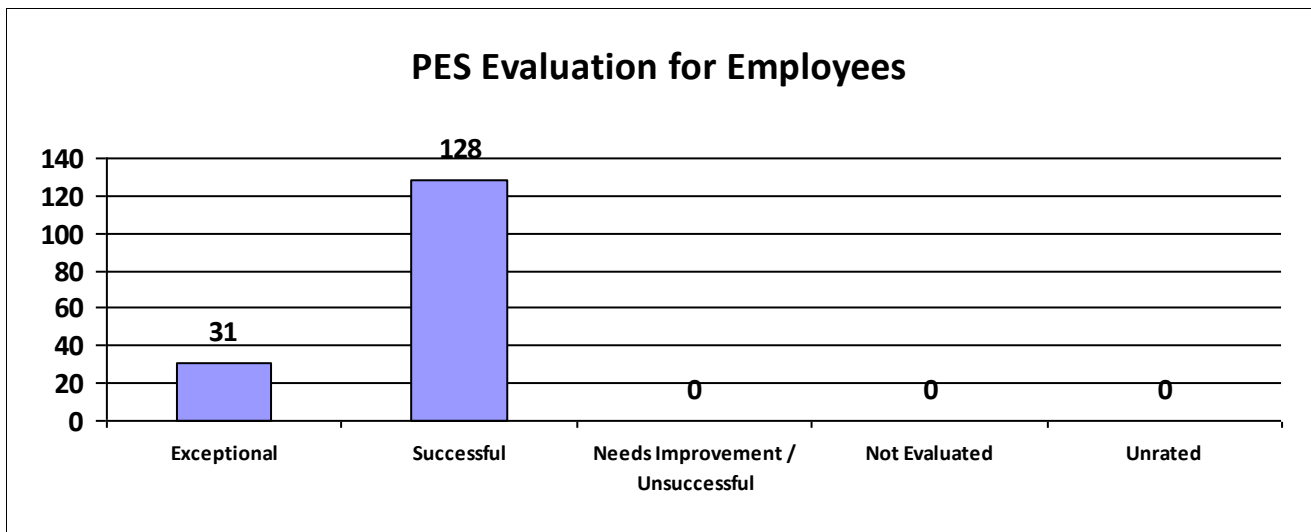
<b>Performance Year 07/01/2019 - 06/30/2020</b>	<b>Total # of Employees</b>	<b>Total %</b>
Number of employees that were rated	48	100%
Number of employees that were unrated	0	0%



Information contained within this report reflects unaudited data provided directly to the Louisiana Department of State Civil Service by each state agency. Inconsistencies found throughout the report may be attributed to personnel changes not properly reflected in the agency's human resources information system during the performance evaluation period.

**Agency: DNR-Office of Conservation**

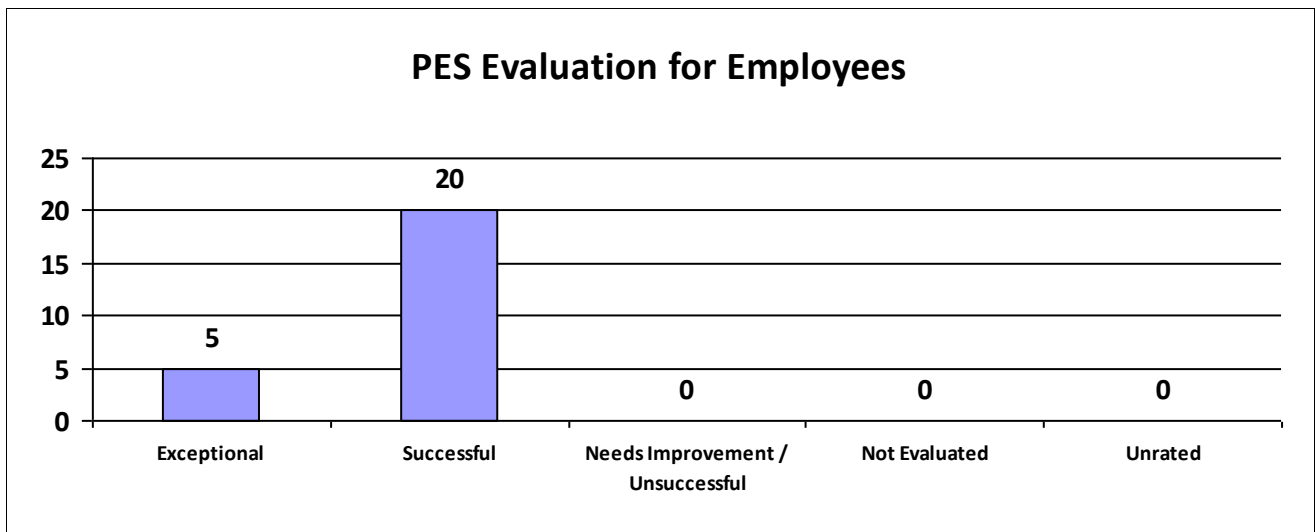
<b>Performance Year 07/01/2019 - 06/30/2020</b>	<b>Total # of Employees</b>	<b>Total %</b>
Number of employees that were rated	159	100%
Number of employees that were unrated	0	0%



Information contained within this report reflects unaudited data provided directly to the Louisiana Department of State Civil Service by each state agency. Inconsistencies found throughout the report may be attributed to personnel changes not properly reflected in the agency's human resources information system during the performance evaluation period.

**Agency: DNR-Office of the Secretary**

<b>Performance Year 07/01/2019 - 06/30/2020</b>	<b>Total # of Employees</b>	<b>Total %</b>
Number of employees that were rated	25	100%
Number of employees that were unrated	0	0%





State of Louisiana

STATE CIVIL SERVICE

*PES Annual Report - Fiscal Year 2019-2020*

**Major Department: DEPARTMENT OF PUBLIC SAFETY**

<b>Performance Year 07/01/2019 - 06/30/2020</b>	<b>Total # of Employees</b>	<b>Total %</b>
Number of employees that were rated	2,223	100%
Number of employees that were unrated	1	0.04%
Number of employees that were rated Exceptional	847	38%
Number of employees that were rated Successful	1,338	60.19%
Number of employees that were rated Needs Improvement / Unsuccessful	13	1%
Number of employees that were rated Not Evaluated	25	1.12%
Number of employees that were rated Unrated	1	0%

Information contained within this report reflects unaudited data provided directly to the Louisiana Department of State Civil Service by each state agency. Inconsistencies found throughout the report may be attributed to personnel changes not properly reflected in the agency's human resources information system during the performance evaluation period.

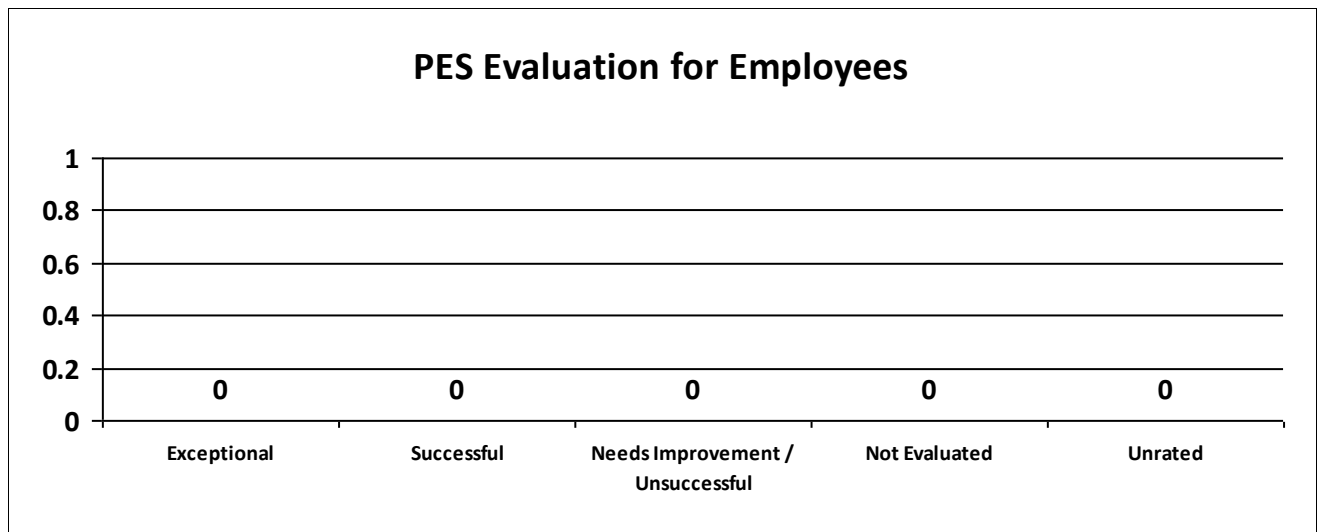




State of Louisiana  
STATE CIVIL SERVICE  
PES Annual Report - Fiscal Year 2019-2020

Agency: DPS-La Gaming Control Board

Performance Year 07/01/2019 - 06/30/2020	Total # of Employees	Total %
Number of employees that were rated	0	0%
Number of employees that were unrated	0	0%

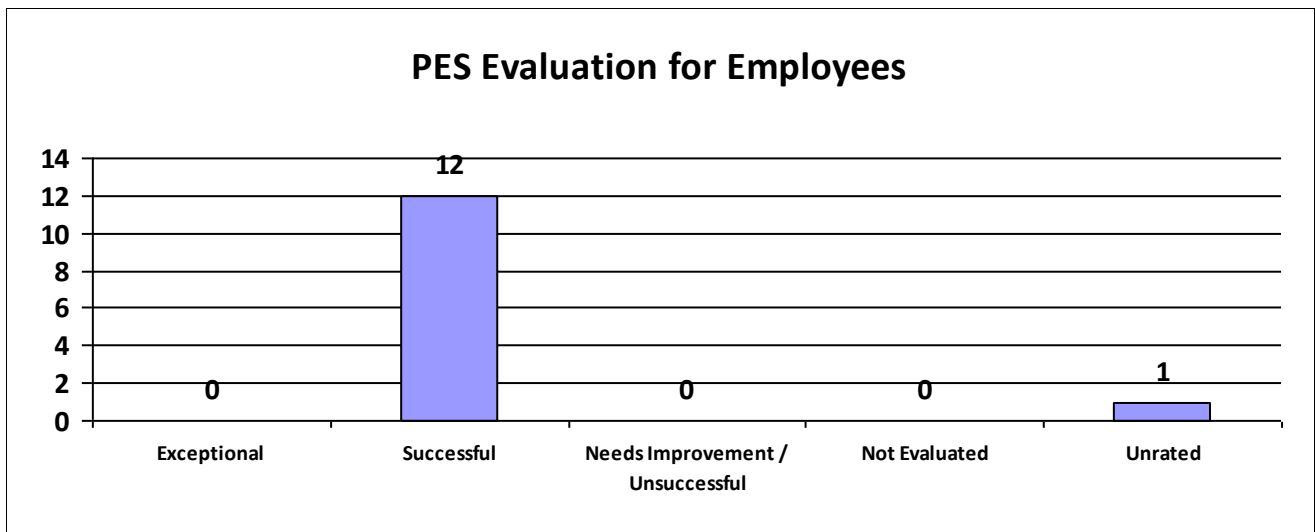


Information contained within this report reflects unaudited data provided directly to the Louisiana Department of State Civil Service by each state agency. Inconsistencies found throughout the report may be attributed to personnel changes not properly reflected in the agency's human resources information system during the performance evaluation period.

**State of Louisiana**  
**STATE CIVIL SERVICE**  
*PES Annual Report - Fiscal Year 2019-2020*

**Agency: DPS-La Highway Safety Comm**

<b>Performance Year 07/01/2019 - 06/30/2020</b>	<b>Total # of Employees</b>	<b>Total %</b>
Number of employees that were rated	12	100%
Number of employees that were unrated	1	8%

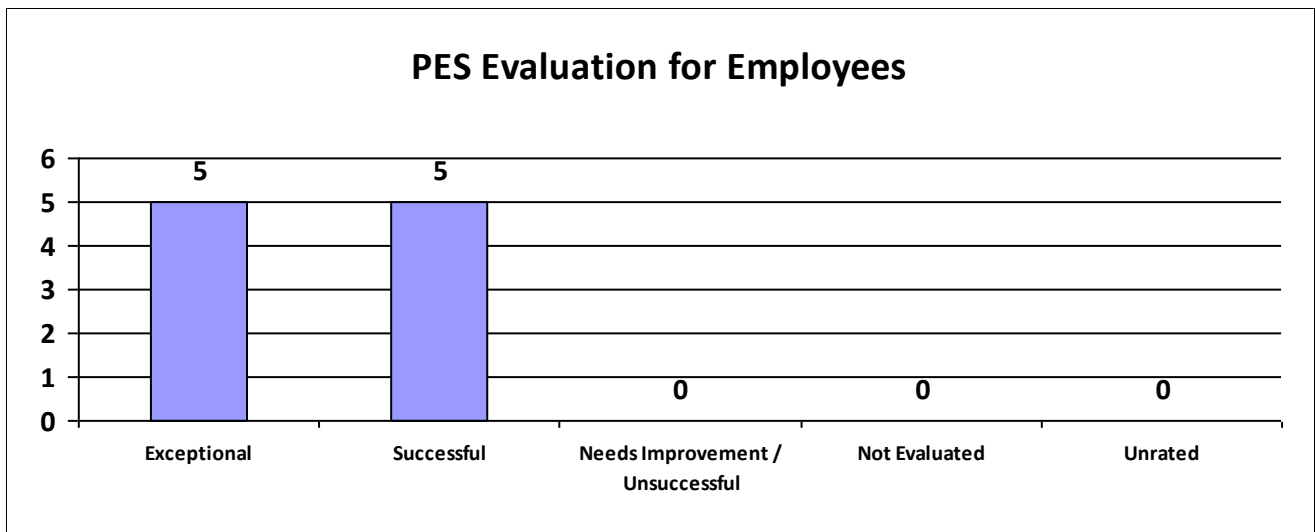


Information contained within this report reflects unaudited data provided directly to the Louisiana Department of State Civil Service by each state agency. Inconsistencies found throughout the report may be attributed to personnel changes not properly reflected in the agency's human resources information system during the performance evaluation period.

**State of Louisiana**  
**STATE CIVIL SERVICE**  
*PES Annual Report - Fiscal Year 2019-2020*

**Agency: DPS-Liquefied Petrol Gas Comm**

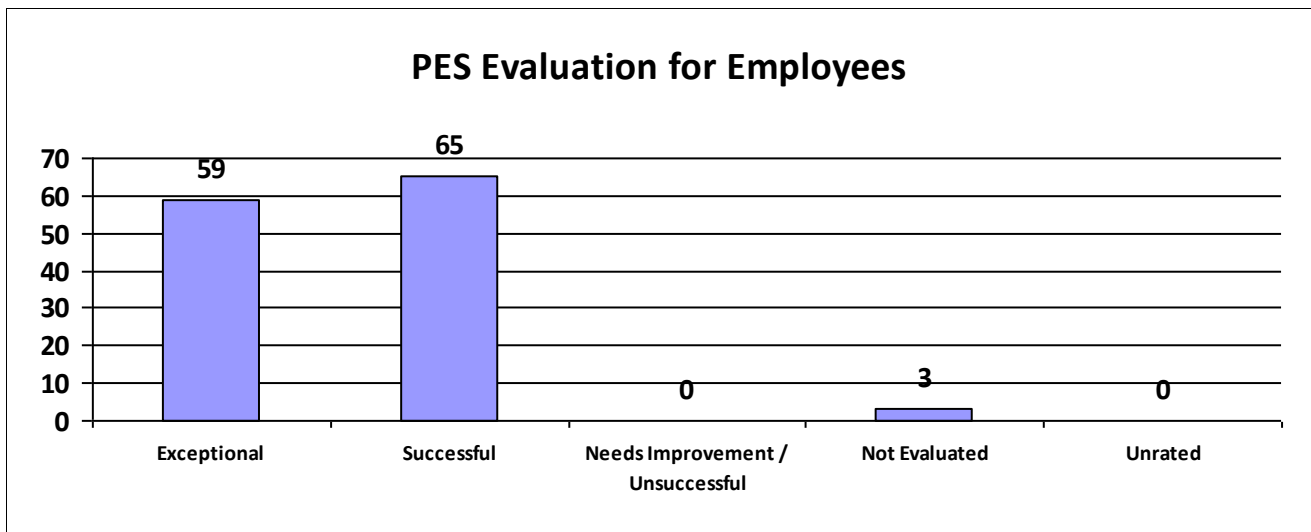
<b>Performance Year 07/01/2019 - 06/30/2020</b>	<b>Total # of Employees</b>	<b>Total %</b>
Number of employees that were rated	10	100%
Number of employees that were unrated	0	0%



Information contained within this report reflects unaudited data provided directly to the Louisiana Department of State Civil Service by each state agency. Inconsistencies found throughout the report may be attributed to personnel changes not properly reflected in the agency's human resources information system during the performance evaluation period.

**Agency: DPS-Off of State Fire Marshall**

<b>Performance Year 07/01/2019 - 06/30/2020</b>	<b>Total # of Employees</b>	<b>Total %</b>
Number of employees that were rated	127	100%
Number of employees that were unrated	0	0%

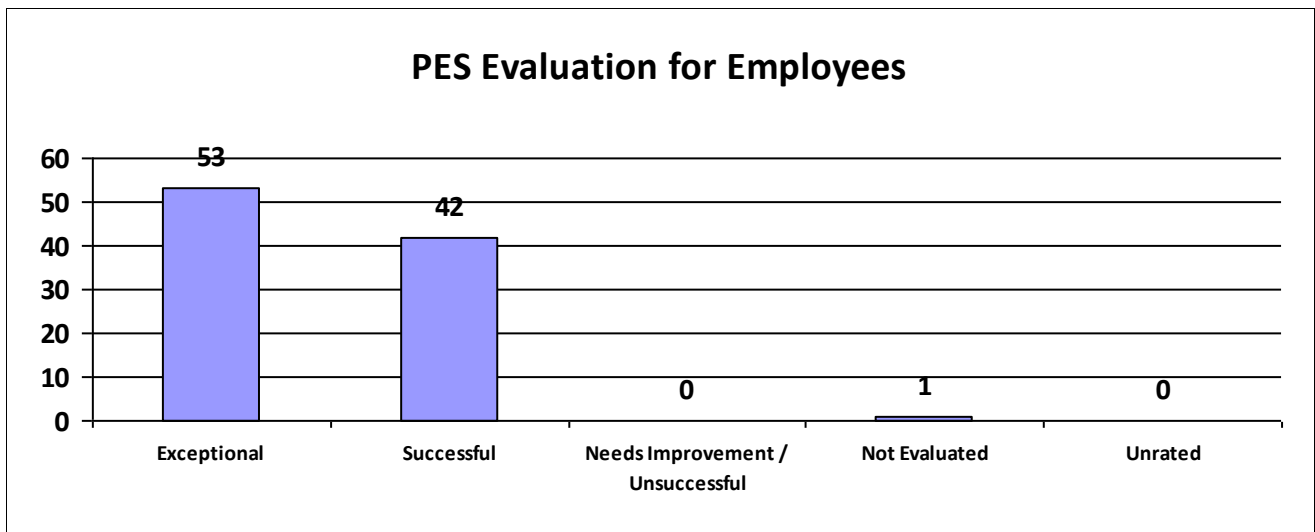


Information contained within this report reflects unaudited data provided directly to the Louisiana Department of State Civil Service by each state agency. Inconsistencies found throughout the report may be attributed to personnel changes not properly reflected in the agency's human resources information system during the performance evaluation period.

**State of Louisiana**  
**STATE CIVIL SERVICE**  
*PES Annual Report - Fiscal Year 2019-2020*

**Agency: DPS-Office of Mgt and Finance**

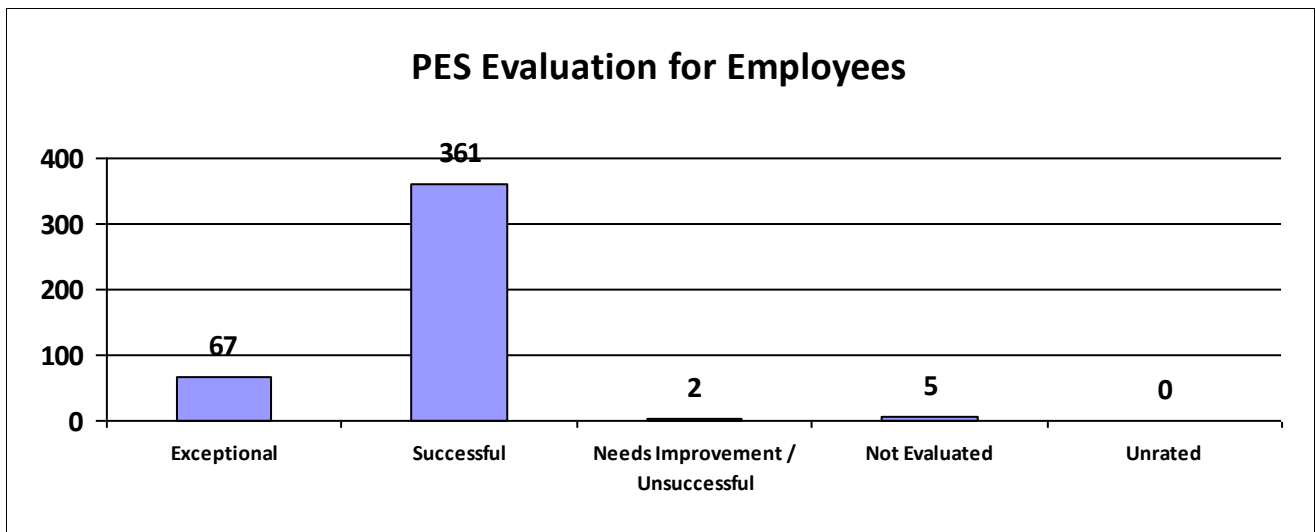
<b>Performance Year 07/01/2019 - 06/30/2020</b>	<b>Total # of Employees</b>	<b>Total %</b>
Number of employees that were rated	96	100%
Number of employees that were unrated	0	0%



Information contained within this report reflects unaudited data provided directly to the Louisiana Department of State Civil Service by each state agency. Inconsistencies found throughout the report may be attributed to personnel changes not properly reflected in the agency's human resources information system during the performance evaluation period.

**Agency: DPS-Office of Motor Vehicles**

<b>Performance Year 07/01/2019 - 06/30/2020</b>	<b>Total # of Employees</b>	<b>Total %</b>
Number of employees that were rated	435	100%
Number of employees that were unrated	0	0%

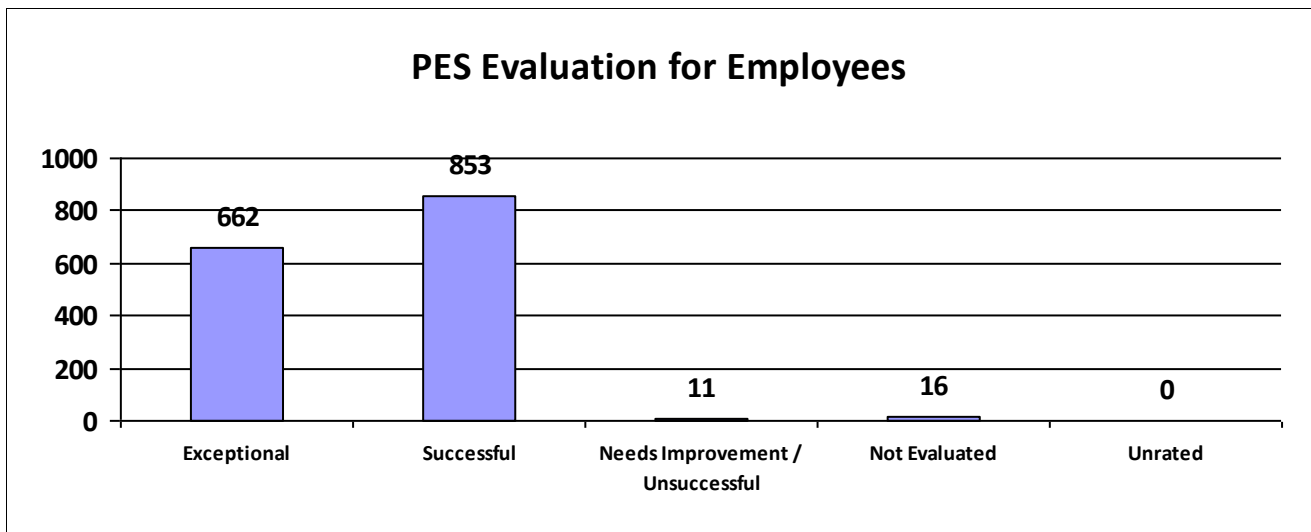


Information contained within this report reflects unaudited data provided directly to the Louisiana Department of State Civil Service by each state agency. Inconsistencies found throughout the report may be attributed to personnel changes not properly reflected in the agency's human resources information system during the performance evaluation period.

**State of Louisiana**  
**STATE CIVIL SERVICE**  
*PES Annual Report - Fiscal Year 2019-2020*

**Agency: DPS-Office of State Police**

Performance Year 07/01/2019 - 06/30/2020	Total # of Employees	Total %
Number of employees that were rated	1,542	100%
Number of employees that were unrated	0	0%



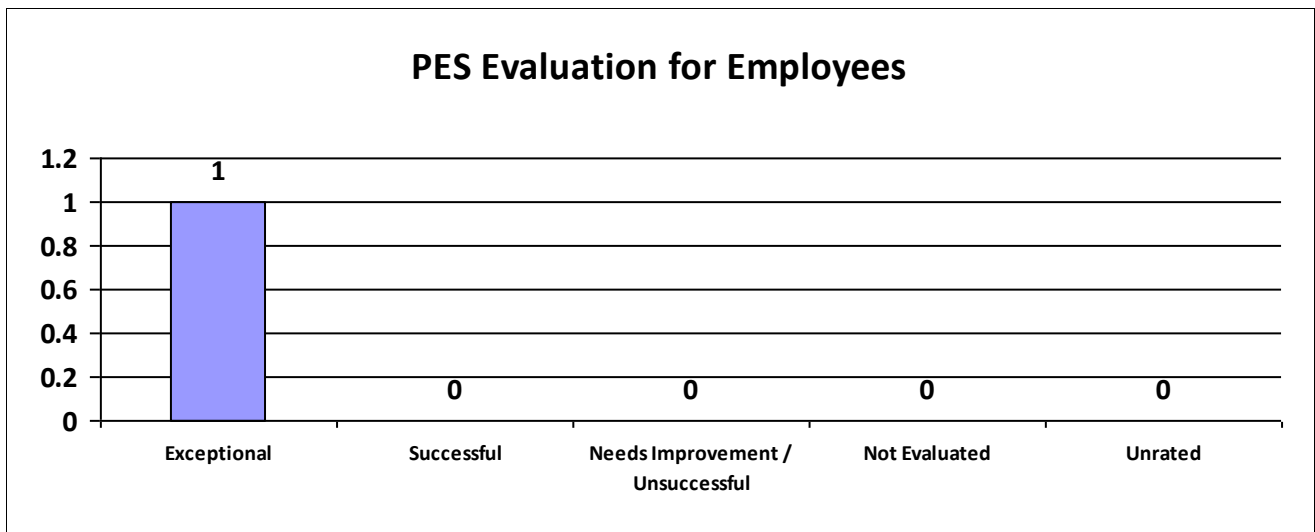
Information contained within this report reflects unaudited data provided directly to the Louisiana Department of State Civil Service by each state agency. Inconsistencies found throughout the report may be attributed to personnel changes not properly reflected in the agency's human resources information system during the performance evaluation period.



State of Louisiana  
STATE CIVIL SERVICE  
PES Annual Report - Fiscal Year 2019-2020

Agency: Private Investigator Examiners

Performance Year 07/01/2019 - 06/30/2020	Total # of Employees	Total %
Number of employees that were rated	1	100%
Number of employees that were unrated	0	0%



Information contained within this report reflects unaudited data provided directly to the Louisiana Department of State Civil Service by each state agency. Inconsistencies found throughout the report may be attributed to personnel changes not properly reflected in the agency's human resources information system during the performance evaluation period.





State of Louisiana

STATE CIVIL SERVICE

*PES Annual Report - Fiscal Year 2019-2020*

**Major Department: DEPARTMENT OF REVENUE**

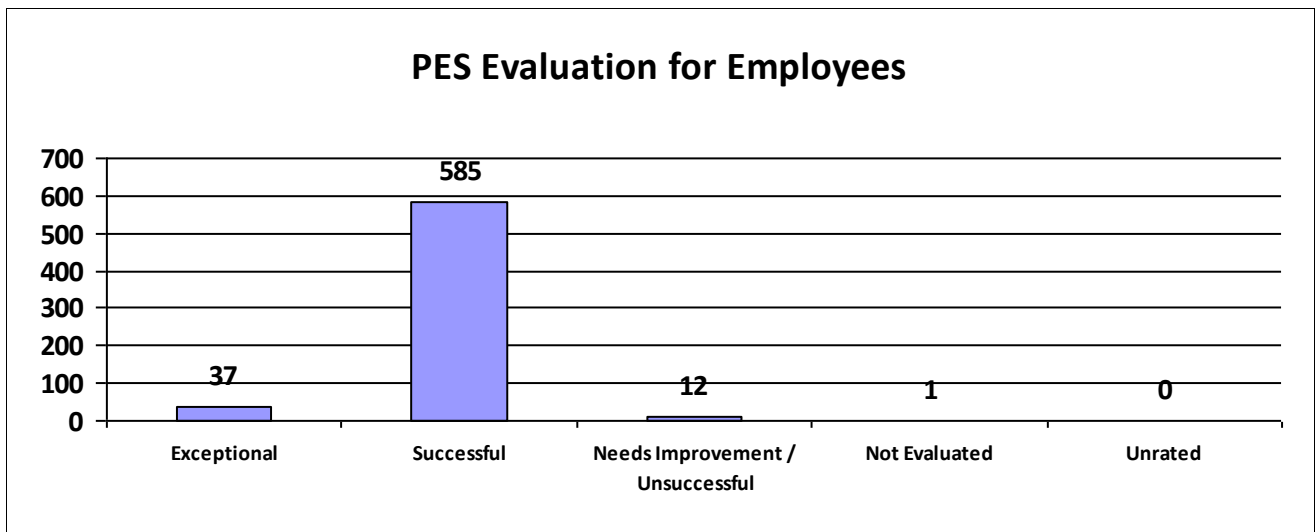
<b>Performance Year 07/01/2019 - 06/30/2020</b>	<b>Total # of Employees</b>	<b>Total %</b>
Number of employees that were rated	635	100%
Number of employees that were unrated	0	0.00%
Number of employees that were rated Exceptional	37	6%
Number of employees that were rated Successful	585	92.13%
Number of employees that were rated Needs Improvement / Unsuccessful	12	2%
Number of employees that were rated Not Evaluated	1	0.16%
Number of employees that were rated Unrated	0	0%

Information contained within this report reflects unaudited data provided directly to the Louisiana Department of State Civil Service by each state agency. Inconsistencies found throughout the report may be attributed to personnel changes not properly reflected in the agency's human resources information system during the performance evaluation period.

**State of Louisiana**  
**STATE CIVIL SERVICE**  
*PES Annual Report - Fiscal Year 2019-2020*

**Agency: DOR-Office of Revenue**

<b>Performance Year 07/01/2019 - 06/30/2020</b>	<b>Total # of Employees</b>	<b>Total %</b>
Number of employees that were rated	635	100%
Number of employees that were unrated	0	0%



Information contained within this report reflects unaudited data provided directly to the Louisiana Department of State Civil Service by each state agency. Inconsistencies found throughout the report may be attributed to personnel changes not properly reflected in the agency's human resources information system during the performance evaluation period.



State of Louisiana

STATE CIVIL SERVICE

*PES Annual Report - Fiscal Year 2019-2020*

**Major Department: DEPARTMENT OF STATE CIVIL SERVICE AGENCIES**

<b>Performance Year 07/01/2019 - 06/30/2020</b>	<b>Total # of Employees</b>	<b>Total %</b>
Number of employees that were rated	143	100%
Number of employees that were unrated	2	1.40%
Number of employees that were rated Exceptional	29	20%
Number of employees that were rated Successful	108	75.52%
Number of employees that were rated Needs Improvement / Unsuccessful	2	1%
Number of employees that were rated Not Evaluated	4	2.80%
Number of employees that were rated Unrated	2	1%

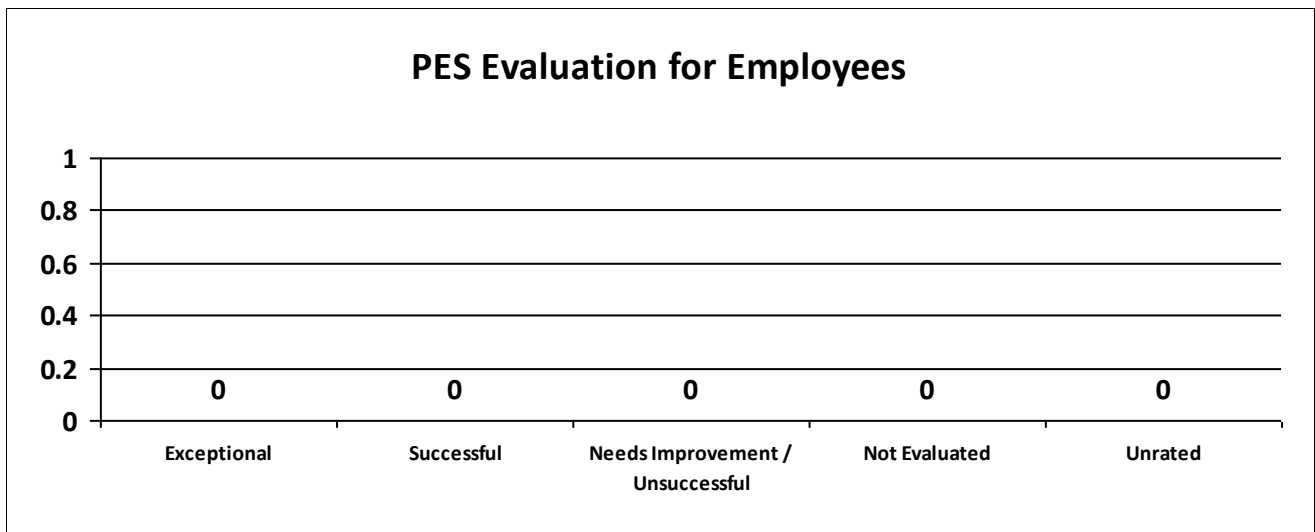
Information contained within this report reflects unaudited data provided directly to the Louisiana Department of State Civil Service by each state agency. Inconsistencies found throughout the report may be attributed to personnel changes not properly reflected in the agency's human resources information system during the performance evaluation period.



State of Louisiana  
STATE CIVIL SERVICE  
PES Annual Report - Fiscal Year 2019-2020

Agency: CS-Board of Tax Appeals

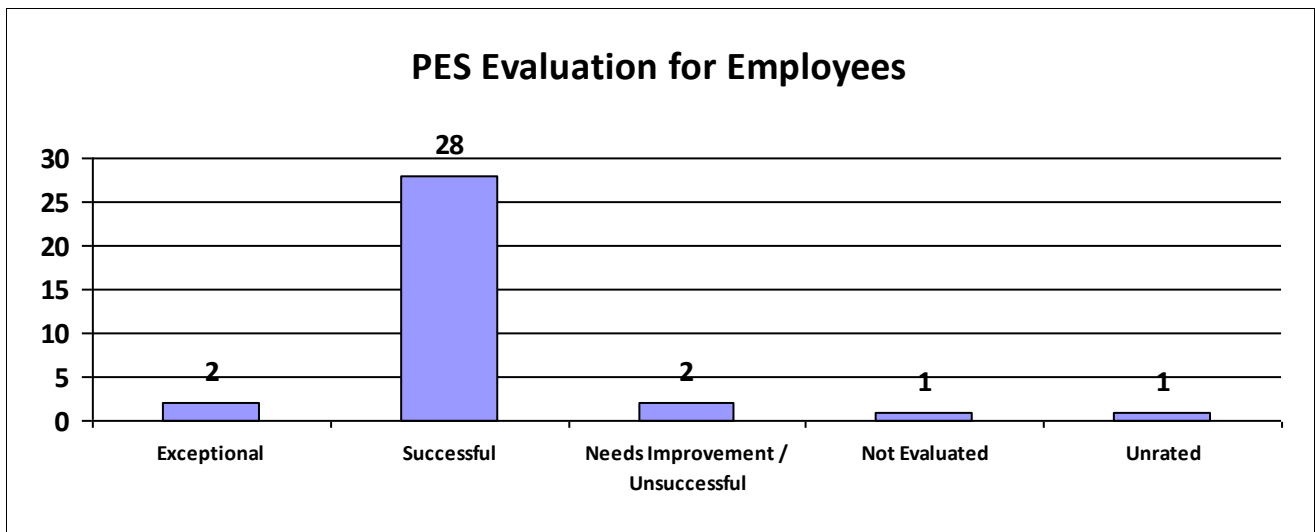
Performance Year 07/01/2019 - 06/30/2020	Total # of Employees	Total %
Number of employees that were rated	0	0%
Number of employees that were unrated	0	0%



Information contained within this report reflects unaudited data provided directly to the Louisiana Department of State Civil Service by each state agency. Inconsistencies found throughout the report may be attributed to personnel changes not properly reflected in the agency's human resources information system during the performance evaluation period.

**Agency: CS-Ethics Administration**

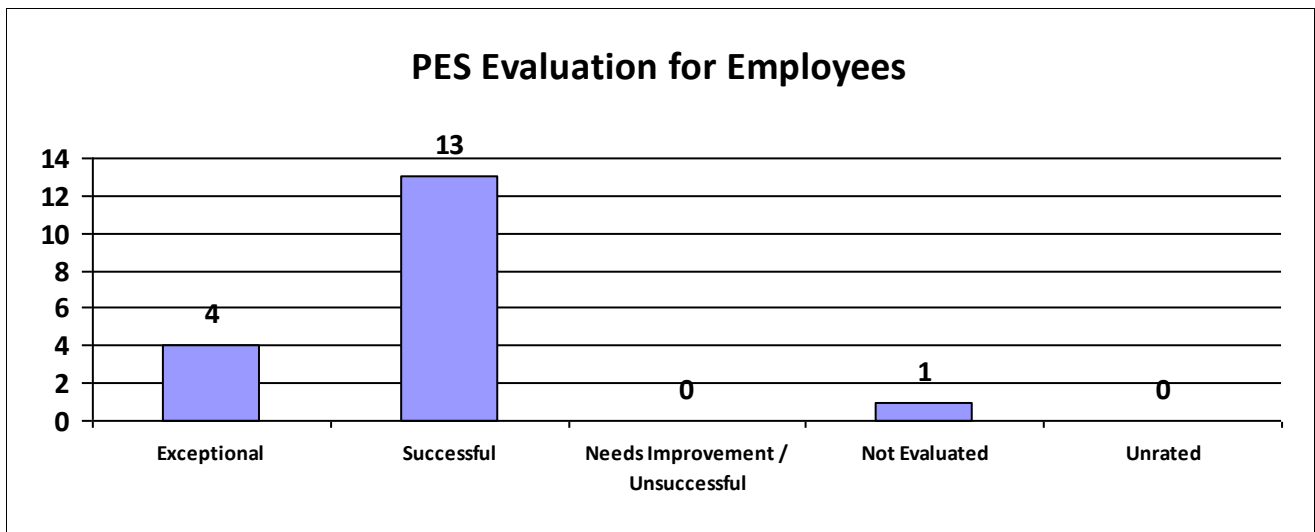
<b>Performance Year 07/01/2019 - 06/30/2020</b>	<b>Total # of Employees</b>	<b>Total %</b>
Number of employees that were rated	33	100%
Number of employees that were unrated	1	3%



Information contained within this report reflects unaudited data provided directly to the Louisiana Department of State Civil Service by each state agency. Inconsistencies found throughout the report may be attributed to personnel changes not properly reflected in the agency's human resources information system during the performance evaluation period.

**Agency: CS-Municipal Fire & Police**

<b>Performance Year 07/01/2019 - 06/30/2020</b>	<b>Total # of Employees</b>	<b>Total %</b>
Number of employees that were rated	18	100%
Number of employees that were unrated	0	0%

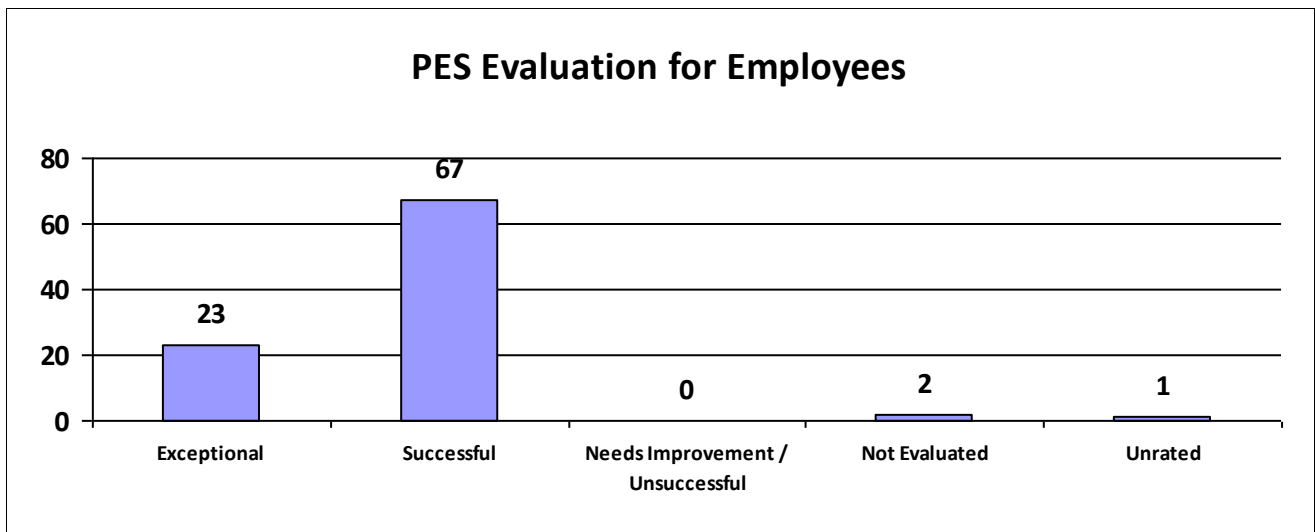


Information contained within this report reflects unaudited data provided directly to the Louisiana Department of State Civil Service by each state agency. Inconsistencies found throughout the report may be attributed to personnel changes not properly reflected in the agency's human resources information system during the performance evaluation period.

**State of Louisiana**  
**STATE CIVIL SERVICE**  
*PES Annual Report - Fiscal Year 2019-2020*

**Agency: CS-State Civil Service**

<b>Performance Year 07/01/2019 - 06/30/2020</b>	<b>Total # of Employees</b>	<b>Total %</b>
Number of employees that were rated	92	100%
Number of employees that were unrated	1	1%



Information contained within this report reflects unaudited data provided directly to the Louisiana Department of State Civil Service by each state agency. Inconsistencies found throughout the report may be attributed to personnel changes not properly reflected in the agency's human resources information system during the performance evaluation period.



State of Louisiana

STATE CIVIL SERVICE

*PES Annual Report - Fiscal Year 2019-2020*

**Major Department: DEPARTMENT OF TREASURY**

<b>Performance Year 07/01/2019 - 06/30/2020</b>	<b>Total # of Employees</b>	<b>Total %</b>
Number of employees that were rated	38	100%
Number of employees that were unrated	0	0.00%
Number of employees that were rated Exceptional	5	13%
Number of employees that were rated Successful	32	84.21%
Number of employees that were rated Needs Improvement / Unsuccessful	0	0%
Number of employees that were rated Not Evaluated	1	2.63%
Number of employees that were rated Unrated	0	0%

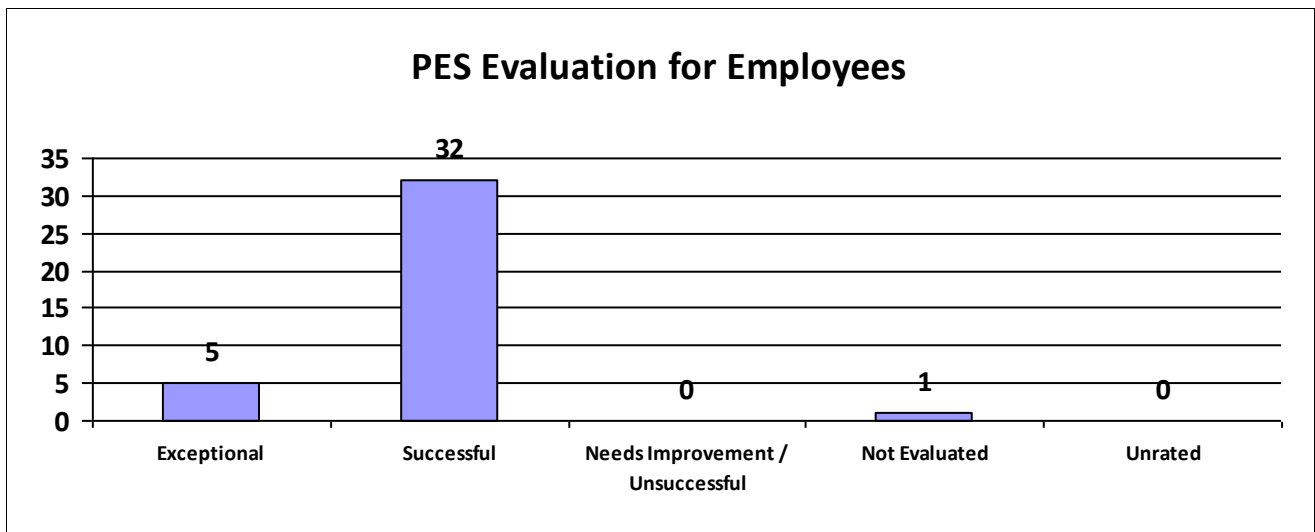
Information contained within this report reflects unaudited data provided directly to the Louisiana Department of State Civil Service by each state agency. Inconsistencies found throughout the report may be attributed to personnel changes not properly reflected in the agency's human resources information system during the performance evaluation period.



**State of Louisiana**  
**STATE CIVIL SERVICE**  
*PES Annual Report - Fiscal Year 2019-2020*

**Agency: STO-State Treasurer**

<b>Performance Year 07/01/2019 - 06/30/2020</b>	<b>Total # of Employees</b>	<b>Total %</b>
Number of employees that were rated	38	100%
Number of employees that were unrated	0	0%



Information contained within this report reflects unaudited data provided directly to the Louisiana Department of State Civil Service by each state agency. Inconsistencies found throughout the report may be attributed to personnel changes not properly reflected in the agency's human resources information system during the performance evaluation period.



State of Louisiana

STATE CIVIL SERVICE

*PES Annual Report - Fiscal Year 2019-2020*

**Major Department: DEPARTMENT OF WILDLIFE AND FISHERIES**

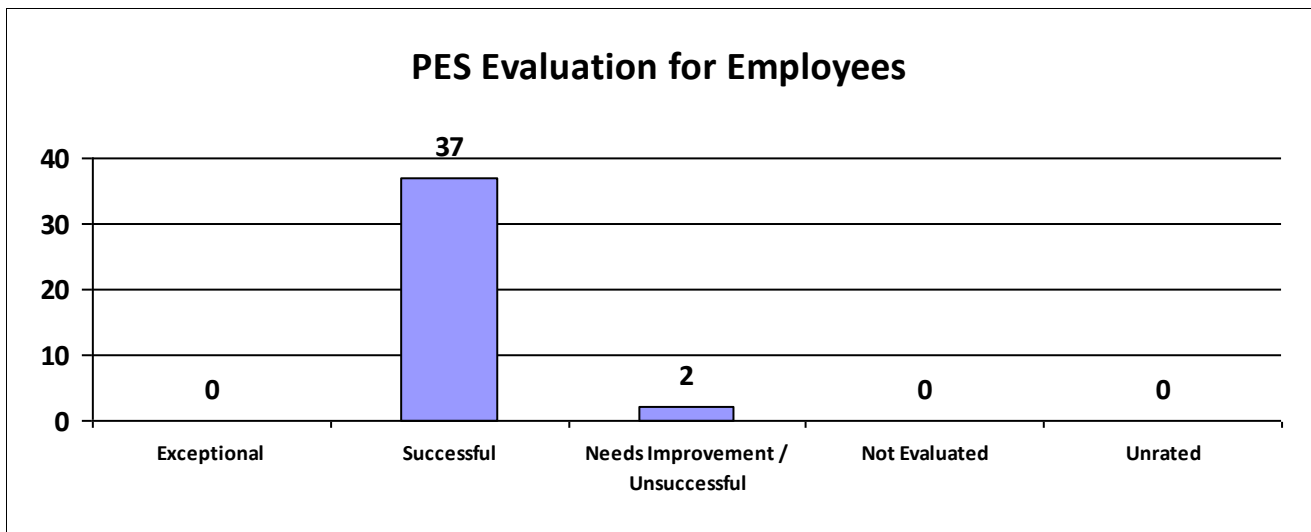
<b>Performance Year 07/01/2019 - 06/30/2020</b>	<b>Total # of Employees</b>	<b>Total %</b>
Number of employees that were rated	719	100%
Number of employees that were unrated	0	0.00%
Number of employees that were rated Exceptional	15	2%
Number of employees that were rated Successful	694	96.52%
Number of employees that were rated Needs Improvement / Unsuccessful	6	1%
Number of employees that were rated Not Evaluated	4	0.56%
Number of employees that were rated Unrated	0	0%

Information contained within this report reflects unaudited data provided directly to the Louisiana Department of State Civil Service by each state agency. Inconsistencies found throughout the report may be attributed to personnel changes not properly reflected in the agency's human resources information system during the performance evaluation period.

**State of Louisiana**  
**STATE CIVIL SERVICE**  
*PES Annual Report - Fiscal Year 2019-2020*

**Agency: WLF-Off of Mgt & Finance**

<b>Performance Year 07/01/2019 - 06/30/2020</b>	<b>Total # of Employees</b>	<b>Total %</b>
Number of employees that were rated	39	100%
Number of employees that were unrated	0	0%



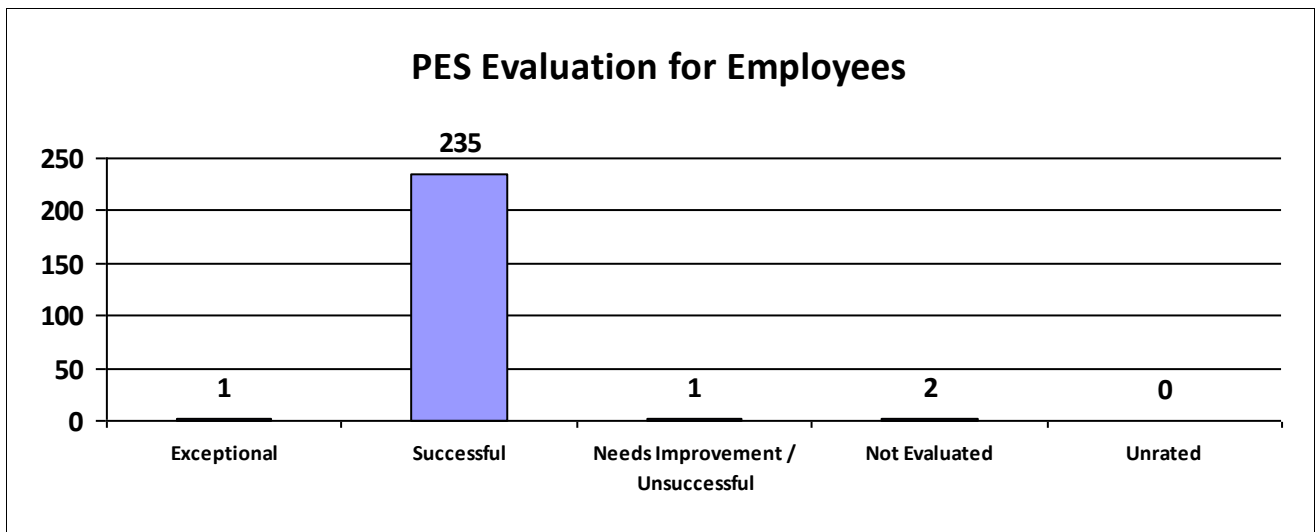
Information contained within this report reflects unaudited data provided directly to the Louisiana Department of State Civil Service by each state agency. Inconsistencies found throughout the report may be attributed to personnel changes not properly reflected in the agency's human resources information system during the performance evaluation period.



State of Louisiana  
STATE CIVIL SERVICE  
PES Annual Report - Fiscal Year 2019-2020

**Agency: WLF-Off of Secretary**

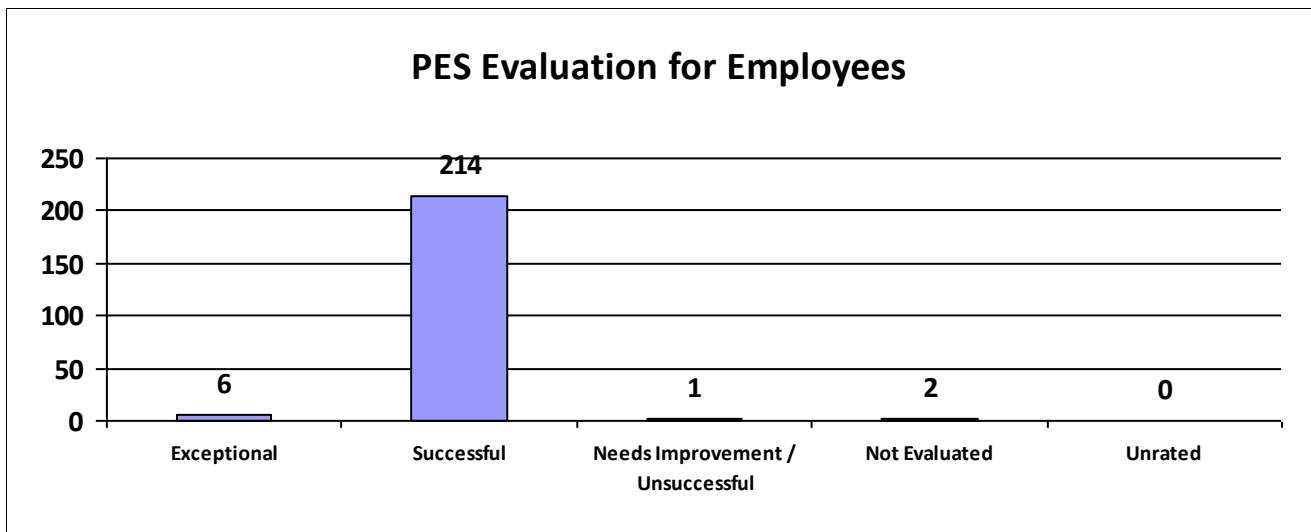
Performance Year 07/01/2019 - 06/30/2020	Total # of Employees	Total %
Number of employees that were rated	239	100%
Number of employees that were unrated	0	0%



Information contained within this report reflects unaudited data provided directly to the Louisiana Department of State Civil Service by each state agency. Inconsistencies found throughout the report may be attributed to personnel changes not properly reflected in the agency's human resources information system during the performance evaluation period.

**Agency: WLF-Office of Wildlife**

<b>Performance Year 07/01/2019 - 06/30/2020</b>	<b>Total # of Employees</b>	<b>Total %</b>
Number of employees that were rated	223	100%
Number of employees that were unrated	0	0%

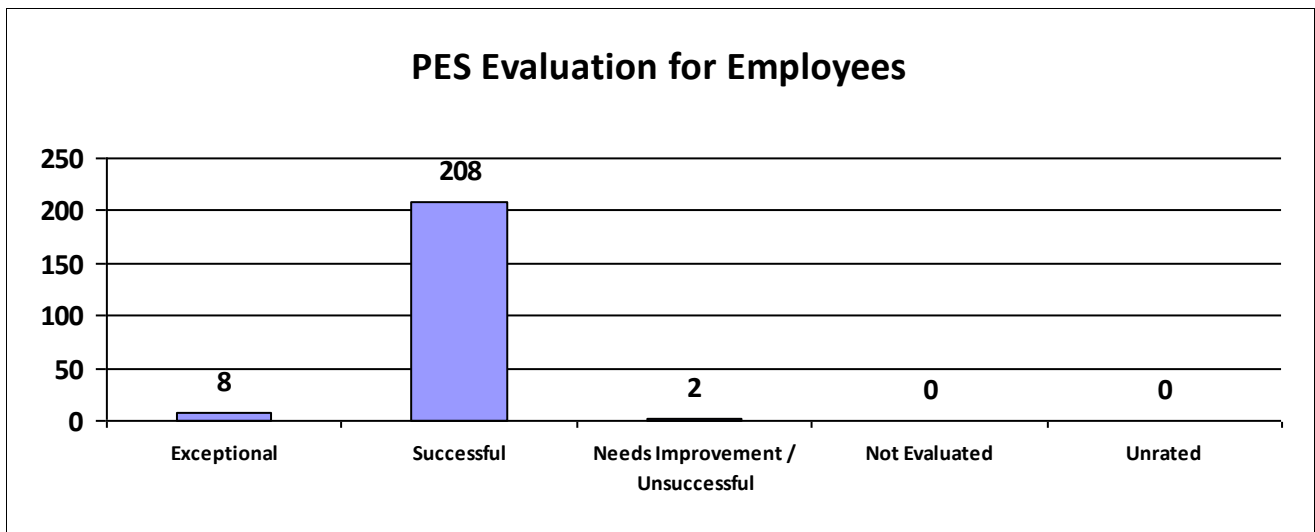


Information contained within this report reflects unaudited data provided directly to the Louisiana Department of State Civil Service by each state agency. Inconsistencies found throughout the report may be attributed to personnel changes not properly reflected in the agency's human resources information system during the performance evaluation period.

**State of Louisiana**  
**STATE CIVIL SERVICE**  
*PES Annual Report - Fiscal Year 2019-2020*

**Agency: WLF-Office of Fisheries**

<b>Performance Year 07/01/2019 - 06/30/2020</b>	<b>Total # of Employees</b>	<b>Total %</b>
Number of employees that were rated	218	100%
Number of employees that were unrated	0	0%



Information contained within this report reflects unaudited data provided directly to the Louisiana Department of State Civil Service by each state agency. Inconsistencies found throughout the report may be attributed to personnel changes not properly reflected in the agency's human resources information system during the performance evaluation period.



State of Louisiana

STATE CIVIL SERVICE

*PES Annual Report - Fiscal Year 2019-2020*

**Major Department: DEPT OF CULTURE, RECREATION AND TOURISM**

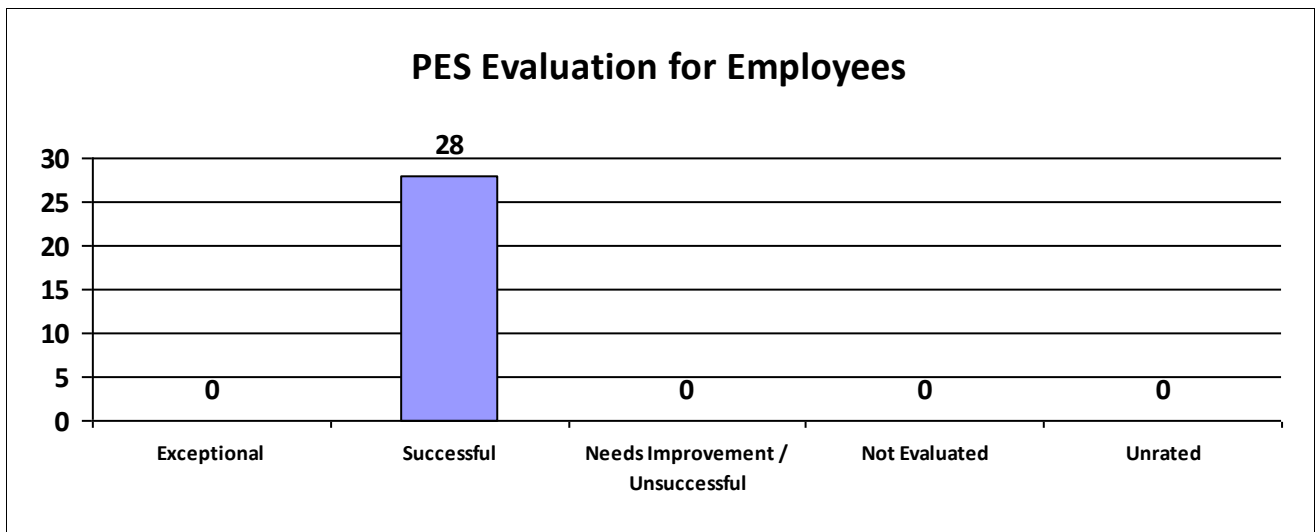
<b>Performance Year 07/01/2019 - 06/30/2020</b>	<b>Total # of Employees</b>	<b>Total %</b>
Number of employees that were rated	490	100%
Number of employees that were unrated	1	0.20%
Number of employees that were rated Exceptional	91	19%
Number of employees that were rated Successful	392	80.00%
Number of employees that were rated Needs Improvement / Unsuccessful	1	0%
Number of employees that were rated Not Evaluated	6	1.22%
Number of employees that were rated Unrated	1	0%

Information contained within this report reflects unaudited data provided directly to the Louisiana Department of State Civil Service by each state agency. Inconsistencies found throughout the report may be attributed to personnel changes not properly reflected in the agency's human resources information system during the performance evaluation period.

**State of Louisiana**  
**STATE CIVIL SERVICE**  
*PES Annual Report - Fiscal Year 2019-2020*

**Agency: CRT-Off of Cultural Dev**

<b>Performance Year 07/01/2019 - 06/30/2020</b>	<b>Total # of Employees</b>	<b>Total %</b>
Number of employees that were rated	28	100%
Number of employees that were unrated	0	0%



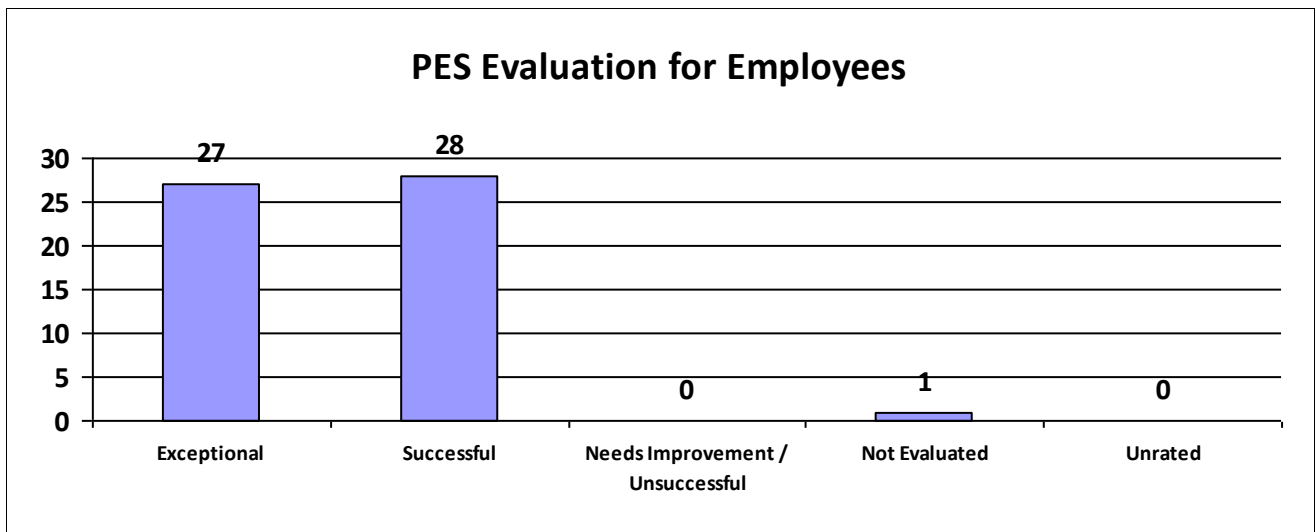
Information contained within this report reflects unaudited data provided directly to the Louisiana Department of State Civil Service by each state agency. Inconsistencies found throughout the report may be attributed to personnel changes not properly reflected in the agency's human resources information system during the performance evaluation period.



**State of Louisiana**  
**STATE CIVIL SERVICE**  
*PES Annual Report - Fiscal Year 2019-2020*

**Agency: CRT-Off of State Museum**

<b>Performance Year 07/01/2019 - 06/30/2020</b>	<b>Total # of Employees</b>	<b>Total %</b>
Number of employees that were rated	56	100%
Number of employees that were unrated	0	0%

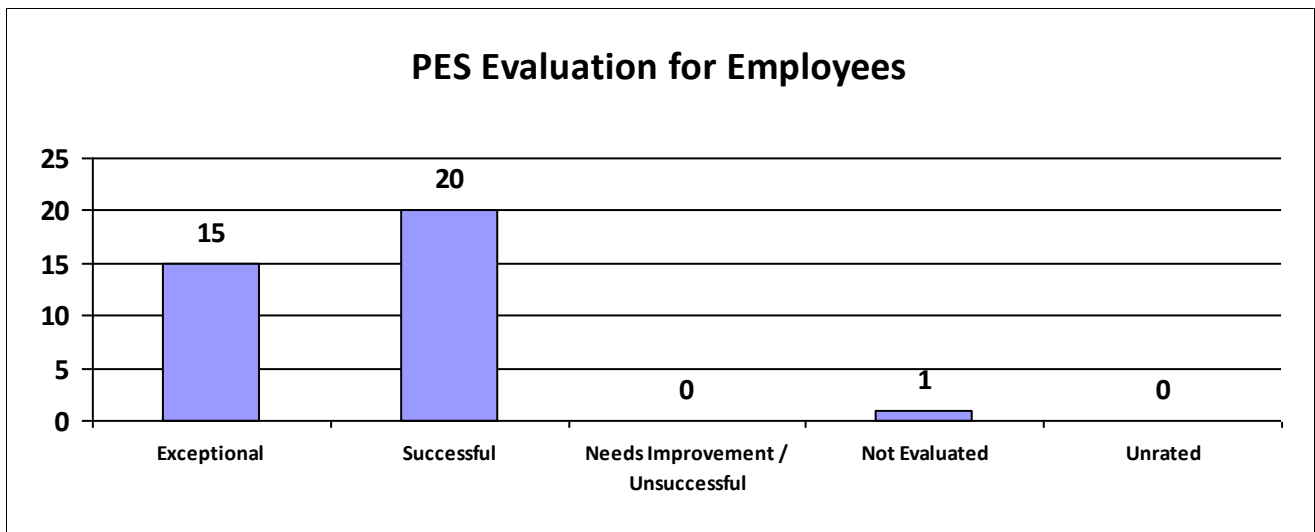


Information contained within this report reflects unaudited data provided directly to the Louisiana Department of State Civil Service by each state agency. Inconsistencies found throughout the report may be attributed to personnel changes not properly reflected in the agency's human resources information system during the performance evaluation period.

**State of Louisiana**  
**STATE CIVIL SERVICE**  
*PES Annual Report - Fiscal Year 2019-2020*

**Agency: CRT-Off of the Secretary**

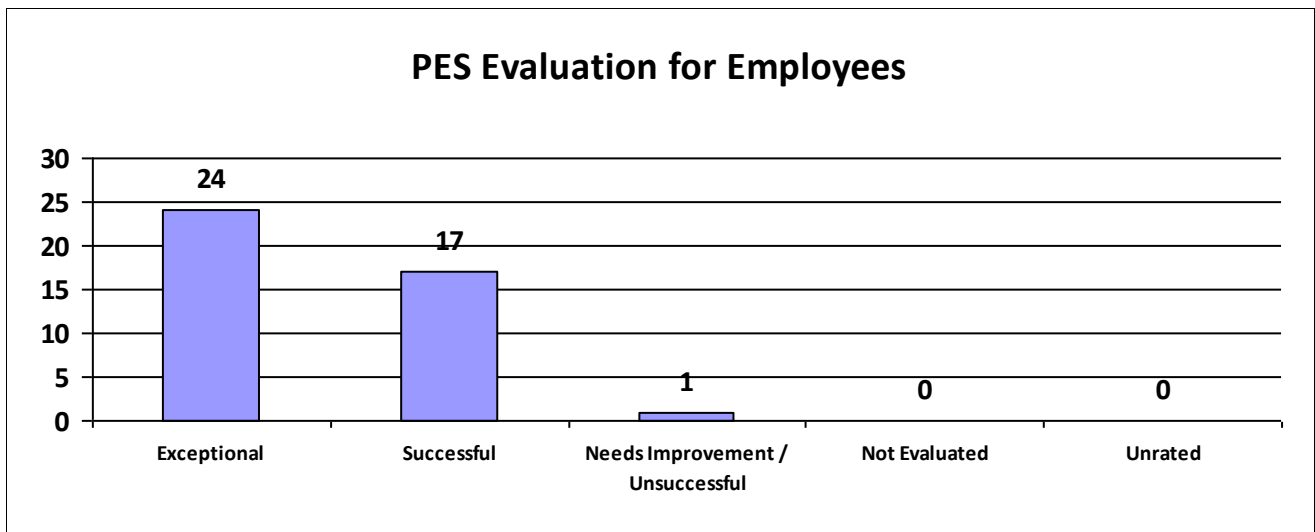
<b>Performance Year 07/01/2019 - 06/30/2020</b>	<b>Total # of Employees</b>	<b>Total %</b>
Number of employees that were rated	36	100%
Number of employees that were unrated	0	0%



Information contained within this report reflects unaudited data provided directly to the Louisiana Department of State Civil Service by each state agency. Inconsistencies found throughout the report may be attributed to personnel changes not properly reflected in the agency's human resources information system during the performance evaluation period.

**Agency: CRT-Off of the State Library**

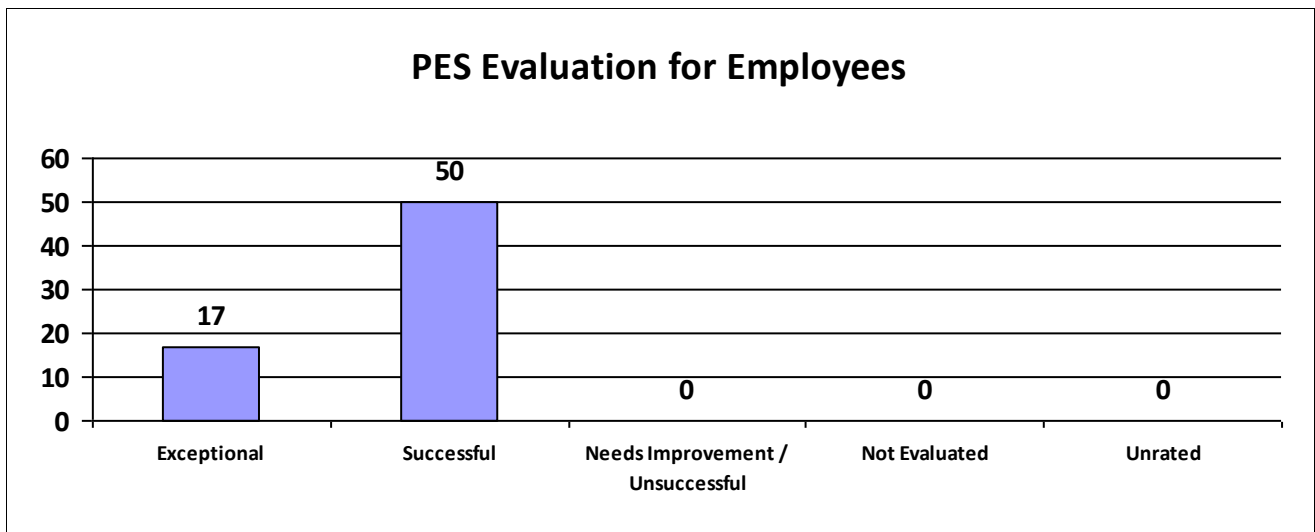
<b>Performance Year 07/01/2019 - 06/30/2020</b>	<b>Total # of Employees</b>	<b>Total %</b>
Number of employees that were rated	42	100%
Number of employees that were unrated	0	0%



**State of Louisiana**  
**STATE CIVIL SERVICE**  
*PES Annual Report - Fiscal Year 2019-2020*

**Agency: CRT-Off of Tourism**

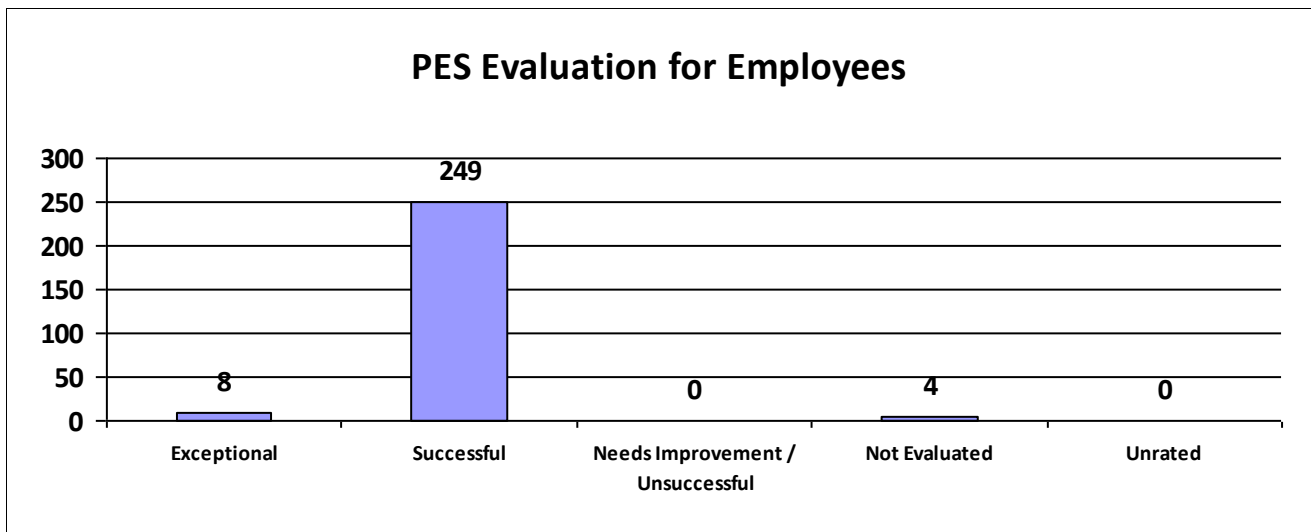
<b>Performance Year 07/01/2019 - 06/30/2020</b>	<b>Total # of Employees</b>	<b>Total %</b>
Number of employees that were rated	67	100%
Number of employees that were unrated	0	0%



Information contained within this report reflects unaudited data provided directly to the Louisiana Department of State Civil Service by each state agency. Inconsistencies found throughout the report may be attributed to personnel changes not properly reflected in the agency's human resources information system during the performance evaluation period.

**Agency: CRT-Office of State Parks**

<b>Performance Year 07/01/2019 - 06/30/2020</b>	<b>Total # of Employees</b>	<b>Total %</b>
Number of employees that were rated	261	100%
Number of employees that were unrated	0	0%



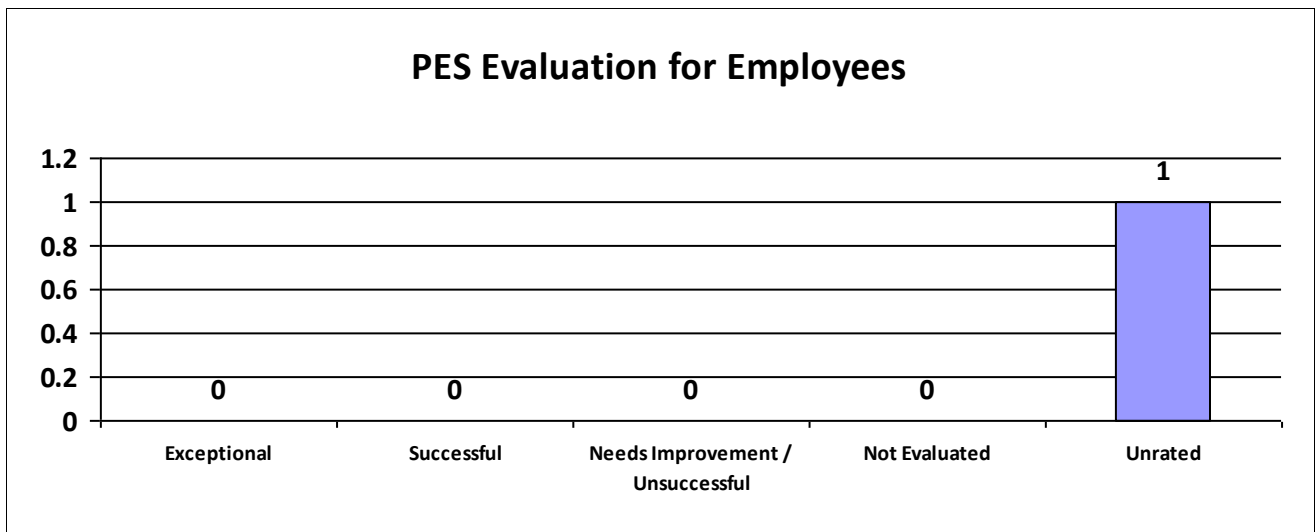
Information contained within this report reflects unaudited data provided directly to the Louisiana Department of State Civil Service by each state agency. Inconsistencies found throughout the report may be attributed to personnel changes not properly reflected in the agency's human resources information system during the performance evaluation period.



State of Louisiana  
STATE CIVIL SERVICE  
PES Annual Report - Fiscal Year 2019-2020

Agency: New Orleans City Park

Performance Year 07/01/2019 - 06/30/2020	Total # of Employees	Total %
Number of employees that were rated	0	0%
Number of employees that were unrated	1	0%



Information contained within this report reflects unaudited data provided directly to the Louisiana Department of State Civil Service by each state agency. Inconsistencies found throughout the report may be attributed to personnel changes not properly reflected in the agency's human resources information system during the performance evaluation period.



State of Louisiana

STATE CIVIL SERVICE

*PES Annual Report - Fiscal Year 2019-2020*

**Major Department: DEPT OF TRANSPORTATION AND DEVELOPMENT**

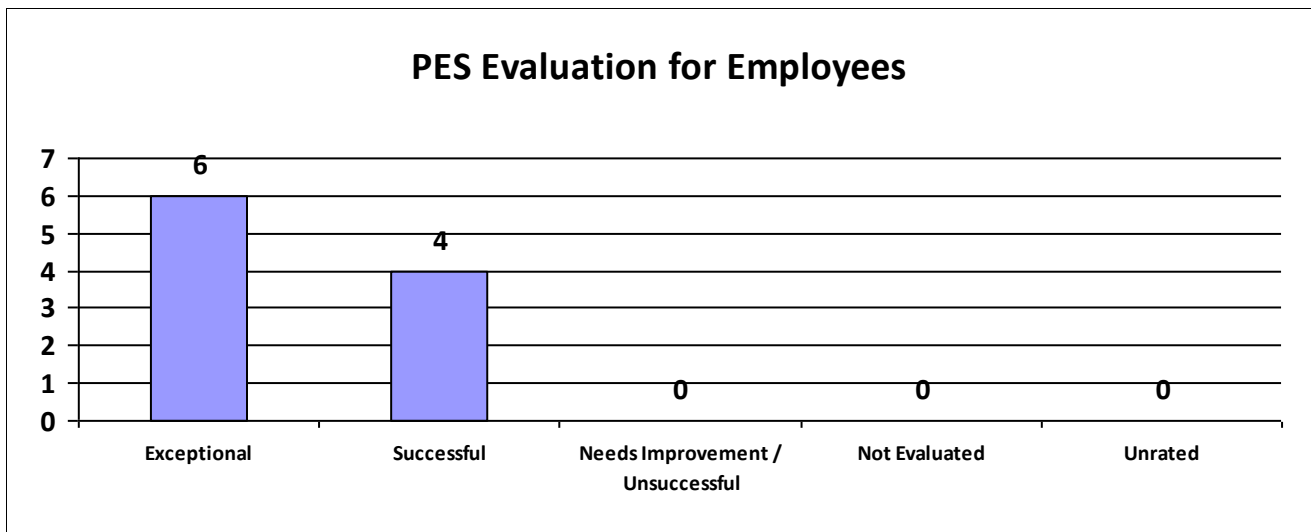
<b>Performance Year 07/01/2019 - 06/30/2020</b>	<b>Total # of Employees</b>	<b>Total %</b>
Number of employees that were rated	4,004	100%
Number of employees that were unrated	18	0.45%
Number of employees that were rated Exceptional	512	13%
Number of employees that were rated Successful	3,425	85.54%
Number of employees that were rated Needs Improvement / Unsuccessful	18	0%
Number of employees that were rated Not Evaluated	49	1.22%
Number of employees that were rated Unrated	18	0%

Information contained within this report reflects unaudited data provided directly to the Louisiana Department of State Civil Service by each state agency. Inconsistencies found throughout the report may be attributed to personnel changes not properly reflected in the agency's human resources information system during the performance evaluation period.

**State of Louisiana**  
**STATE CIVIL SERVICE**  
*PES Annual Report - Fiscal Year 2019-2020*

**Agency: Bd of Reg Prof Eng & Land Surv**

<b>Performance Year 07/01/2019 - 06/30/2020</b>	<b>Total # of Employees</b>	<b>Total %</b>
Number of employees that were rated	10	100%
Number of employees that were unrated	0	0%



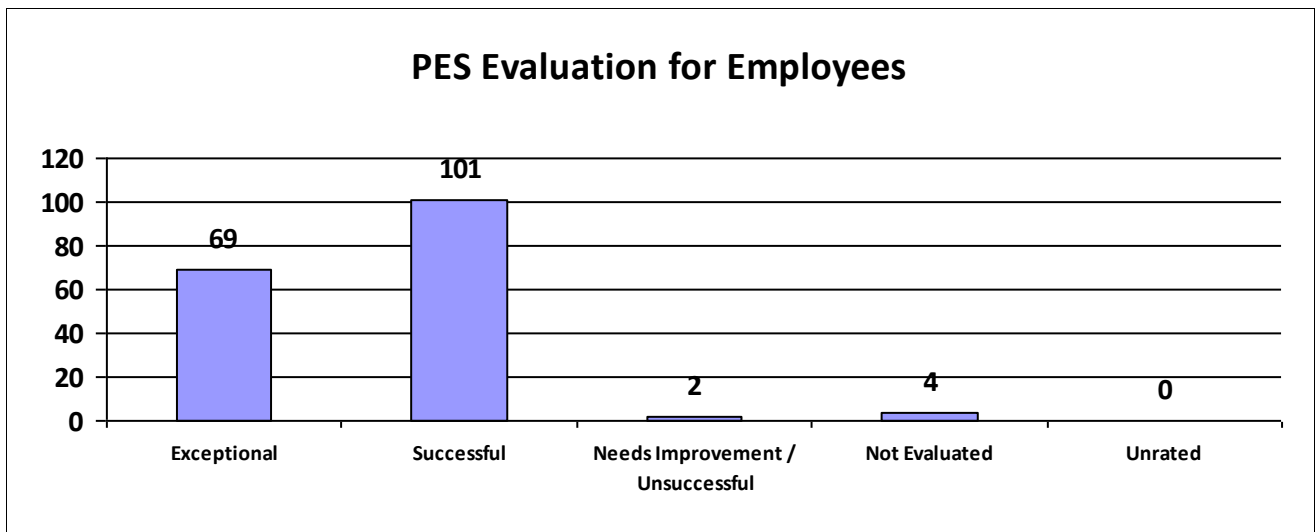
Information contained within this report reflects unaudited data provided directly to the Louisiana Department of State Civil Service by each state agency. Inconsistencies found throughout the report may be attributed to personnel changes not properly reflected in the agency's human resources information system during the performance evaluation period.



**State of Louisiana**  
**STATE CIVIL SERVICE**  
*PES Annual Report - Fiscal Year 2019-2020*

**Agency: DOTD-Administration**

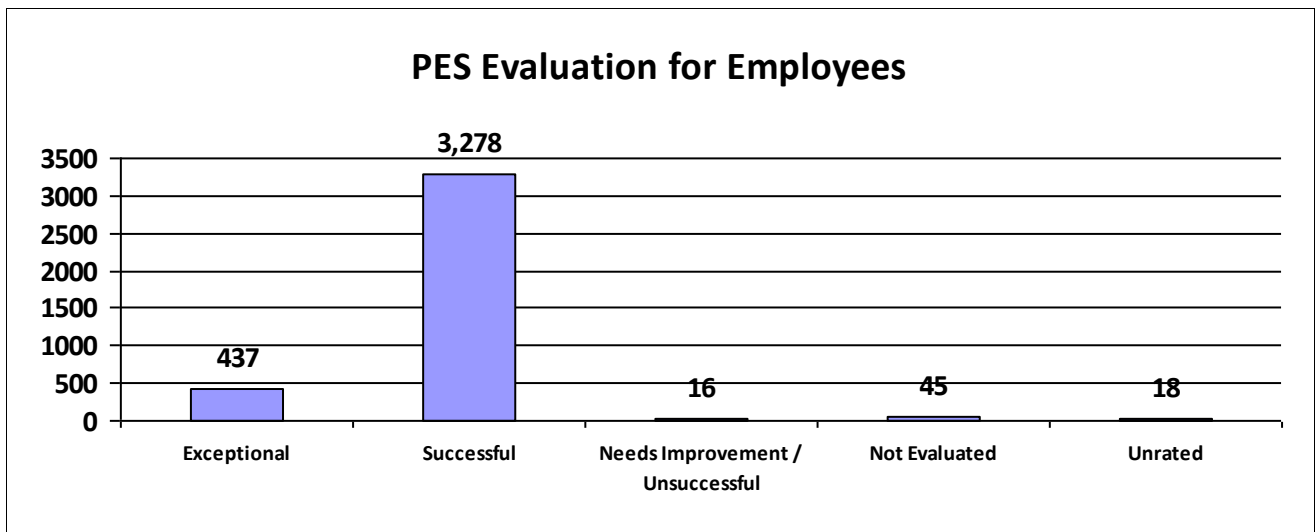
<b>Performance Year 07/01/2019 - 06/30/2020</b>	<b>Total # of Employees</b>	<b>Total %</b>
Number of employees that were rated	176	100%
Number of employees that were unrated	0	0%



Information contained within this report reflects unaudited data provided directly to the Louisiana Department of State Civil Service by each state agency. Inconsistencies found throughout the report may be attributed to personnel changes not properly reflected in the agency's human resources information system during the performance evaluation period.

**Agency: DOTD-Engineering & Operations**

Performance Year 07/01/2019 - 06/30/2020	Total # of Employees	Total %
Number of employees that were rated	3,776	100%
Number of employees that were unrated	18	0%

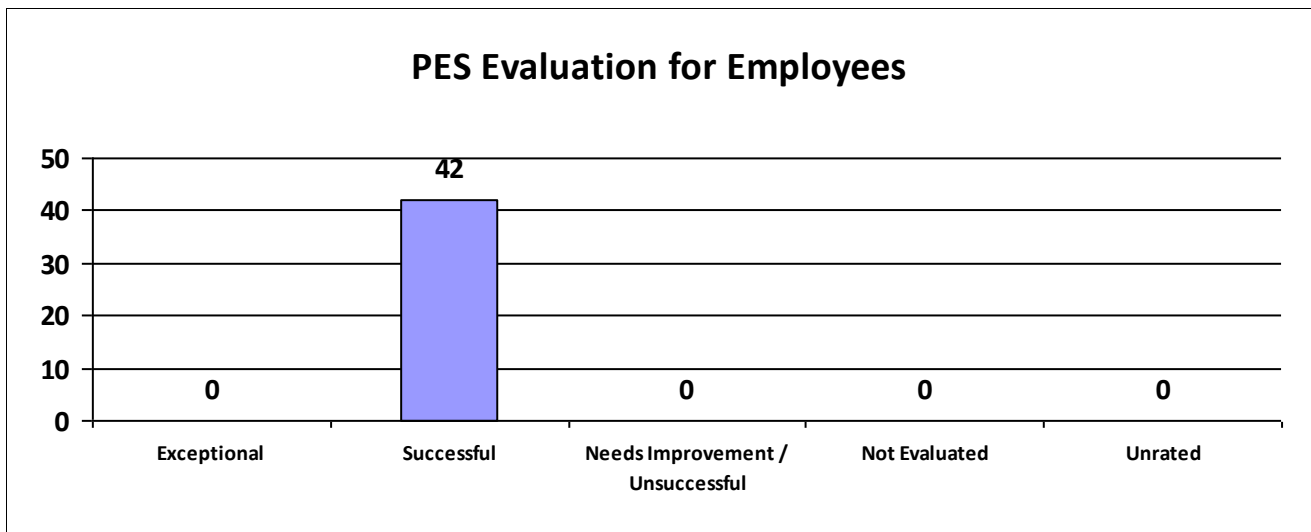


Information contained within this report reflects unaudited data provided directly to the Louisiana Department of State Civil Service by each state agency. Inconsistencies found throughout the report may be attributed to personnel changes not properly reflected in the agency's human resources information system during the performance evaluation period.

**State of Louisiana**  
**STATE CIVIL SERVICE**  
*PES Annual Report - Fiscal Year 2019-2020*

**Agency: DOTD-Sabine River Authority**

<b>Performance Year 07/01/2019 - 06/30/2020</b>	<b>Total # of Employees</b>	<b>Total %</b>
Number of employees that were rated	42	100%
Number of employees that were unrated	0	0%



Information contained within this report reflects unaudited data provided directly to the Louisiana Department of State Civil Service by each state agency. Inconsistencies found throughout the report may be attributed to personnel changes not properly reflected in the agency's human resources information system during the performance evaluation period.



State of Louisiana

STATE CIVIL SERVICE

*PES Annual Report - Fiscal Year 2019-2020*

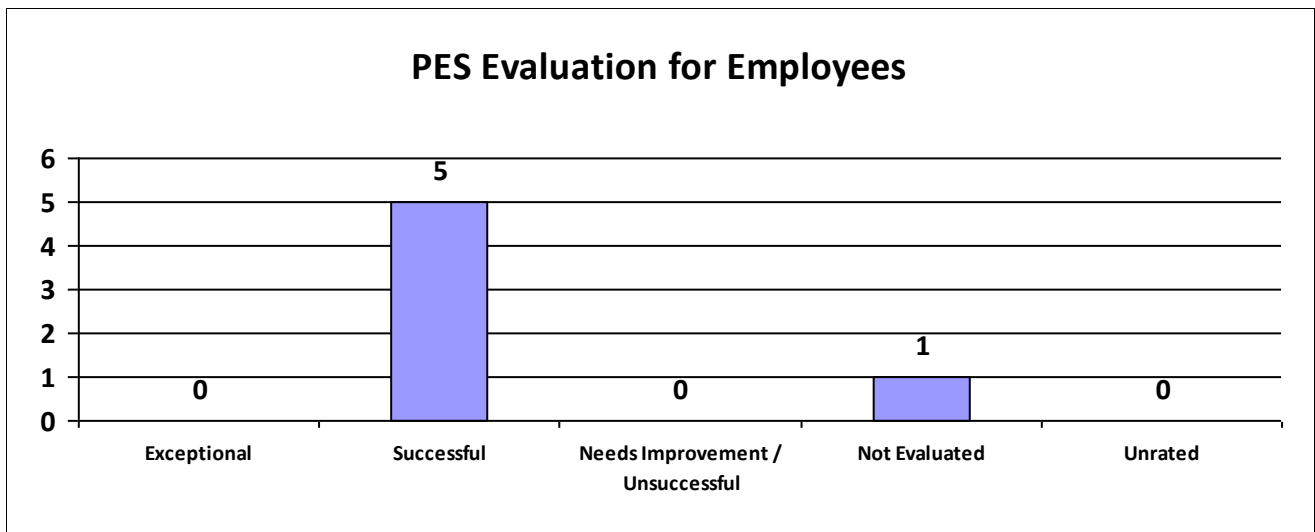
**Major Department: DIVISION OF ADMINISTRATION**

<b>Performance Year 07/01/2019 - 06/30/2020</b>	<b>Total # of Employees</b>	<b>Total %</b>
Number of employees that were rated	146	100%
Number of employees that were unrated	0	0.00%
Number of employees that were rated Exceptional	2	1%
Number of employees that were rated Successful	141	96.58%
Number of employees that were rated Needs Improvement / Unsuccessful	0	0%
Number of employees that were rated Not Evaluated	3	2.05%
Number of employees that were rated Unrated	0	0%

Information contained within this report reflects unaudited data provided directly to the Louisiana Department of State Civil Service by each state agency. Inconsistencies found throughout the report may be attributed to personnel changes not properly reflected in the agency's human resources information system during the performance evaluation period.

**Agency: DOA-Fed Property Assistance**

<b>Performance Year 07/01/2019 - 06/30/2020</b>	<b>Total # of Employees</b>	<b>Total %</b>
Number of employees that were rated	6	100%
Number of employees that were unrated	0	0%

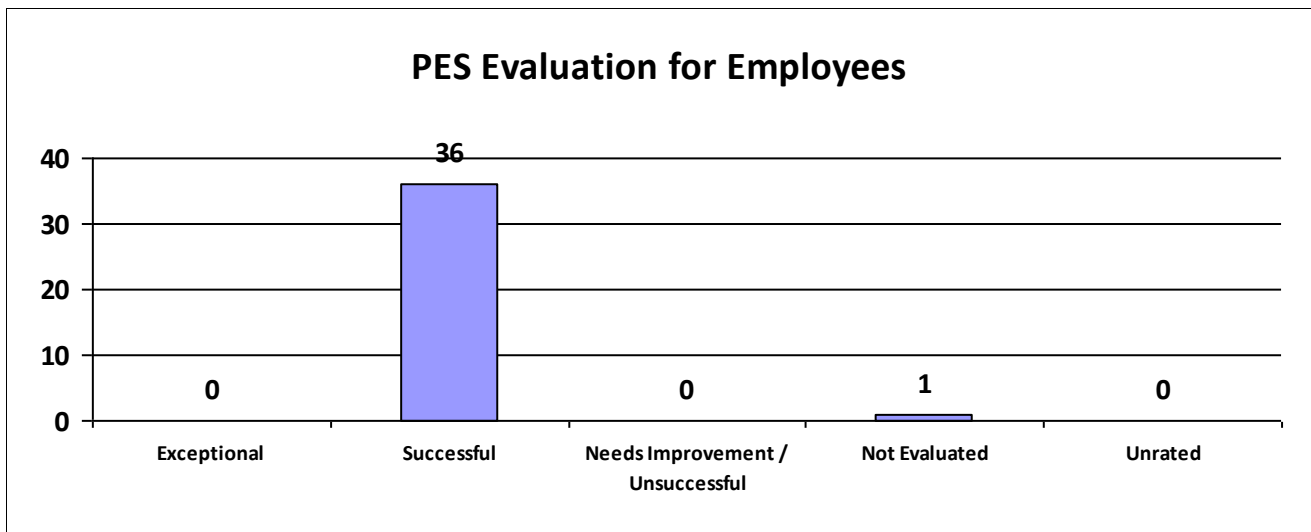




State of Louisiana  
STATE CIVIL SERVICE  
PES Annual Report - Fiscal Year 2019-2020

**Agency: DOA-La Property Assist Agency**

Performance Year 07/01/2019 - 06/30/2020	Total # of Employees	Total %
Number of employees that were rated	37	100%
Number of employees that were unrated	0	0%

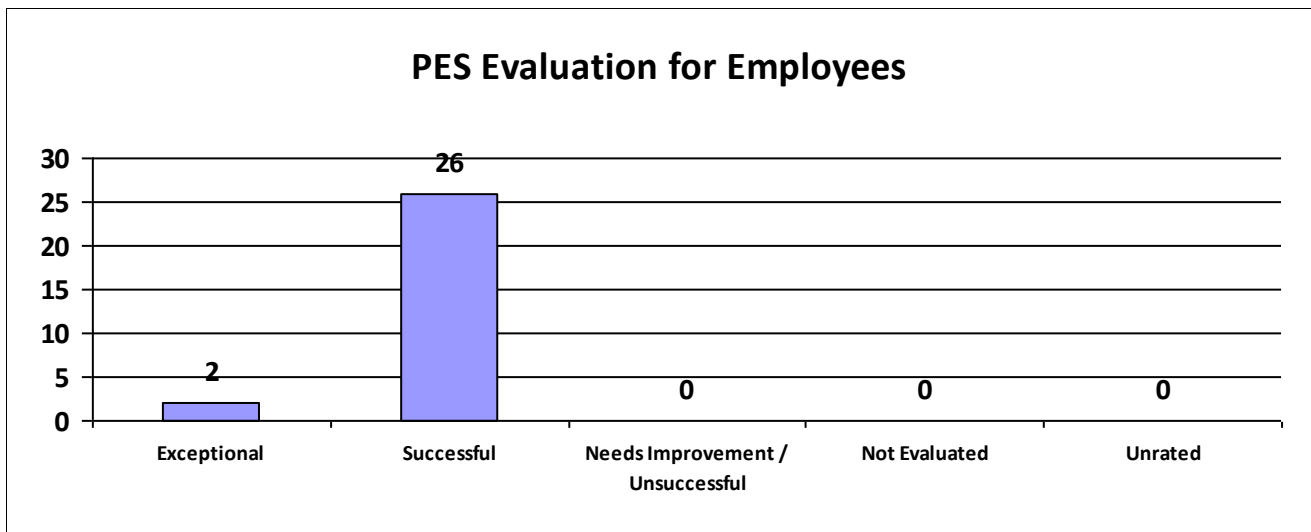


Information contained within this report reflects unaudited data provided directly to the Louisiana Department of State Civil Service by each state agency. Inconsistencies found throughout the report may be attributed to personnel changes not properly reflected in the agency's human resources information system during the performance evaluation period.

**State of Louisiana**  
**STATE CIVIL SERVICE**  
*PES Annual Report - Fiscal Year 2019-2020*

**Agency: DOA-Louisiana Tax Commission**

<b>Performance Year 07/01/2019 - 06/30/2020</b>	<b>Total # of Employees</b>	<b>Total %</b>
Number of employees that were rated	28	100%
Number of employees that were unrated	0	0%

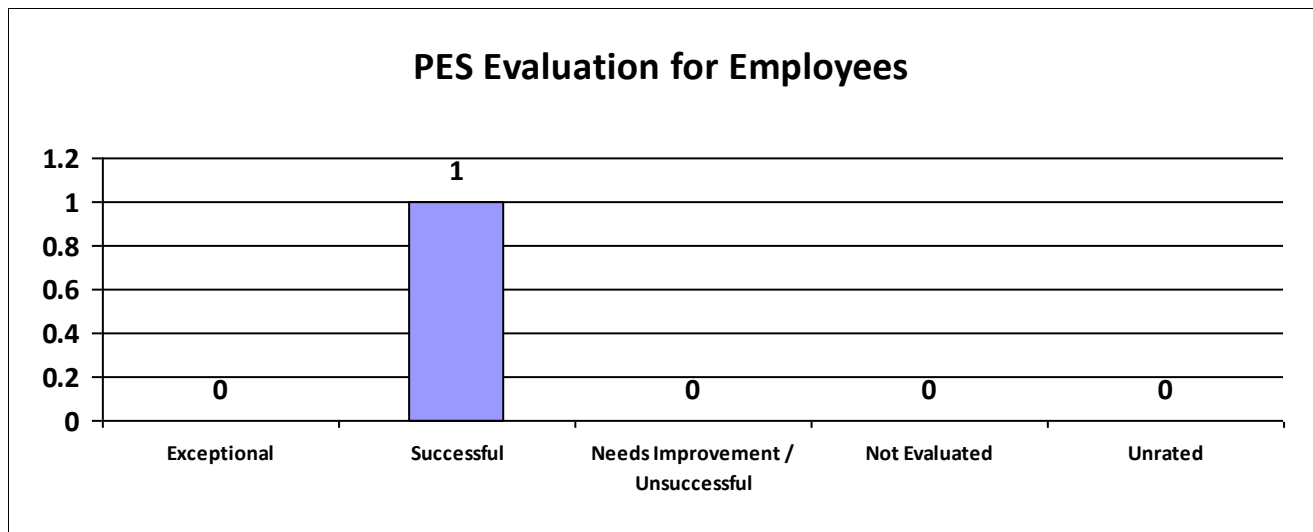


Information contained within this report reflects unaudited data provided directly to the Louisiana Department of State Civil Service by each state agency. Inconsistencies found throughout the report may be attributed to personnel changes not properly reflected in the agency's human resources information system during the performance evaluation period.

**State of Louisiana**  
**STATE CIVIL SERVICE**  
*PES Annual Report - Fiscal Year 2019-2020*

**Agency: DOA-Off of Aircraft Services**

<b>Performance Year 07/01/2019 - 06/30/2020</b>	<b>Total # of Employees</b>	<b>Total %</b>
Number of employees that were rated	1	100%
Number of employees that were unrated	0	0%

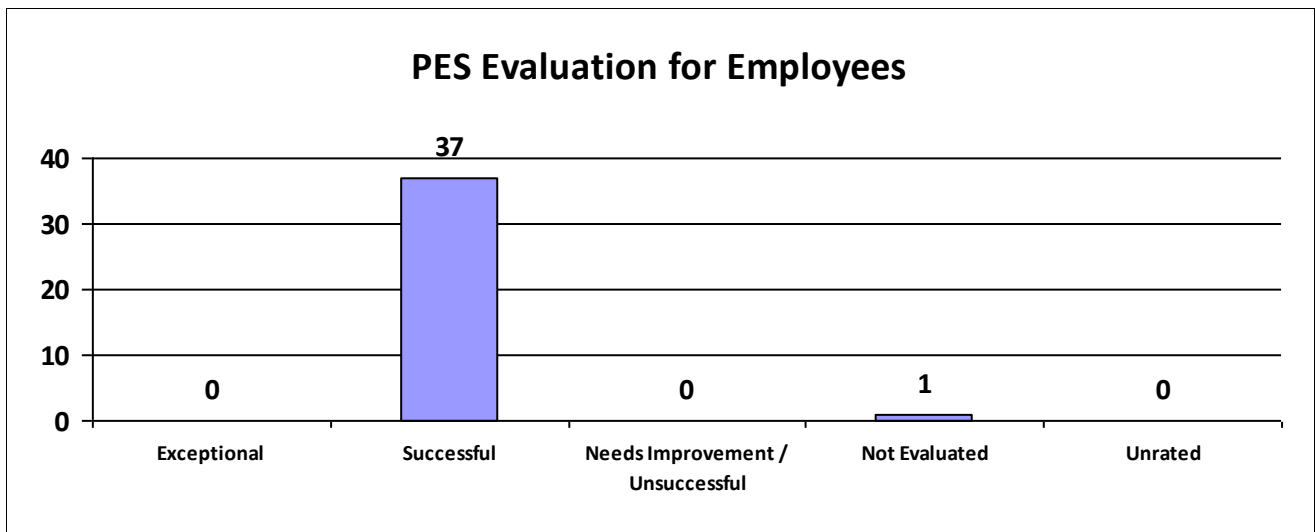


Information contained within this report reflects unaudited data provided directly to the Louisiana Department of State Civil Service by each state agency. Inconsistencies found throughout the report may be attributed to personnel changes not properly reflected in the agency's human resources information system during the performance evaluation period.



**Agency: DOA-Office of Group Benefits**

<b>Performance Year 07/01/2019 - 06/30/2020</b>	<b>Total # of Employees</b>	<b>Total %</b>
Number of employees that were rated	38	100%
Number of employees that were unrated	0	0%



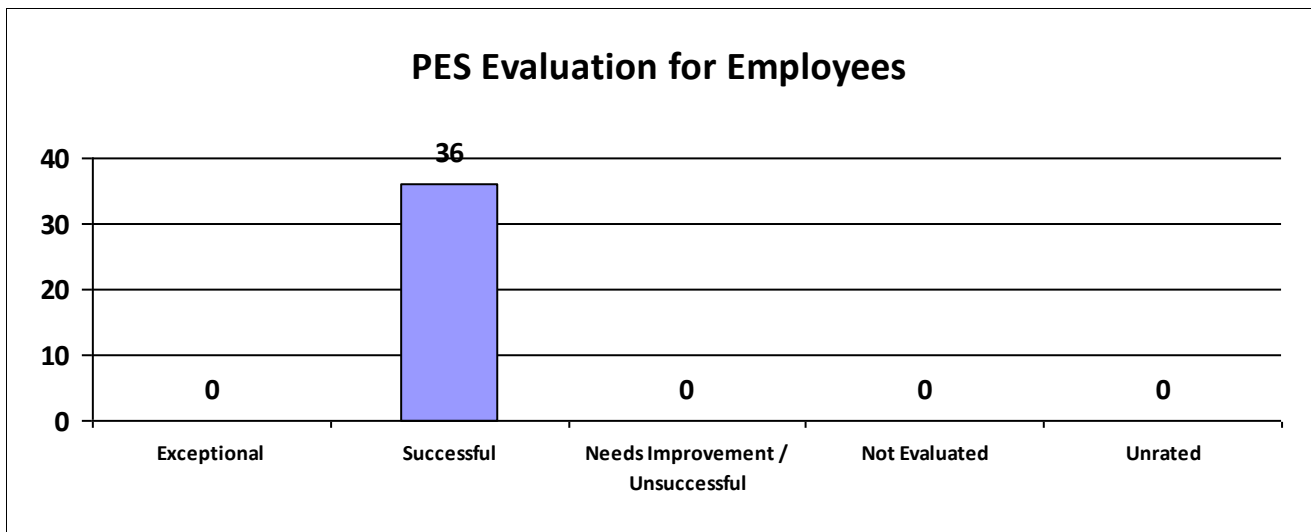
Information contained within this report reflects unaudited data provided directly to the Louisiana Department of State Civil Service by each state agency. Inconsistencies found throughout the report may be attributed to personnel changes not properly reflected in the agency's human resources information system during the performance evaluation period.



State of Louisiana  
STATE CIVIL SERVICE  
PES Annual Report - Fiscal Year 2019-2020

Agency: DOA-Office of Risk Management

Performance Year 07/01/2019 - 06/30/2020	Total # of Employees	Total %
Number of employees that were rated	36	100%
Number of employees that were unrated	0	0%



Information contained within this report reflects unaudited data provided directly to the Louisiana Department of State Civil Service by each state agency. Inconsistencies found throughout the report may be attributed to personnel changes not properly reflected in the agency's human resources information system during the performance evaluation period.



State of Louisiana

STATE CIVIL SERVICE

*PES Annual Report - Fiscal Year 2019-2020*

**Major Department: EDUCATION - OTHER**

<b>Performance Year 07/01/2019 - 06/30/2020</b>	<b>Total # of Employees</b>	<b>Total %</b>
Number of employees that were rated	54	100%
Number of employees that were unrated	0	0.00%
Number of employees that were rated Exceptional	8	15%
Number of employees that were rated Successful	24	44.44%
Number of employees that were rated Needs Improvement / Unsuccessful	0	0%
Number of employees that were rated Not Evaluated	22	40.74%
Number of employees that were rated Unrated	0	0%

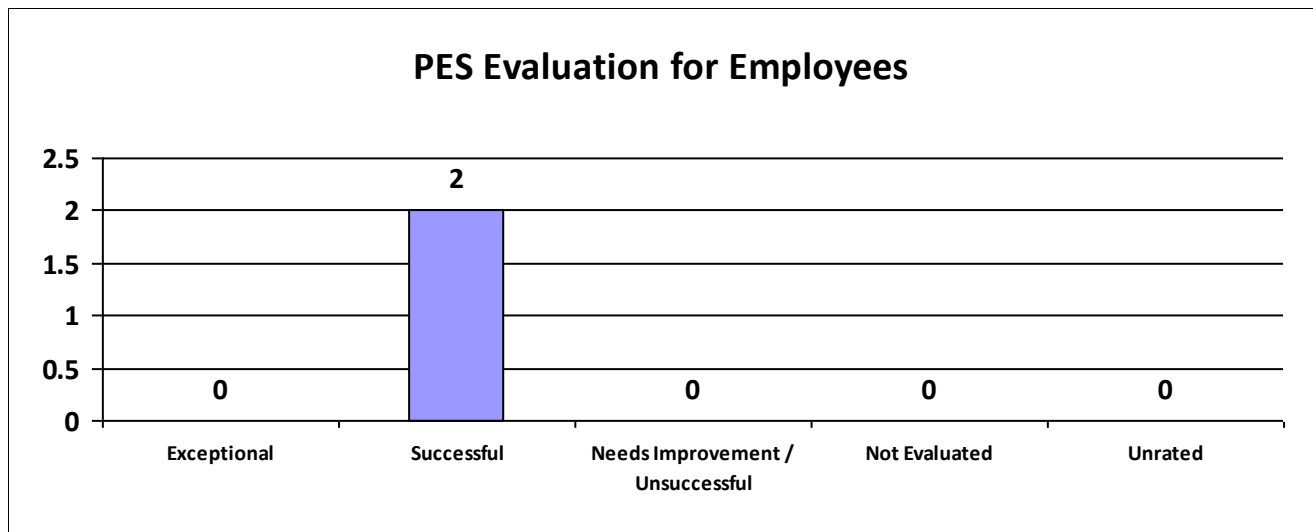
Information contained within this report reflects unaudited data provided directly to the Louisiana Department of State Civil Service by each state agency. Inconsistencies found throughout the report may be attributed to personnel changes not properly reflected in the agency's human resources information system during the performance evaluation period.



State of Louisiana  
STATE CIVIL SERVICE  
*PES Annual Report - Fiscal Year 2019-2020*

**Agency: SSC-JDL La Sch Math Sci & Arts**

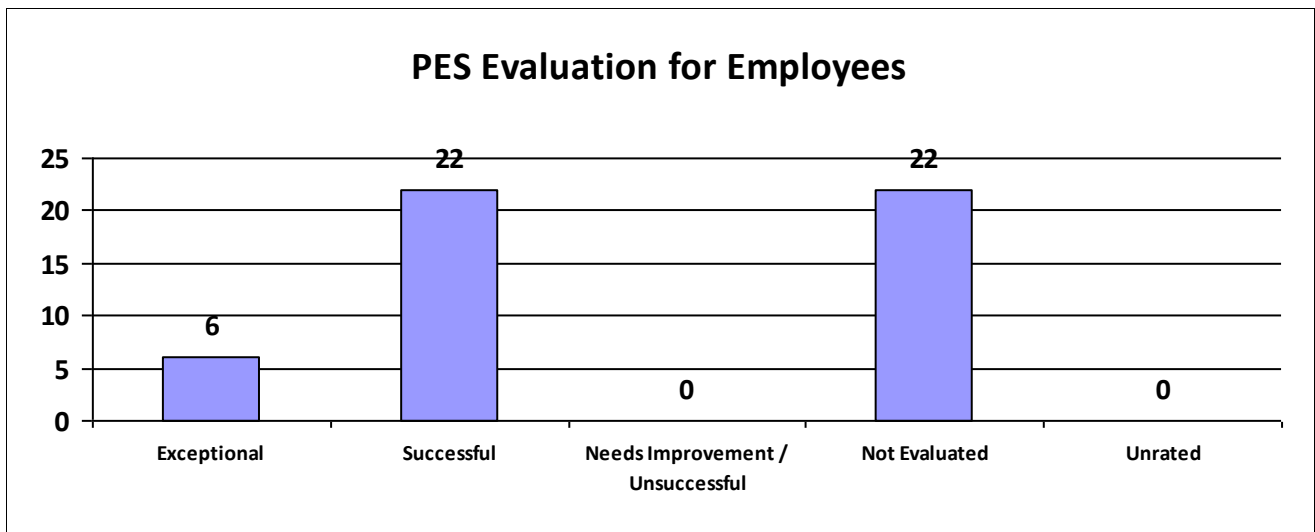
Performance Year 07/01/2019 - 06/30/2020	Total # of Employees	Total %
Number of employees that were rated	2	100%
Number of employees that were unrated	0	0%



Information contained within this report reflects unaudited data provided directly to the Louisiana Department of State Civil Service by each state agency. Inconsistencies found throughout the report may be attributed to personnel changes not properly reflected in the agency's human resources information system during the performance evaluation period.

**Agency: SSC-La Educational TV Author**

<b>Performance Year 07/01/2019 - 06/30/2020</b>	<b>Total # of Employees</b>	<b>Total %</b>
Number of employees that were rated	50	100%
Number of employees that were unrated	0	0%

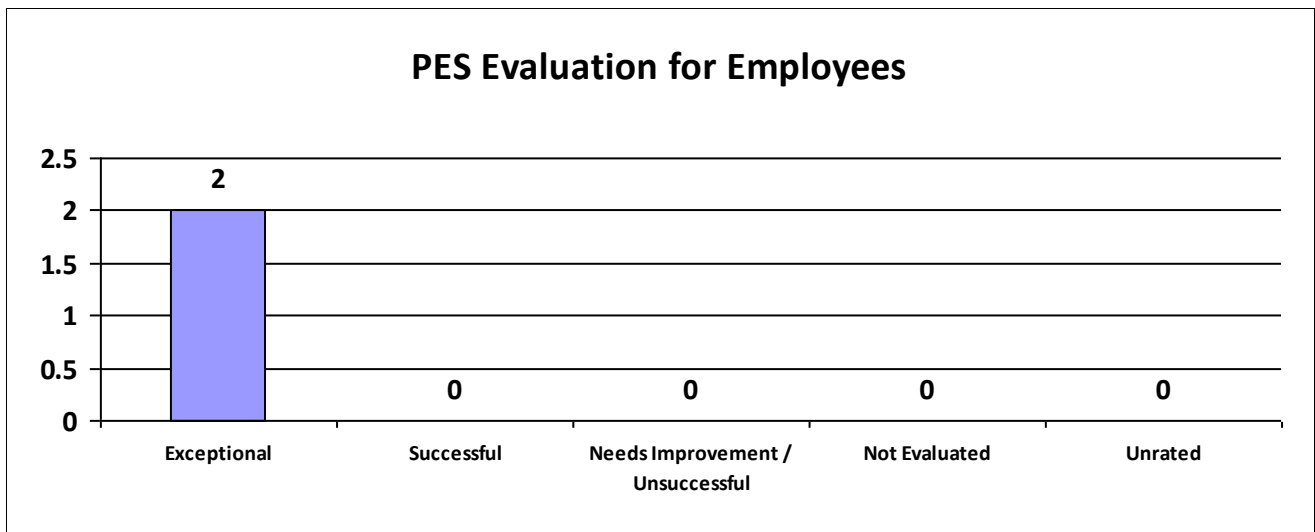


Information contained within this report reflects unaudited data provided directly to the Louisiana Department of State Civil Service by each state agency. Inconsistencies found throughout the report may be attributed to personnel changes not properly reflected in the agency's human resources information system during the performance evaluation period.

**State of Louisiana**  
**STATE CIVIL SERVICE**  
*PES Annual Report - Fiscal Year 2019-2020*

**Agency: SSC-N O Ctr for Creative Arts**

<b>Performance Year 07/01/2019 - 06/30/2020</b>	<b>Total # of Employees</b>	<b>Total %</b>
Number of employees that were rated	2	100%
Number of employees that were unrated	0	0%



Information contained within this report reflects unaudited data provided directly to the Louisiana Department of State Civil Service by each state agency. Inconsistencies found throughout the report may be attributed to personnel changes not properly reflected in the agency's human resources information system during the performance evaluation period.



State of Louisiana

STATE CIVIL SERVICE

*PES Annual Report - Fiscal Year 2019-2020*

**Major Department: EXECUTIVE DEPARTMENT / BOARDS**

<b>Performance Year 07/01/2019 - 06/30/2020</b>	<b>Total # of Employees</b>	<b>Total %</b>
Number of employees that were rated	2,253	100%
Number of employees that were unrated	23	1.02%
Number of employees that were rated Exceptional	195	9%
Number of employees that were rated Successful	2,004	88.95%
Number of employees that were rated Needs Improvement / Unsuccessful	31	1%
Number of employees that were rated Not Evaluated	23	1.02%
Number of employees that were rated Unrated	23	1%

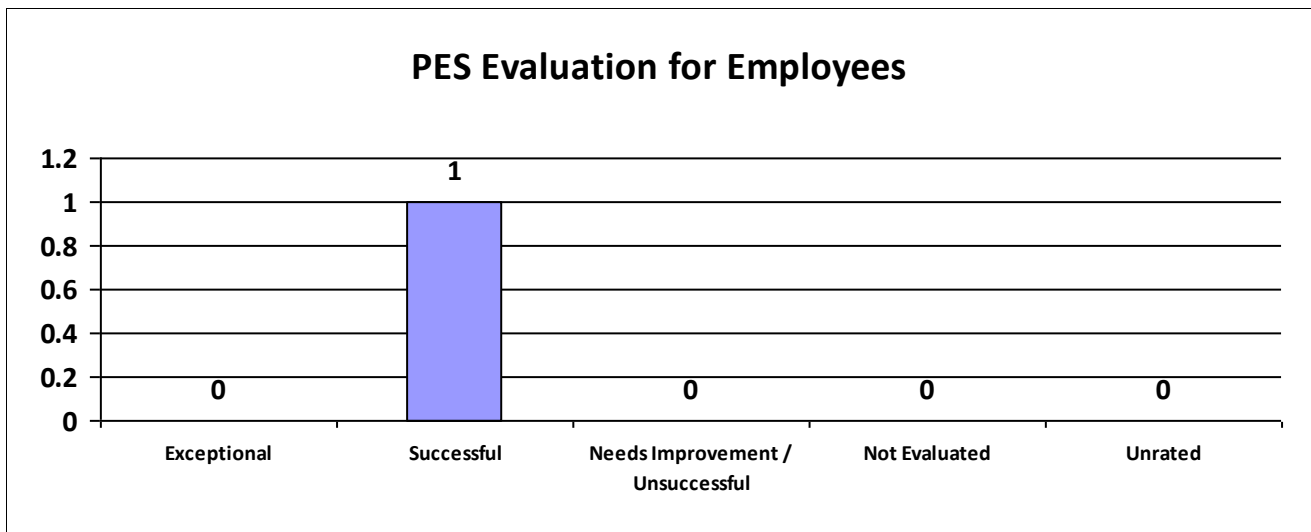
Information contained within this report reflects unaudited data provided directly to the Louisiana Department of State Civil Service by each state agency. Inconsistencies found throughout the report may be attributed to personnel changes not properly reflected in the agency's human resources information system during the performance evaluation period.



**State of Louisiana**  
**STATE CIVIL SERVICE**  
*PES Annual Report - Fiscal Year 2019-2020*

**Agency: Cemetery Bd La /Gov**

Performance Year 07/01/2019 - 06/30/2020	Total # of Employees	Total %
Number of employees that were rated	1	100%
Number of employees that were unrated	0	0%

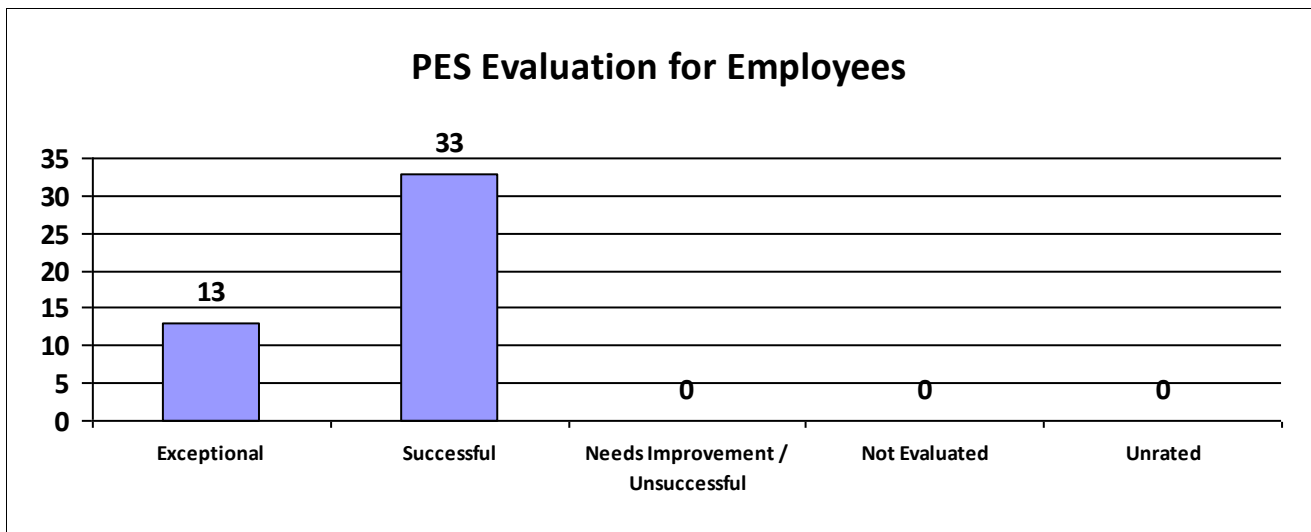


Information contained within this report reflects unaudited data provided directly to the Louisiana Department of State Civil Service by each state agency. Inconsistencies found throughout the report may be attributed to personnel changes not properly reflected in the agency's human resources information system during the performance evaluation period.



**Agency: Contractor Lic Bd La St /Gov**

<b>Performance Year 07/01/2019 - 06/30/2020</b>	<b>Total # of Employees</b>	<b>Total %</b>
Number of employees that were rated	46	100%
Number of employees that were unrated	0	0%

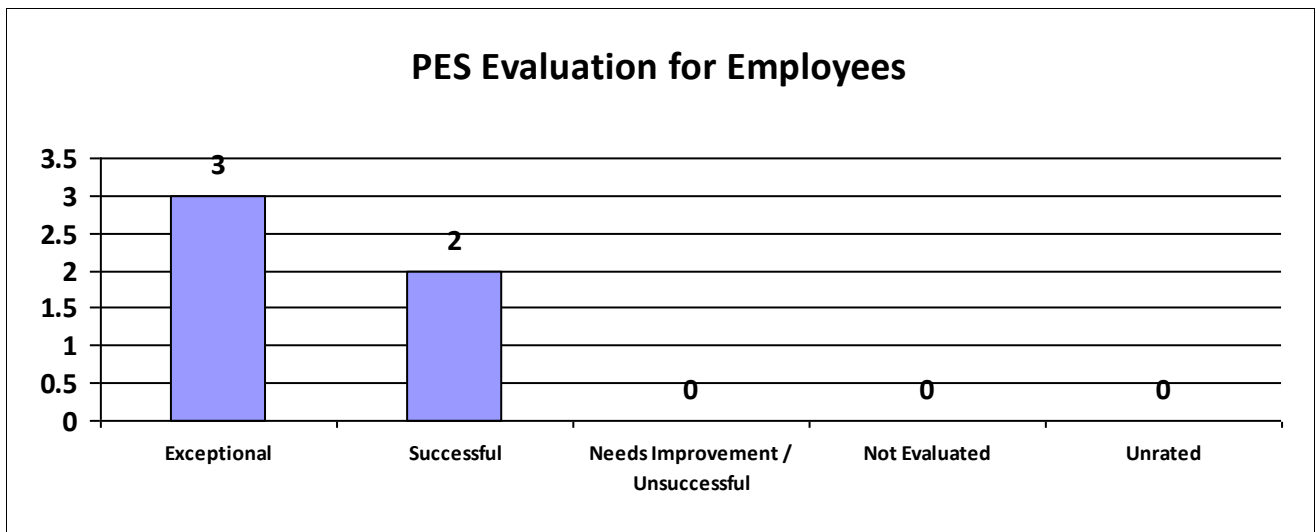


Information contained within this report reflects unaudited data provided directly to the Louisiana Department of State Civil Service by each state agency. Inconsistencies found throughout the report may be attributed to personnel changes not properly reflected in the agency's human resources information system during the performance evaluation period.

**State of Louisiana**  
**STATE CIVIL SERVICE**  
*PES Annual Report - Fiscal Year 2019-2020*

**Agency: CPAs La St Bd /Gov**

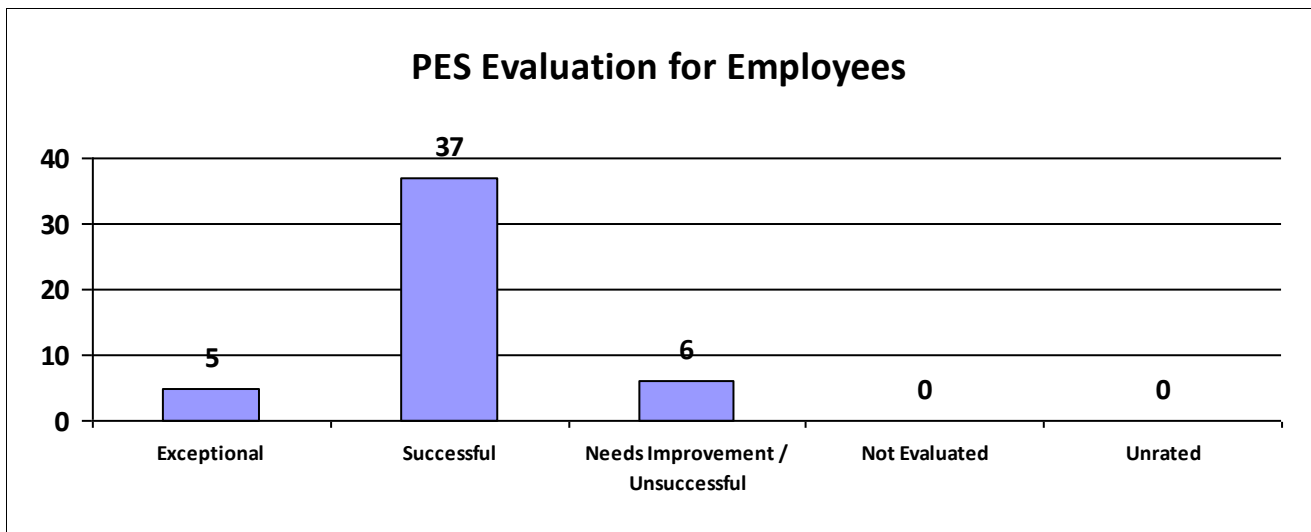
<b>Performance Year 07/01/2019 - 06/30/2020</b>	<b>Total # of Employees</b>	<b>Total %</b>
Number of employees that were rated	5	100%
Number of employees that were unrated	0	0%



Information contained within this report reflects unaudited data provided directly to the Louisiana Department of State Civil Service by each state agency. Inconsistencies found throughout the report may be attributed to personnel changes not properly reflected in the agency's human resources information system during the performance evaluation period.

**Agency: CS-Div of Administrative Law**

<b>Performance Year 07/01/2019 - 06/30/2020</b>	<b>Total # of Employees</b>	<b>Total %</b>
Number of employees that were rated	48	100%
Number of employees that were unrated	0	0%



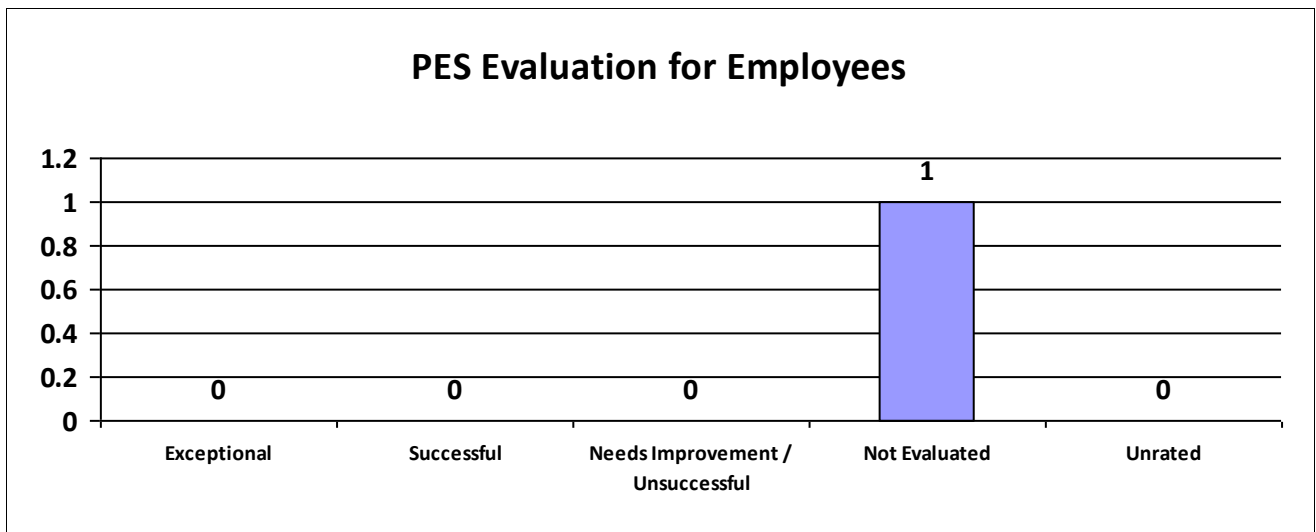
Information contained within this report reflects unaudited data provided directly to the Louisiana Department of State Civil Service by each state agency. Inconsistencies found throughout the report may be attributed to personnel changes not properly reflected in the agency's human resources information system during the performance evaluation period.



State of Louisiana  
STATE CIVIL SERVICE  
*PES Annual Report - Fiscal Year 2019-2020*

**Agency: District Attorneys & Assistant**

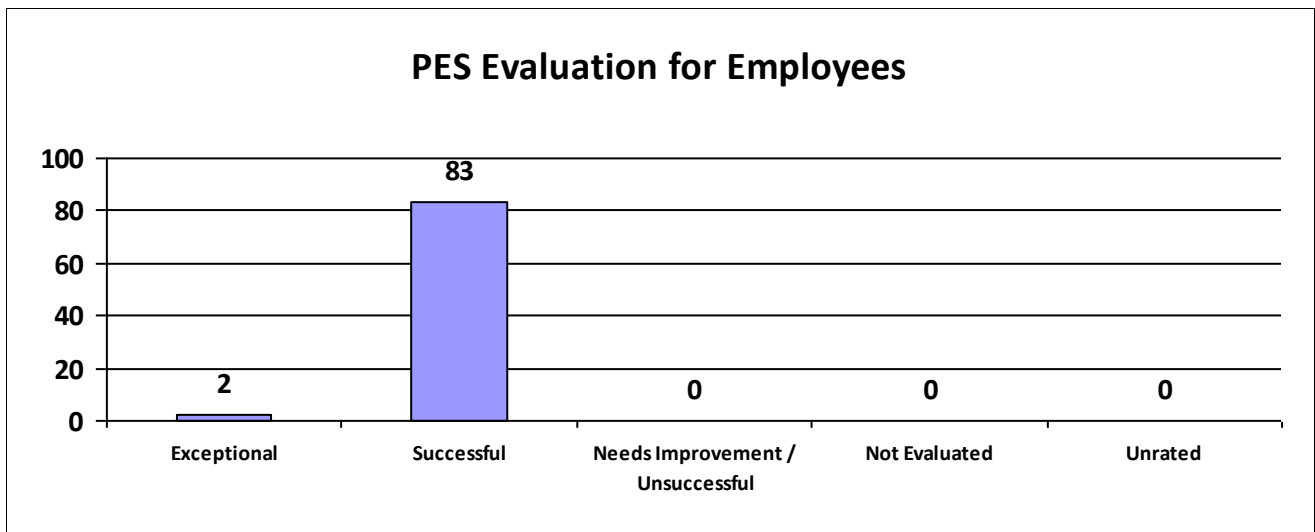
Performance Year 07/01/2019 - 06/30/2020	Total # of Employees	Total %
Number of employees that were rated	1	100%
Number of employees that were unrated	0	0%



Information contained within this report reflects unaudited data provided directly to the Louisiana Department of State Civil Service by each state agency. Inconsistencies found throughout the report may be attributed to personnel changes not properly reflected in the agency's human resources information system during the performance evaluation period.

**Agency: DOA-Office Of St Procurement**

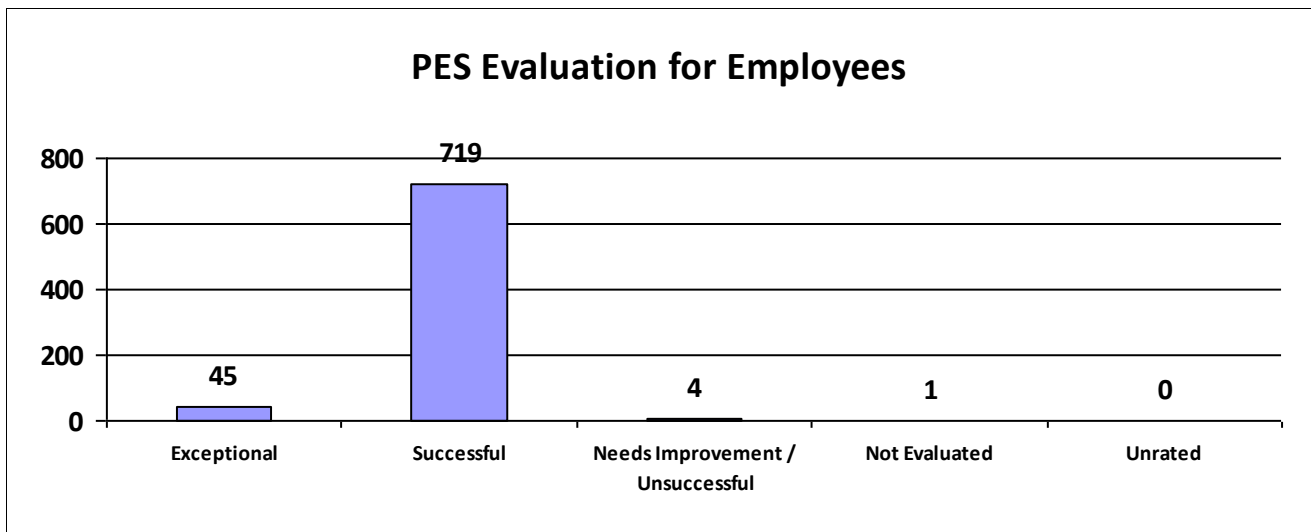
<b>Performance Year 07/01/2019 - 06/30/2020</b>	<b>Total # of Employees</b>	<b>Total %</b>
Number of employees that were rated	85	100%
Number of employees that were unrated	0	0%



Information contained within this report reflects unaudited data provided directly to the Louisiana Department of State Civil Service by each state agency. Inconsistencies found throughout the report may be attributed to personnel changes not properly reflected in the agency's human resources information system during the performance evaluation period.

**Agency: DOA-Office of Technology Svcs**

<b>Performance Year 07/01/2019 - 06/30/2020</b>	<b>Total # of Employees</b>	<b>Total %</b>
Number of employees that were rated	769	100%
Number of employees that were unrated	0	0%



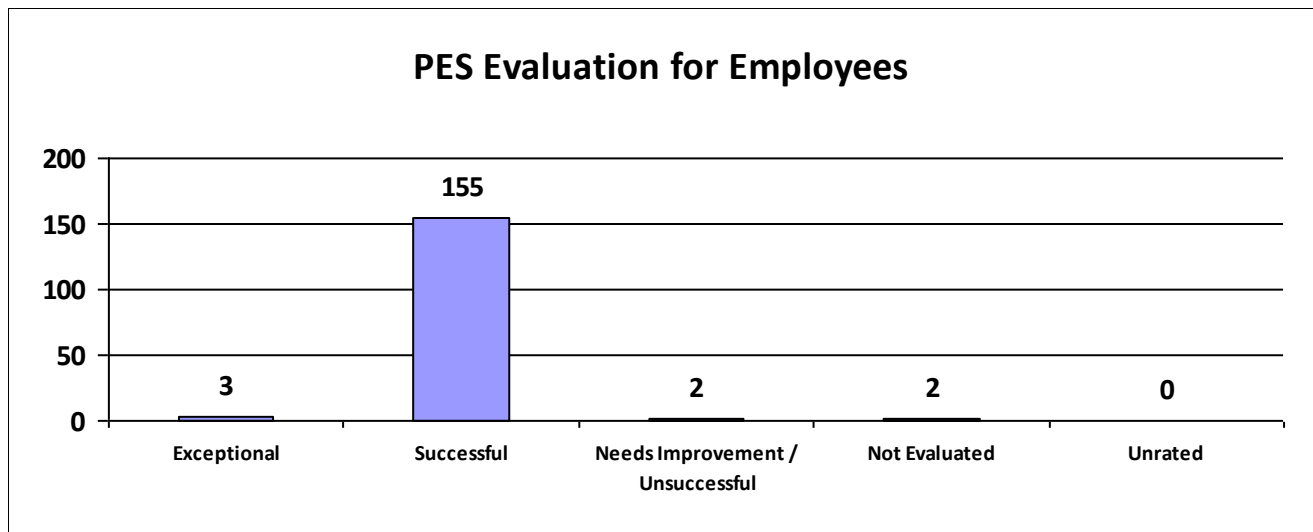
Information contained within this report reflects unaudited data provided directly to the Louisiana Department of State Civil Service by each state agency. Inconsistencies found throughout the report may be attributed to personnel changes not properly reflected in the agency's human resources information system during the performance evaluation period.



State of Louisiana  
STATE CIVIL SERVICE  
PES Annual Report - Fiscal Year 2019-2020

Agency: GOV-Coast Prot & Restor Auth

Performance Year 07/01/2019 - 06/30/2020	Total # of Employees	Total %
Number of employees that were rated	162	100%
Number of employees that were unrated	0	0%



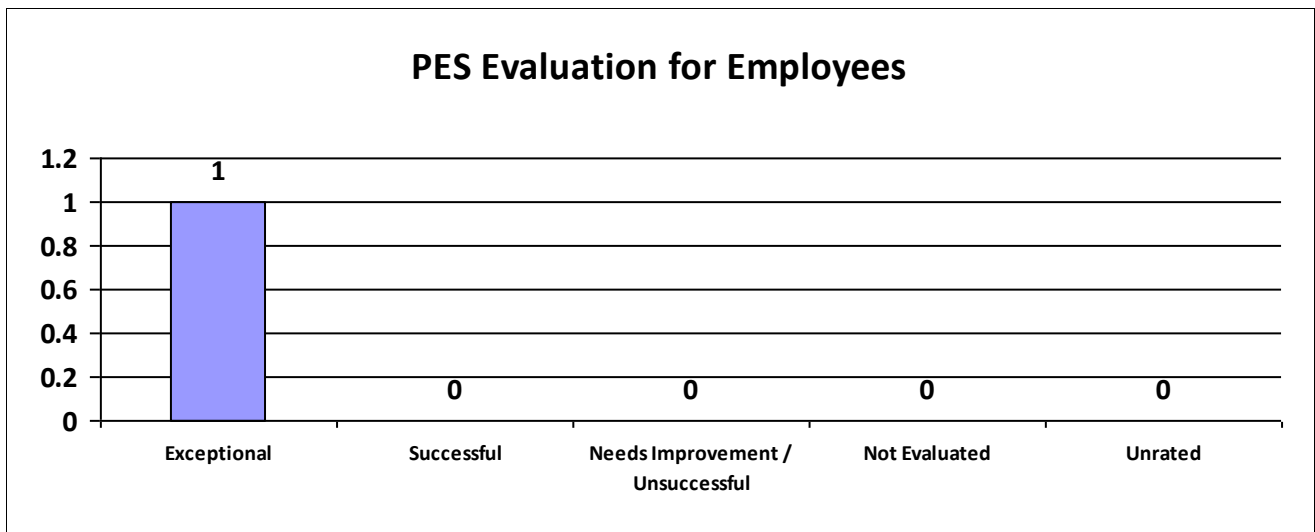
Information contained within this report reflects unaudited data provided directly to the Louisiana Department of State Civil Service by each state agency. Inconsistencies found throughout the report may be attributed to personnel changes not properly reflected in the agency's human resources information system during the performance evaluation period.



State of Louisiana  
STATE CIVIL SERVICE  
PES Annual Report - Fiscal Year 2019-2020

Agency: Gov-Dept of Military Affairs

Performance Year 07/01/2019 - 06/30/2020	Total # of Employees	Total %
Number of employees that were rated	1	100%
Number of employees that were unrated	0	0%



Information contained within this report reflects unaudited data provided directly to the Louisiana Department of State Civil Service by each state agency. Inconsistencies found throughout the report may be attributed to personnel changes not properly reflected in the agency's human resources information system during the performance evaluation period.

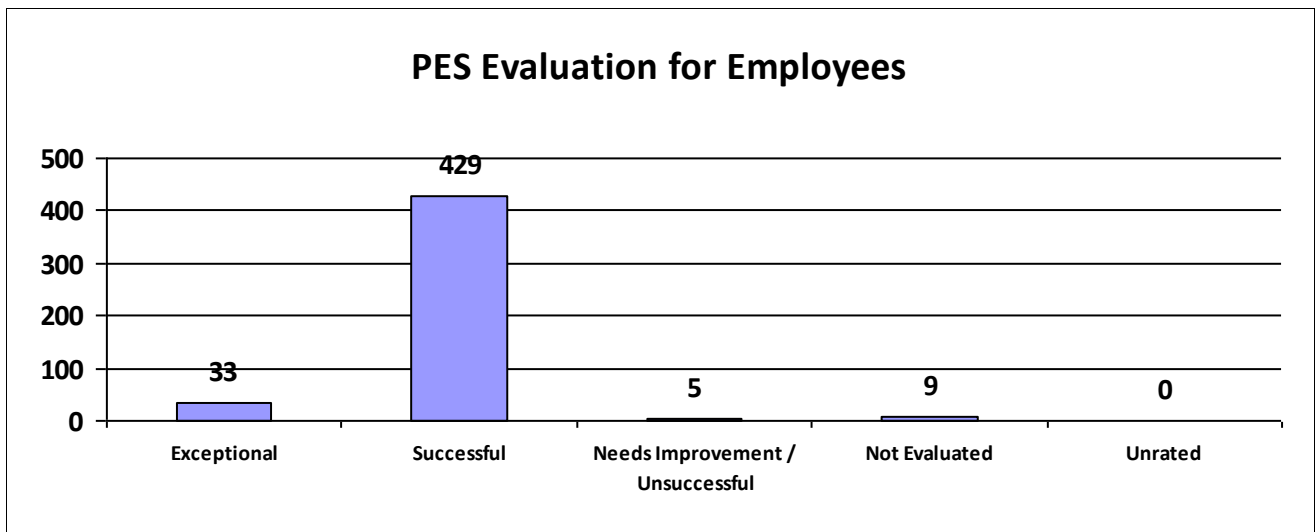




State of Louisiana  
STATE CIVIL SERVICE  
PES Annual Report - Fiscal Year 2019-2020

Agency: Gov-Div of Administration

Performance Year 07/01/2019 - 06/30/2020	Total # of Employees	Total %
Number of employees that were rated	476	100%
Number of employees that were unrated	0	0%



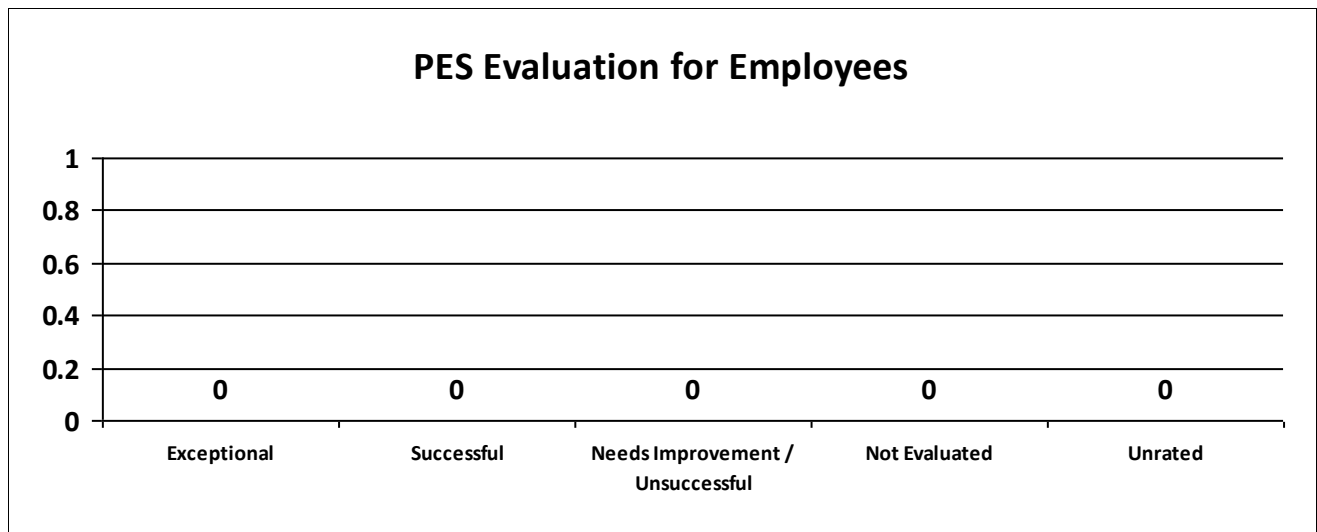
Information contained within this report reflects unaudited data provided directly to the Louisiana Department of State Civil Service by each state agency. Inconsistencies found throughout the report may be attributed to personnel changes not properly reflected in the agency's human resources information system during the performance evaluation period.



State of Louisiana  
STATE CIVIL SERVICE  
PES Annual Report - Fiscal Year 2019-2020

Agency: Gov-Executive Office

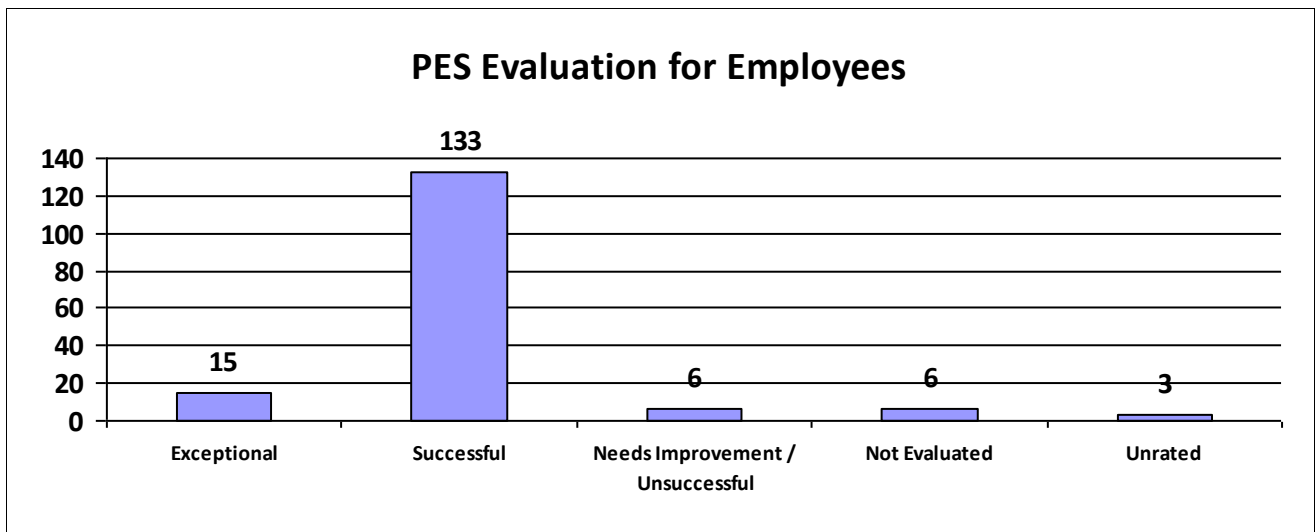
Performance Year 07/01/2019 - 06/30/2020	Total # of Employees	Total %
Number of employees that were rated	0	0%
Number of employees that were unrated	0	0%



Information contained within this report reflects unaudited data provided directly to the Louisiana Department of State Civil Service by each state agency. Inconsistencies found throughout the report may be attributed to personnel changes not properly reflected in the agency's human resources information system during the performance evaluation period.

**Agency: Gov-Home Security & EP**

<b>Performance Year 07/01/2019 - 06/30/2020</b>	<b>Total # of Employees</b>	<b>Total %</b>
Number of employees that were rated	160	100%
Number of employees that were unrated	3	2%

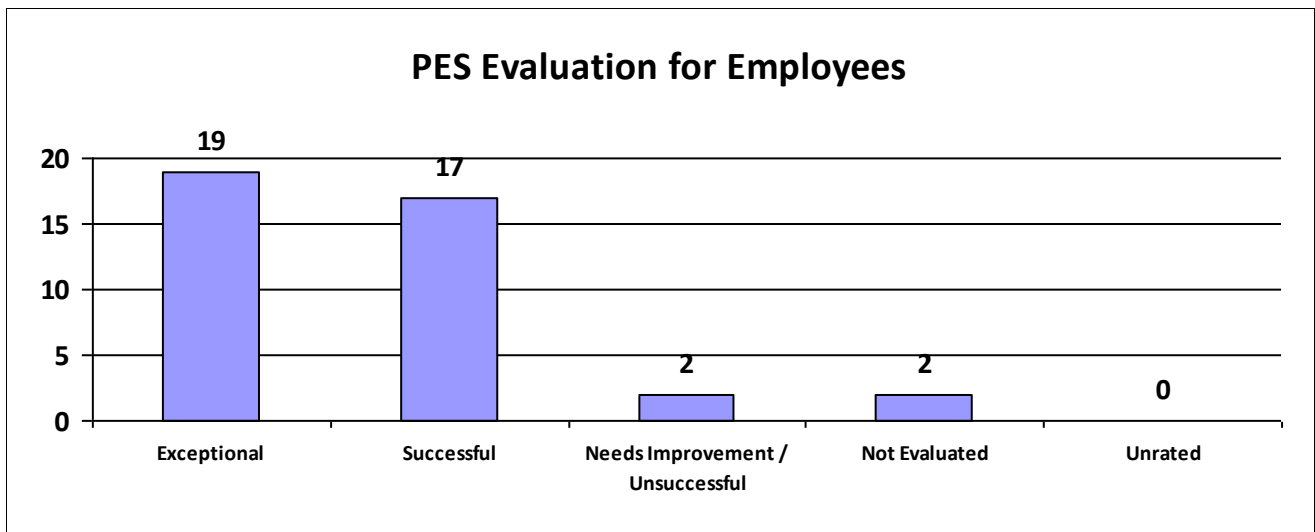


Information contained within this report reflects unaudited data provided directly to the Louisiana Department of State Civil Service by each state agency. Inconsistencies found throughout the report may be attributed to personnel changes not properly reflected in the agency's human resources information system during the performance evaluation period.

**State of Louisiana**  
**STATE CIVIL SERVICE**  
*PES Annual Report - Fiscal Year 2019-2020*

**Agency: Gov-La Comm Law Enforce Adm CJ**

<b>Performance Year 07/01/2019 - 06/30/2020</b>	<b>Total # of Employees</b>	<b>Total %</b>
Number of employees that were rated	40	100%
Number of employees that were unrated	0	0%



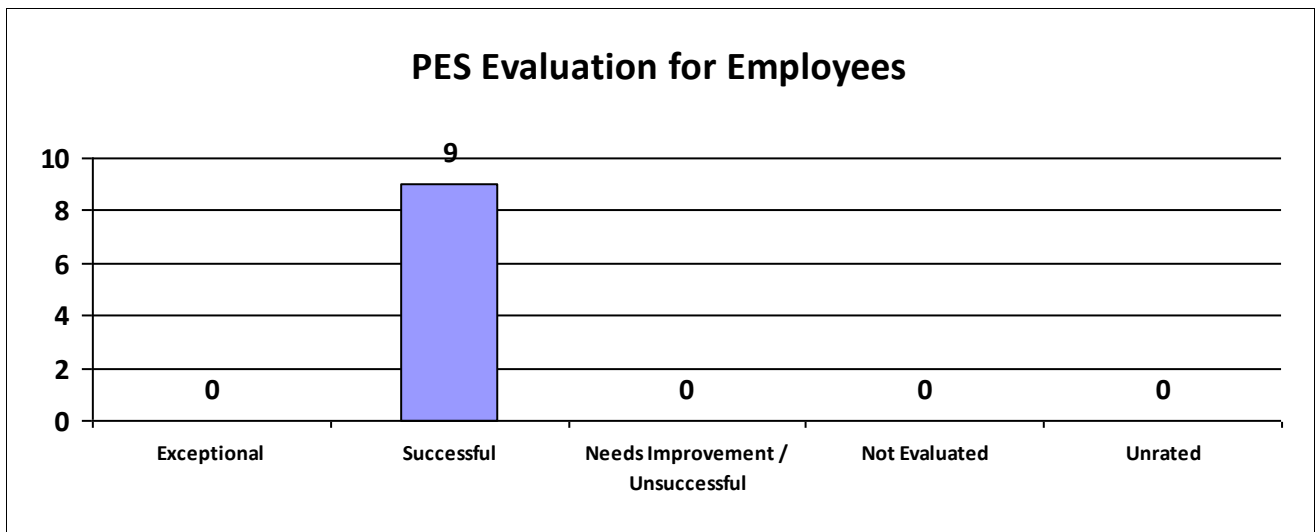
Information contained within this report reflects unaudited data provided directly to the Louisiana Department of State Civil Service by each state agency. Inconsistencies found throughout the report may be attributed to personnel changes not properly reflected in the agency's human resources information system during the performance evaluation period.



**State of Louisiana**  
**STATE CIVIL SERVICE**  
*PES Annual Report - Fiscal Year 2019-2020*

**Agency: Gov-LA Public Defender Board**

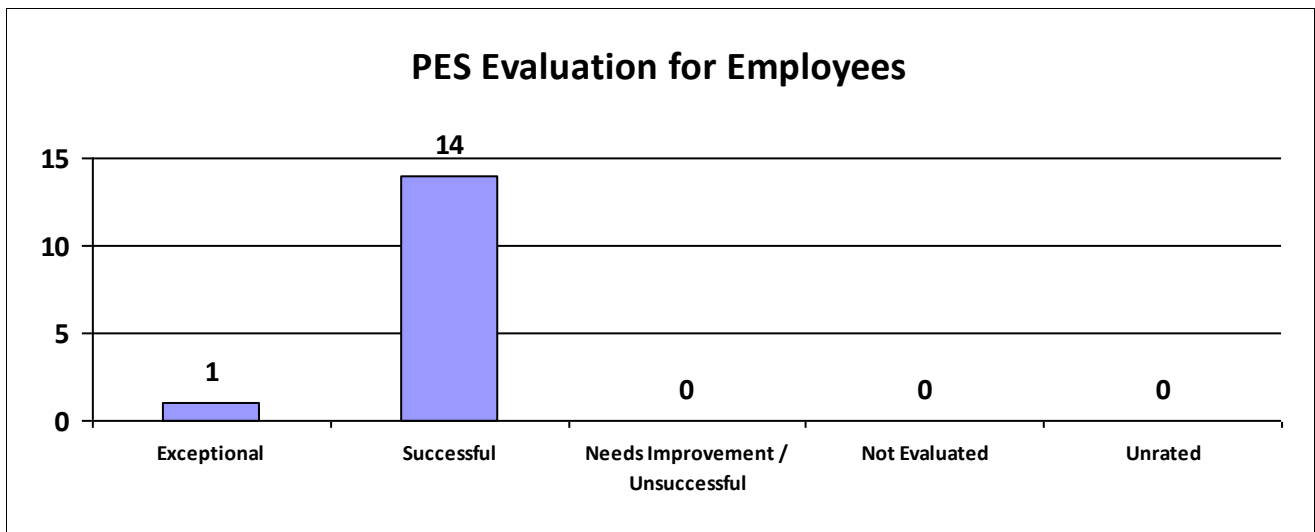
Performance Year 07/01/2019 - 06/30/2020	Total # of Employees	Total %
Number of employees that were rated	9	100%
Number of employees that were unrated	0	0%



Information contained within this report reflects unaudited data provided directly to the Louisiana Department of State Civil Service by each state agency. Inconsistencies found throughout the report may be attributed to personnel changes not properly reflected in the agency's human resources information system during the performance evaluation period.

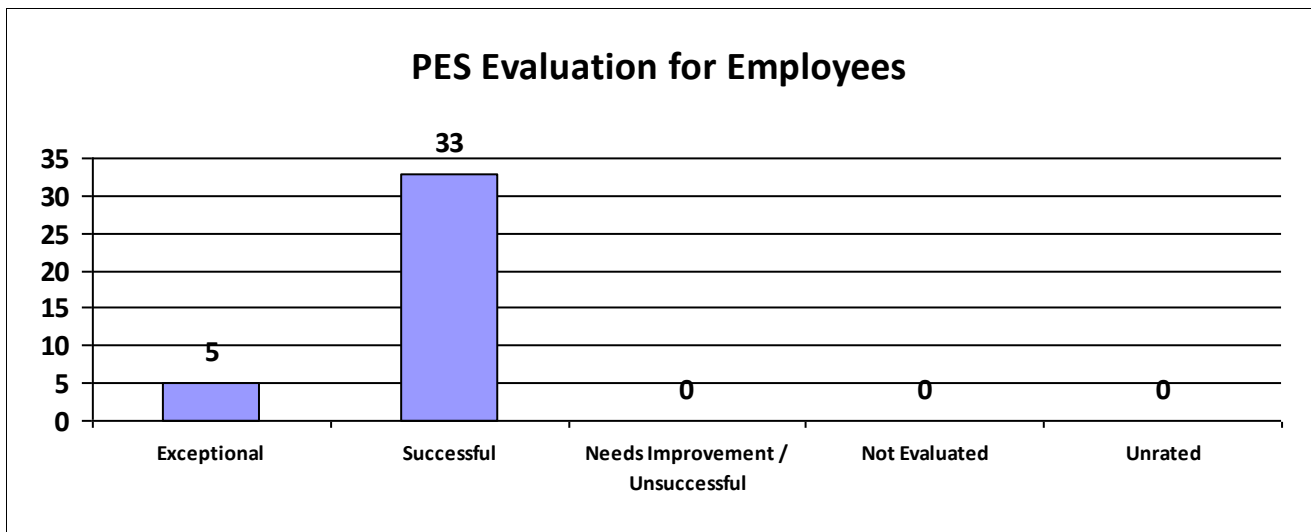
**Agency: GOV-La St Racing Commission**

<b>Performance Year 07/01/2019 - 06/30/2020</b>	<b>Total # of Employees</b>	<b>Total %</b>
Number of employees that were rated	15	100%
Number of employees that were unrated	0	0%



**Agency: Gov-Mental Health Advocacy Ser**

<b>Performance Year 07/01/2019 - 06/30/2020</b>	<b>Total # of Employees</b>	<b>Total %</b>
Number of employees that were rated	38	100%
Number of employees that were unrated	0	0%



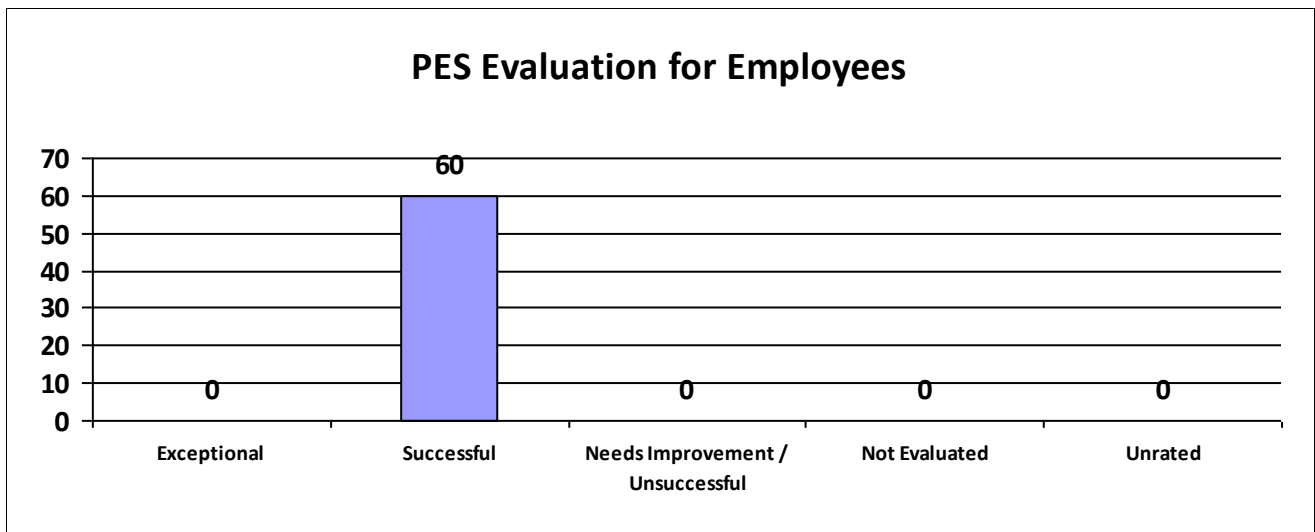
Information contained within this report reflects unaudited data provided directly to the Louisiana Department of State Civil Service by each state agency. Inconsistencies found throughout the report may be attributed to personnel changes not properly reflected in the agency's human resources information system during the performance evaluation period.



State of Louisiana  
STATE CIVIL SERVICE  
PES Annual Report - Fiscal Year 2019-2020

Agency: Gov-Office of Elderly Affairs

Performance Year 07/01/2019 - 06/30/2020	Total # of Employees	Total %
Number of employees that were rated	60	100%
Number of employees that were unrated	0	0%



Information contained within this report reflects unaudited data provided directly to the Louisiana Department of State Civil Service by each state agency. Inconsistencies found throughout the report may be attributed to personnel changes not properly reflected in the agency's human resources information system during the performance evaluation period.

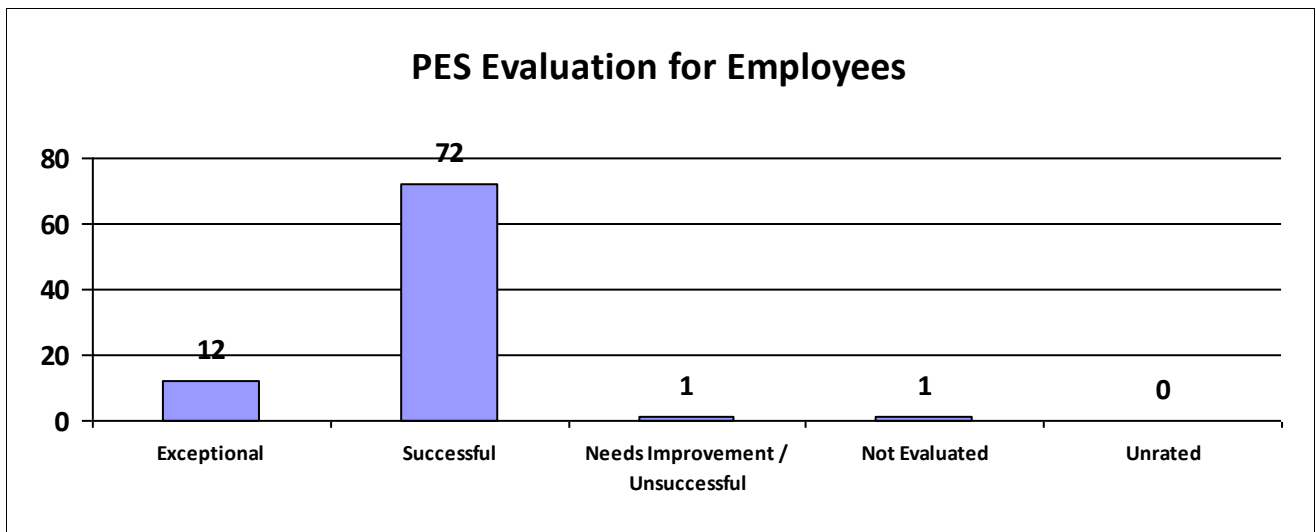




**State of Louisiana**  
**STATE CIVIL SERVICE**  
*PES Annual Report - Fiscal Year 2019-2020*

**Agency: GOV-Office of Financial Instit**

Performance Year 07/01/2019 - 06/30/2020	Total # of Employees	Total %
Number of employees that were rated	86	100%
Number of employees that were unrated	0	0%

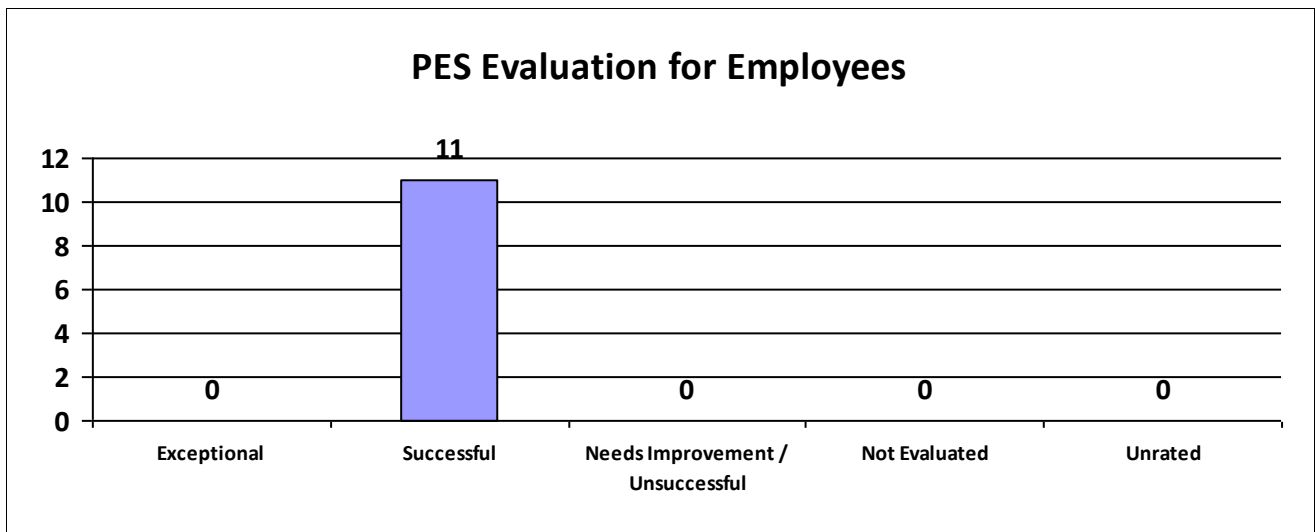


Information contained within this report reflects unaudited data provided directly to the Louisiana Department of State Civil Service by each state agency. Inconsistencies found throughout the report may be attributed to personnel changes not properly reflected in the agency's human resources information system during the performance evaluation period.

**State of Louisiana**  
**STATE CIVIL SERVICE**  
*PES Annual Report - Fiscal Year 2019-2020*

**Agency: Gov-Office of Inspector Gen**

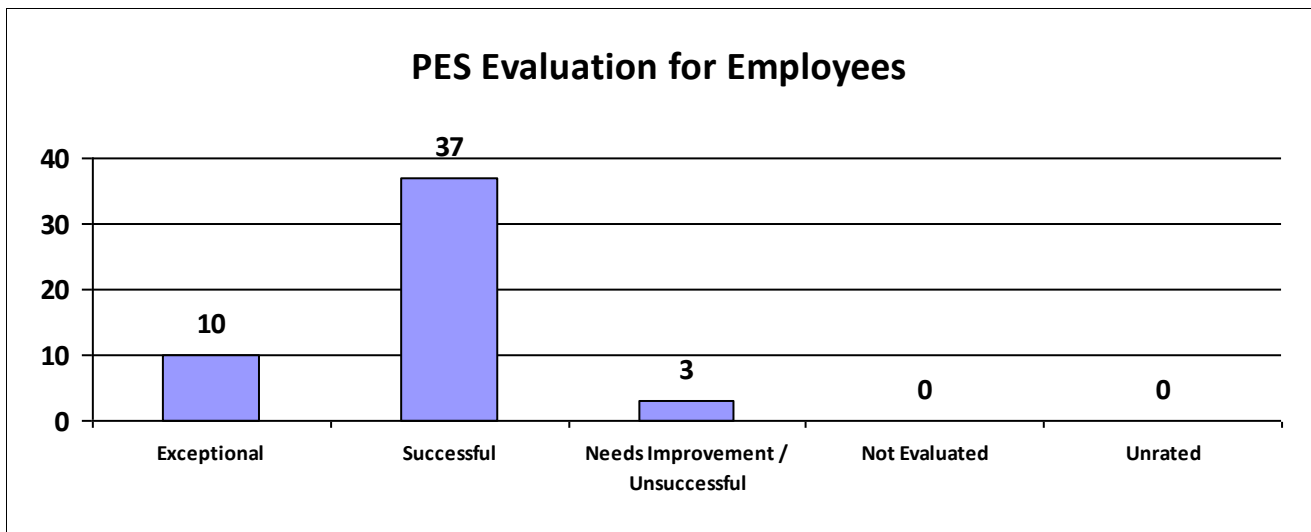
<b>Performance Year 07/01/2019 - 06/30/2020</b>	<b>Total # of Employees</b>	<b>Total %</b>
Number of employees that were rated	11	100%
Number of employees that were unrated	0	0%



Information contained within this report reflects unaudited data provided directly to the Louisiana Department of State Civil Service by each state agency. Inconsistencies found throughout the report may be attributed to personnel changes not properly reflected in the agency's human resources information system during the performance evaluation period.

**Agency: La Patients Compensation Fund**

<b>Performance Year 07/01/2019 - 06/30/2020</b>	<b>Total # of Employees</b>	<b>Total %</b>
Number of employees that were rated	50	100%
Number of employees that were unrated	0	0%



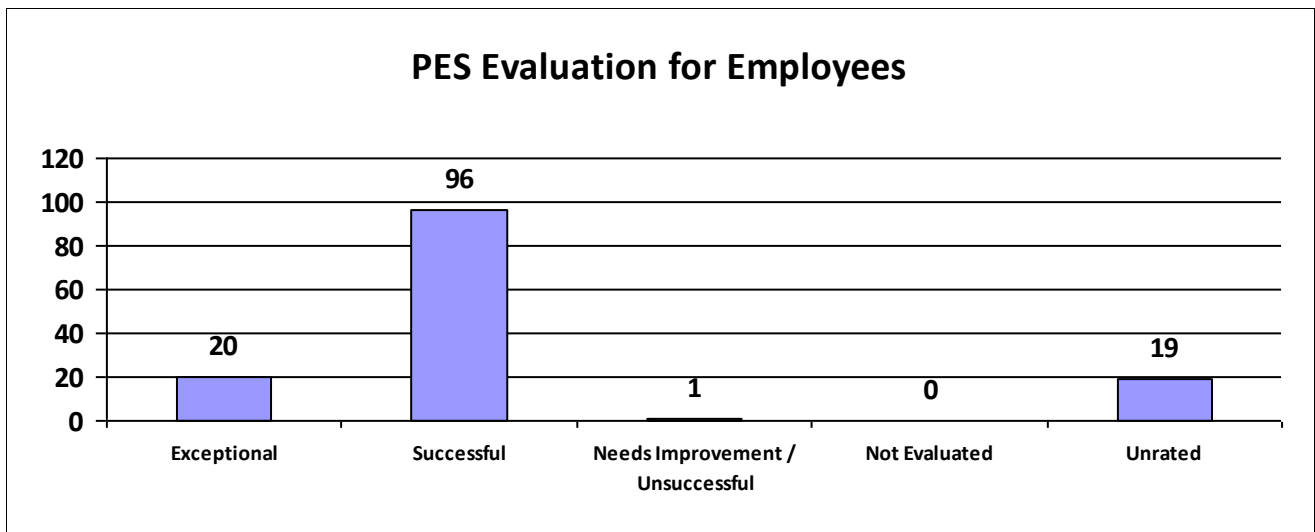
Information contained within this report reflects unaudited data provided directly to the Louisiana Department of State Civil Service by each state agency. Inconsistencies found throughout the report may be attributed to personnel changes not properly reflected in the agency's human resources information system during the performance evaluation period.



**State of Louisiana**  
**STATE CIVIL SERVICE**  
*PES Annual Report - Fiscal Year 2019-2020*

**Agency: Louisiana Housing Corporation**

<b>Performance Year 07/01/2019 - 06/30/2020</b>	<b>Total # of Employees</b>	<b>Total %</b>
Number of employees that were rated	117	100%
Number of employees that were unrated	19	16%



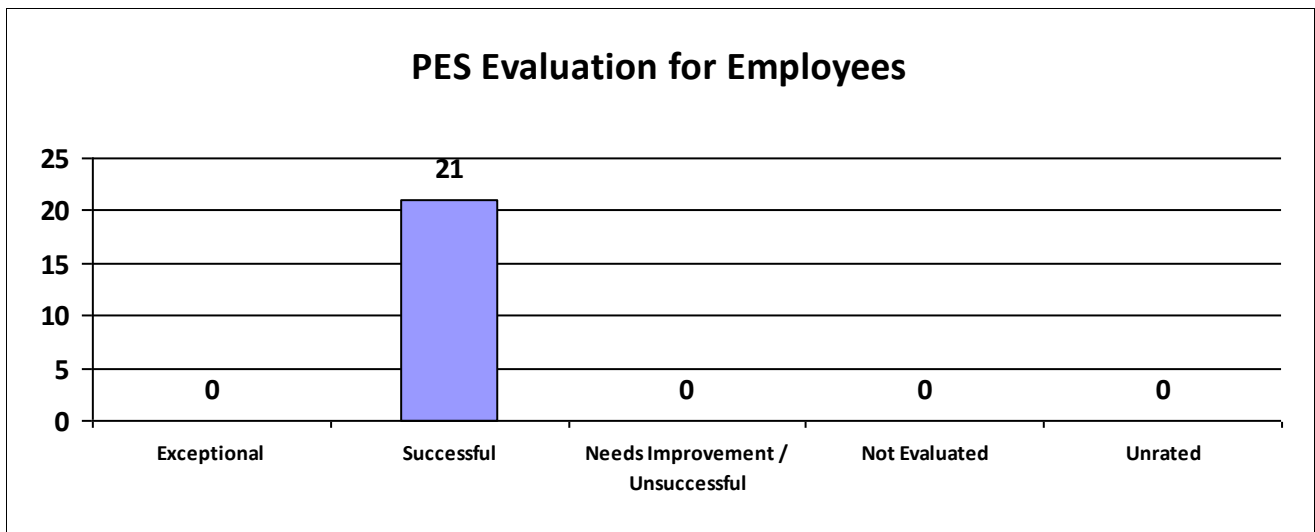
Information contained within this report reflects unaudited data provided directly to the Louisiana Department of State Civil Service by each state agency. Inconsistencies found throughout the report may be attributed to personnel changes not properly reflected in the agency's human resources information system during the performance evaluation period.



**State of Louisiana**  
**STATE CIVIL SERVICE**  
*PES Annual Report - Fiscal Year 2019-2020*

**Agency: Motor Vehicle Comm La /Gov**

Performance Year 07/01/2019 - 06/30/2020	Total # of Employees	Total %
Number of employees that were rated	21	100%
Number of employees that were unrated	0	0%



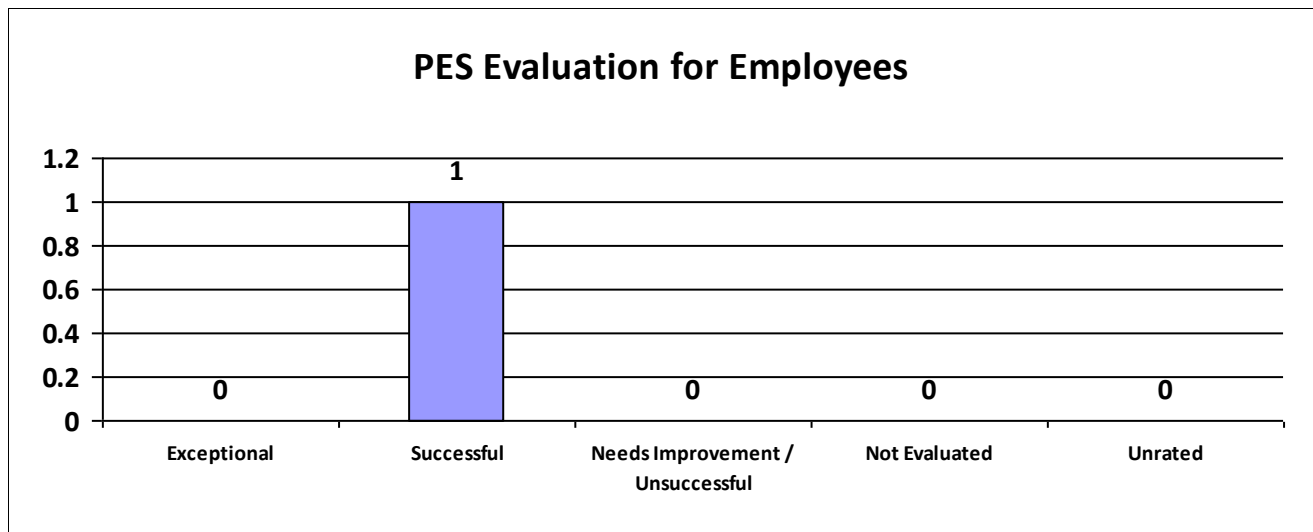
Information contained within this report reflects unaudited data provided directly to the Louisiana Department of State Civil Service by each state agency. Inconsistencies found throughout the report may be attributed to personnel changes not properly reflected in the agency's human resources information system during the performance evaluation period.



**State of Louisiana**  
**STATE CIVIL SERVICE**  
*PES Annual Report - Fiscal Year 2019-2020*

**Agency: Real Est Appr Bd Cert La /Gov**

Performance Year 07/01/2019 - 06/30/2020	Total # of Employees	Total %
Number of employees that were rated	1	100%
Number of employees that were unrated	0	0%

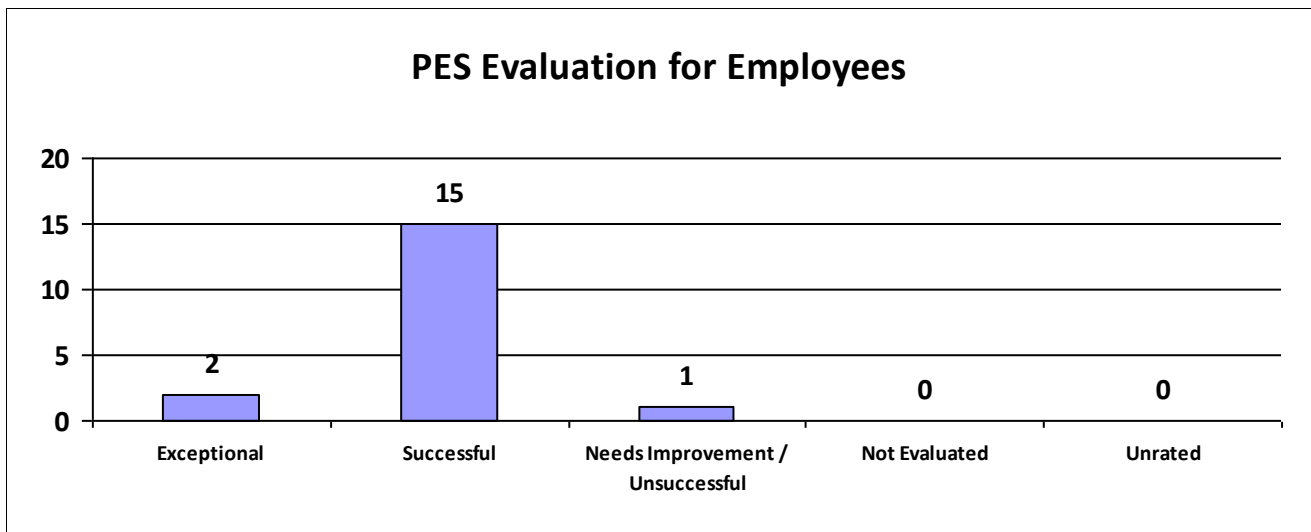


Information contained within this report reflects unaudited data provided directly to the Louisiana Department of State Civil Service by each state agency. Inconsistencies found throughout the report may be attributed to personnel changes not properly reflected in the agency's human resources information system during the performance evaluation period.

**State of Louisiana**  
**STATE CIVIL SERVICE**  
*PES Annual Report - Fiscal Year 2019-2020*

**Agency: Real Estate Comm La /Gov**

<b>Performance Year 07/01/2019 - 06/30/2020</b>	<b>Total # of Employees</b>	<b>Total %</b>
Number of employees that were rated	18	100%
Number of employees that were unrated	0	0%

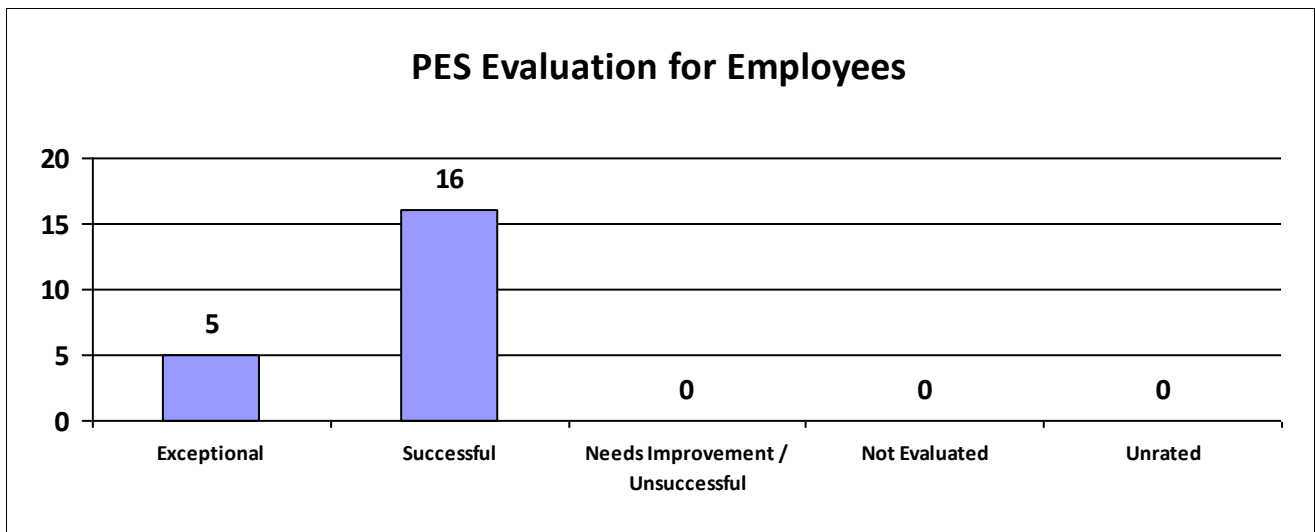


Information contained within this report reflects unaudited data provided directly to the Louisiana Department of State Civil Service by each state agency. Inconsistencies found throughout the report may be attributed to personnel changes not properly reflected in the agency's human resources information system during the performance evaluation period.

**State of Louisiana**  
**STATE CIVIL SERVICE**  
*PES Annual Report - Fiscal Year 2019-2020*

**Agency: State Board of Cosmetology**

<b>Performance Year 07/01/2019 - 06/30/2020</b>	<b>Total # of Employees</b>	<b>Total %</b>
Number of employees that were rated	21	100%
Number of employees that were unrated	0	0%



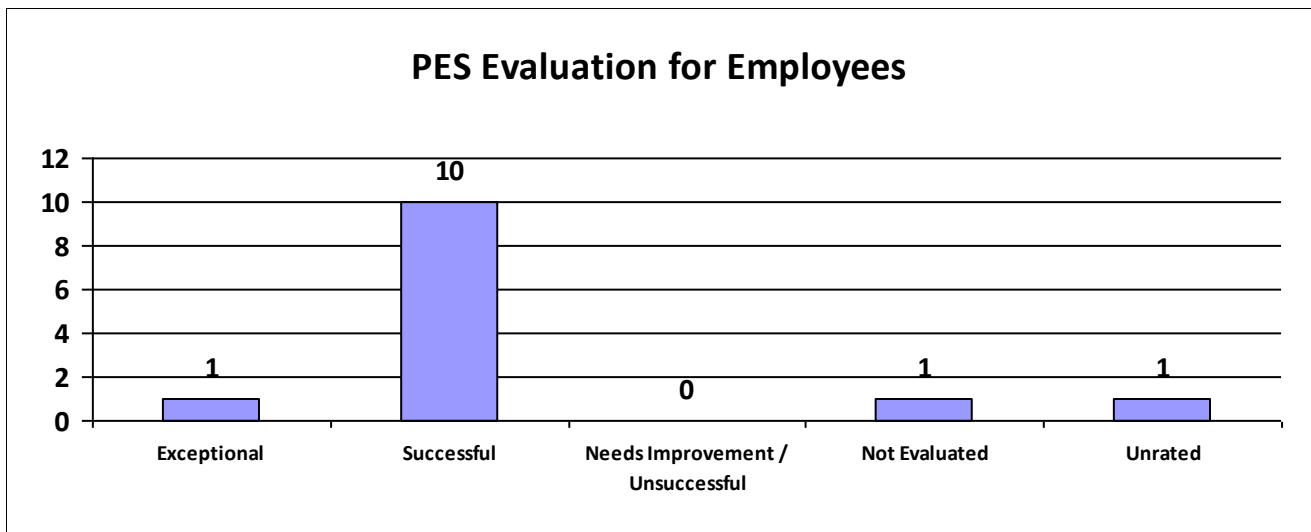
Information contained within this report reflects unaudited data provided directly to the Louisiana Department of State Civil Service by each state agency. Inconsistencies found throughout the report may be attributed to personnel changes not properly reflected in the agency's human resources information system during the performance evaluation period.



**State of Louisiana**  
**STATE CIVIL SERVICE**  
*PES Annual Report - Fiscal Year 2019-2020*

**Agency: Used Mtr Veh&Parts Comm /Gov**

<b>Performance Year 07/01/2019 - 06/30/2020</b>	<b>Total # of Employees</b>	<b>Total %</b>
Number of employees that were rated	12	100%
Number of employees that were unrated	1	8%



Information contained within this report reflects unaudited data provided directly to the Louisiana Department of State Civil Service by each state agency. Inconsistencies found throughout the report may be attributed to personnel changes not properly reflected in the agency's human resources information system during the performance evaluation period.



State of Louisiana

STATE CIVIL SERVICE

*PES Annual Report - Fiscal Year 2019-2020*

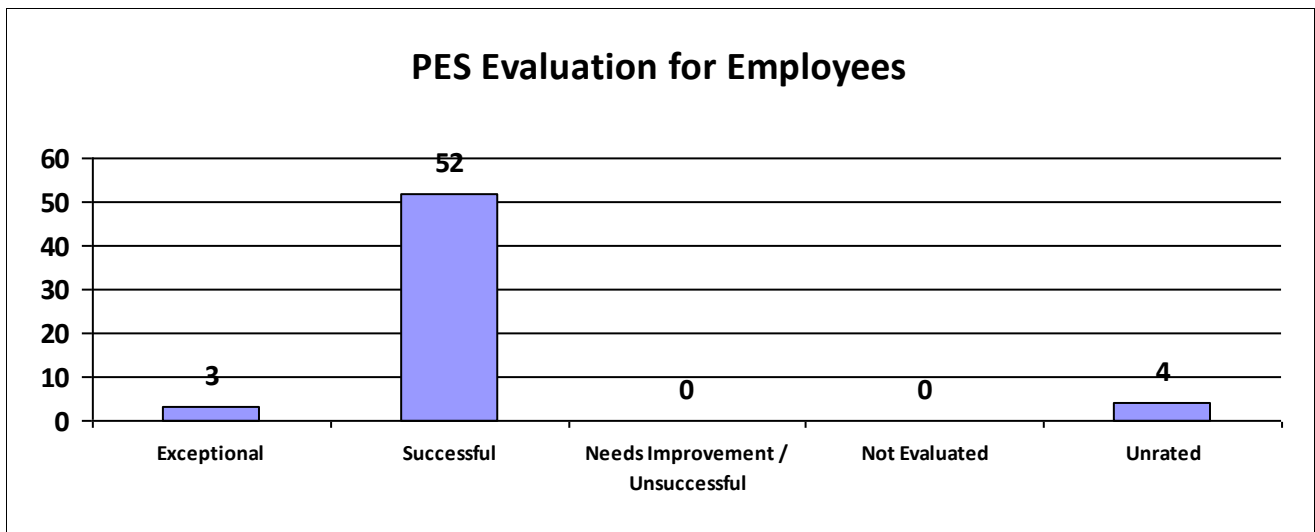
**Major Department: HIGHER EDUCATION**

<b>Performance Year 07/01/2019 - 06/30/2020</b>	<b>Total # of Employees</b>	<b>Total %</b>
Number of employees that were rated	3,634	100%
Number of employees that were unrated	116	3.19%
Number of employees that were rated Exceptional	710	20%
Number of employees that were rated Successful	2,810	77.33%
Number of employees that were rated Needs Improvement / Unsuccessful	37	1%
Number of employees that were rated Not Evaluated	77	2.12%
Number of employees that were rated Unrated	116	3%

Information contained within this report reflects unaudited data provided directly to the Louisiana Department of State Civil Service by each state agency. Inconsistencies found throughout the report may be attributed to personnel changes not properly reflected in the agency's human resources information system during the performance evaluation period.

**Agency: Baton Rouge Community College**

<b>Performance Year 07/01/2019 - 06/30/2020</b>	<b>Total # of Employees</b>	<b>Total %</b>
Number of employees that were rated	55	100%
Number of employees that were unrated	4	7%

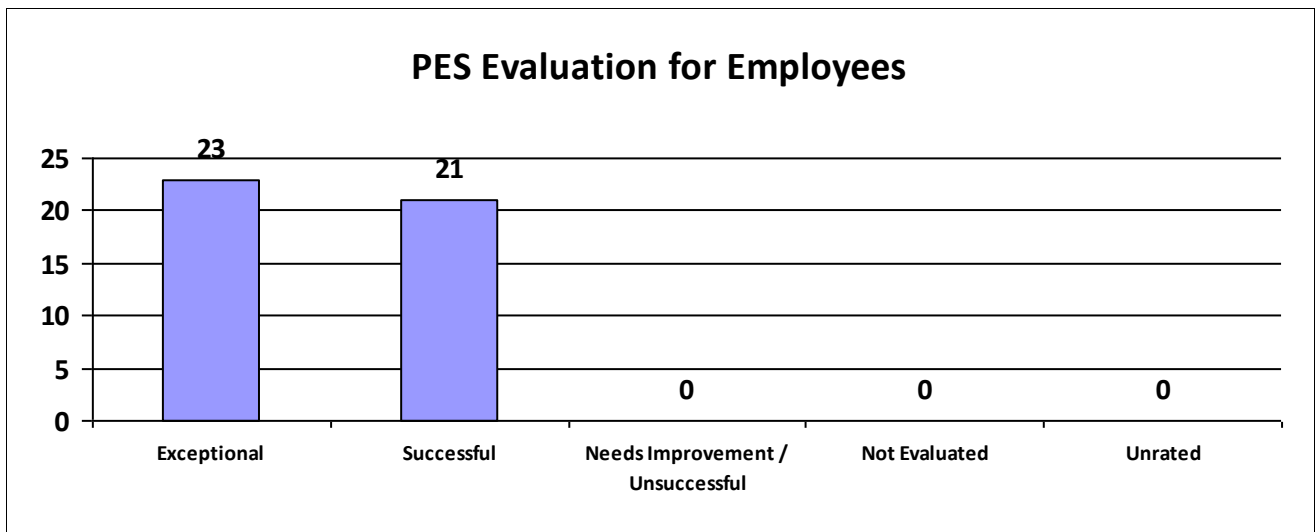




State of Louisiana  
STATE CIVIL SERVICE  
PES Annual Report - Fiscal Year 2019-2020

Agency: Bossier Community College

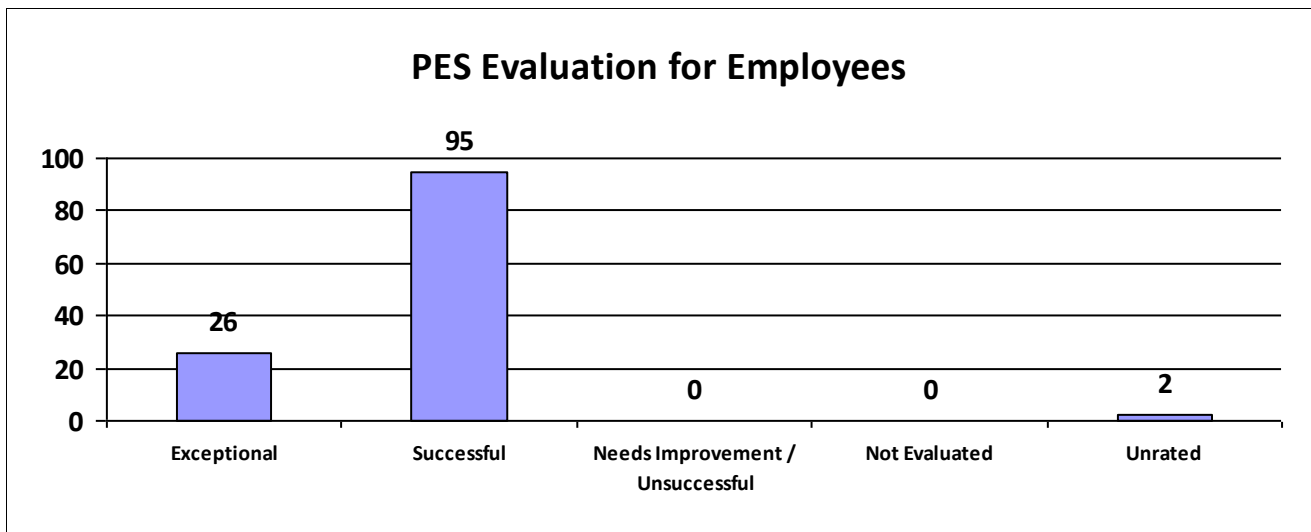
Performance Year 07/01/2019 - 06/30/2020	Total # of Employees	Total %
Number of employees that were rated	44	100%
Number of employees that were unrated	0	0%



Information contained within this report reflects unaudited data provided directly to the Louisiana Department of State Civil Service by each state agency. Inconsistencies found throughout the report may be attributed to personnel changes not properly reflected in the agency's human resources information system during the performance evaluation period.

**Agency: Delgado Community College**

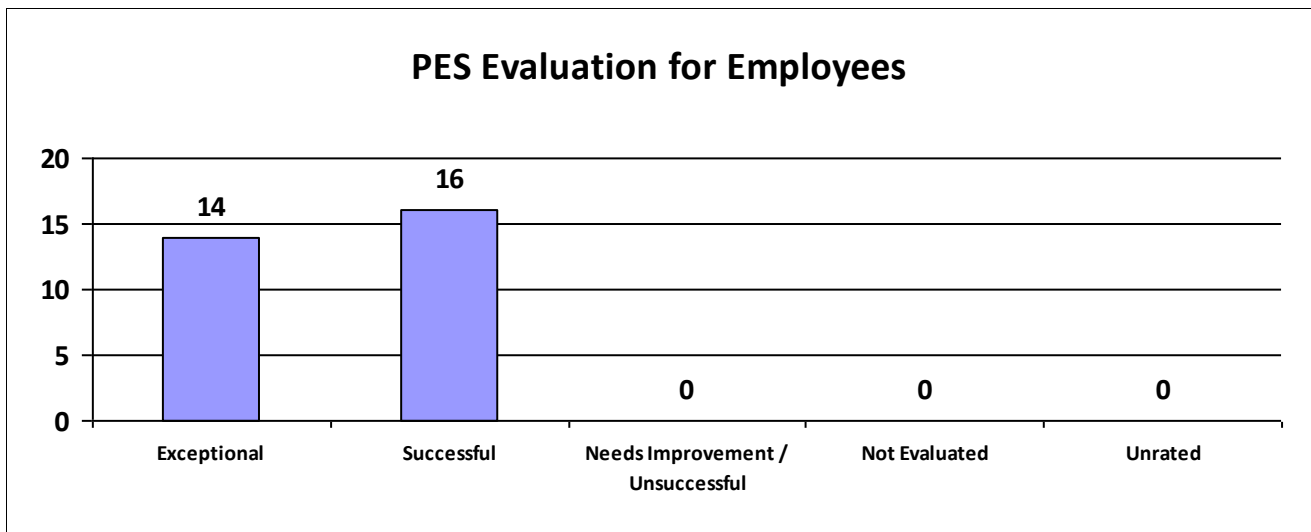
<b>Performance Year 07/01/2019 - 06/30/2020</b>	<b>Total # of Employees</b>	<b>Total %</b>
Number of employees that were rated	121	100%
Number of employees that were unrated	2	2%



**State of Louisiana**  
**STATE CIVIL SERVICE**  
*PES Annual Report - Fiscal Year 2019-2020*

**Agency: HED-Board of Regents**

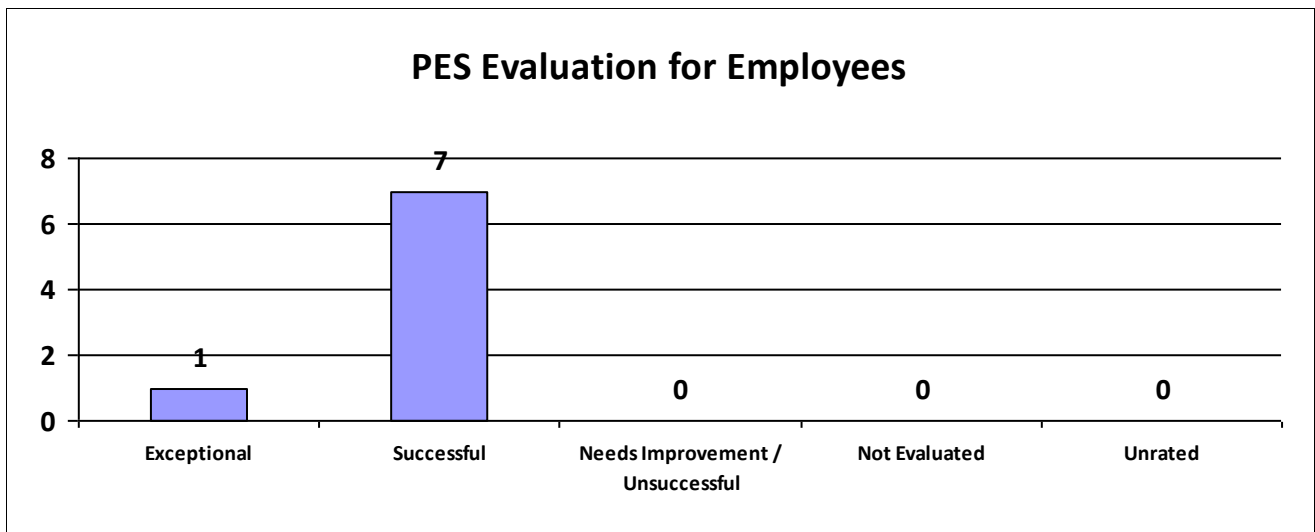
<b>Performance Year 07/01/2019 - 06/30/2020</b>	<b>Total # of Employees</b>	<b>Total %</b>
Number of employees that were rated	30	100%
Number of employees that were unrated	0	0%



Information contained within this report reflects unaudited data provided directly to the Louisiana Department of State Civil Service by each state agency. Inconsistencies found throughout the report may be attributed to personnel changes not properly reflected in the agency's human resources information system during the performance evaluation period.

**Agency: L.E.Fletcher Tech Comm College**

<b>Performance Year 07/01/2019 - 06/30/2020</b>	<b>Total # of Employees</b>	<b>Total %</b>
Number of employees that were rated	8	100%
Number of employees that were unrated	0	0%

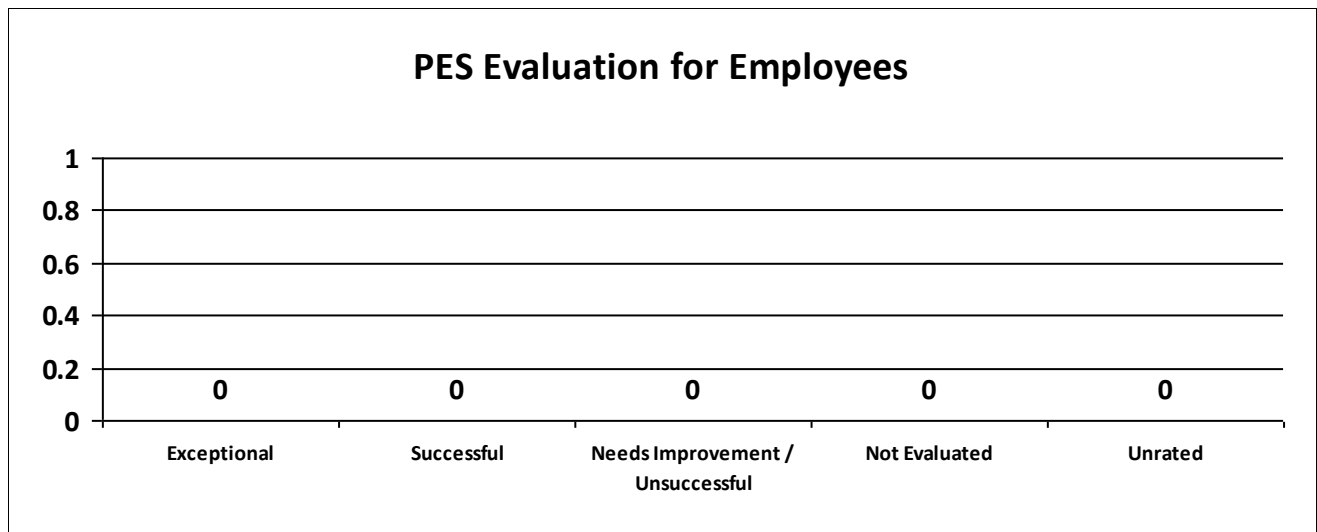




State of Louisiana  
STATE CIVIL SERVICE  
PES Annual Report - Fiscal Year 2019-2020

Agency: La Comm/Tech College BdSup-NP

Performance Year 07/01/2019 - 06/30/2020	Total # of Employees	Total %
Number of employees that were rated	0	0%
Number of employees that were unrated	0	0%

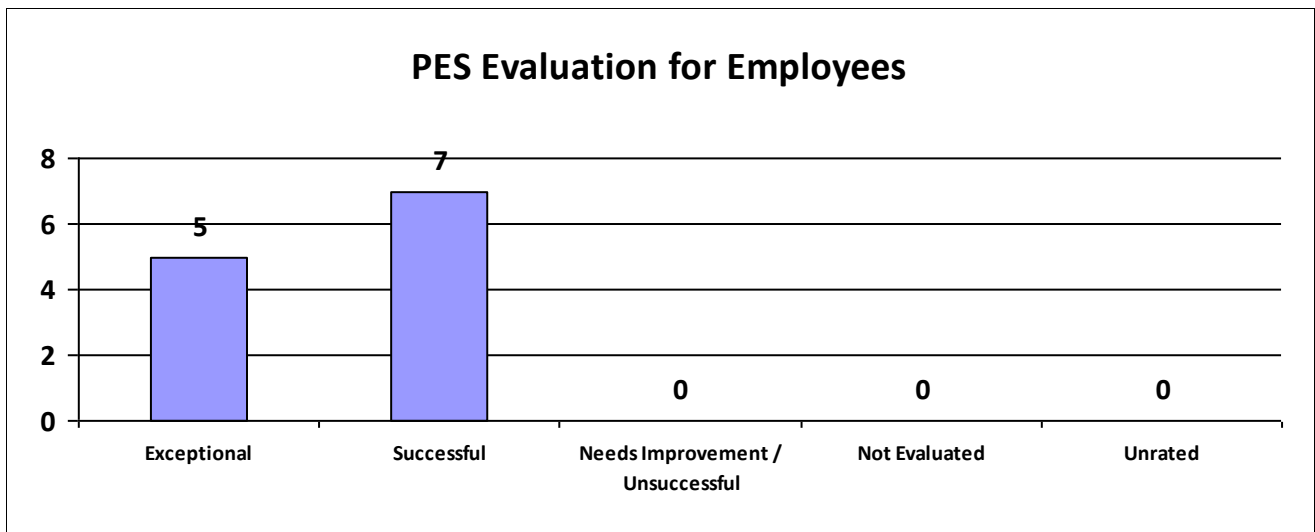


Information contained within this report reflects unaudited data provided directly to the Louisiana Department of State Civil Service by each state agency. Inconsistencies found throughout the report may be attributed to personnel changes not properly reflected in the agency's human resources information system during the performance evaluation period.



**Agency: La Delta Community College-NP**

<b>Performance Year 07/01/2019 - 06/30/2020</b>	<b>Total # of Employees</b>	<b>Total %</b>
Number of employees that were rated	12	100%
Number of employees that were unrated	0	0%

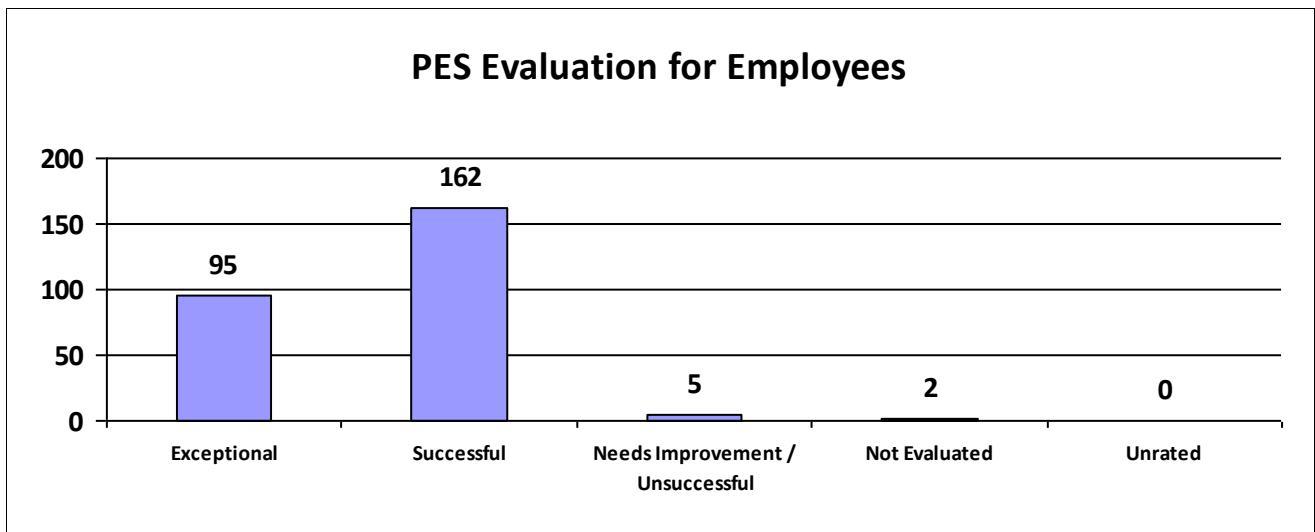




**State of Louisiana**  
**STATE CIVIL SERVICE**  
*PES Annual Report - Fiscal Year 2019-2020*

**Agency: La Tech University**

Performance Year 07/01/2019 - 06/30/2020	Total # of Employees	Total %
Number of employees that were rated	264	100%
Number of employees that were unrated	0	0%



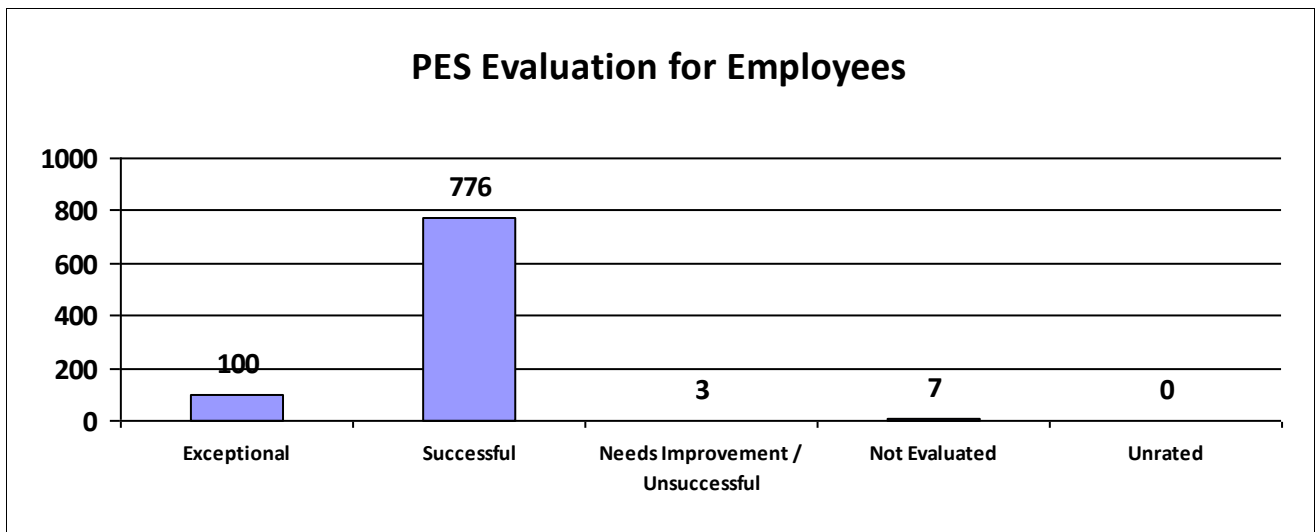
Information contained within this report reflects unaudited data provided directly to the Louisiana Department of State Civil Service by each state agency. Inconsistencies found throughout the report may be attributed to personnel changes not properly reflected in the agency's human resources information system during the performance evaluation period.



State of Louisiana  
STATE CIVIL SERVICE  
PES Annual Report - Fiscal Year 2019-2020

**Agency: LSU A & M College**

Performance Year 07/01/2019 - 06/30/2020	Total # of Employees	Total %
Number of employees that were rated	886	100%
Number of employees that were unrated	0	0%

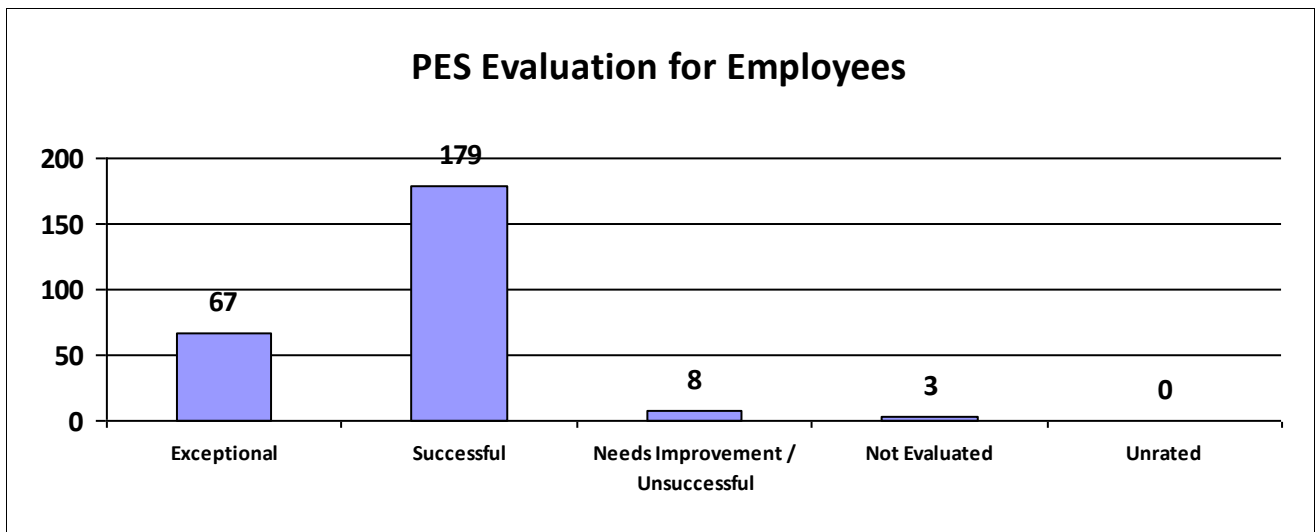


Information contained within this report reflects unaudited data provided directly to the Louisiana Department of State Civil Service by each state agency. Inconsistencies found throughout the report may be attributed to personnel changes not properly reflected in the agency's human resources information system during the performance evaluation period.

**State of Louisiana**  
**STATE CIVIL SERVICE**  
*PES Annual Report - Fiscal Year 2019-2020*

**Agency: LSU-Agriculture Center**

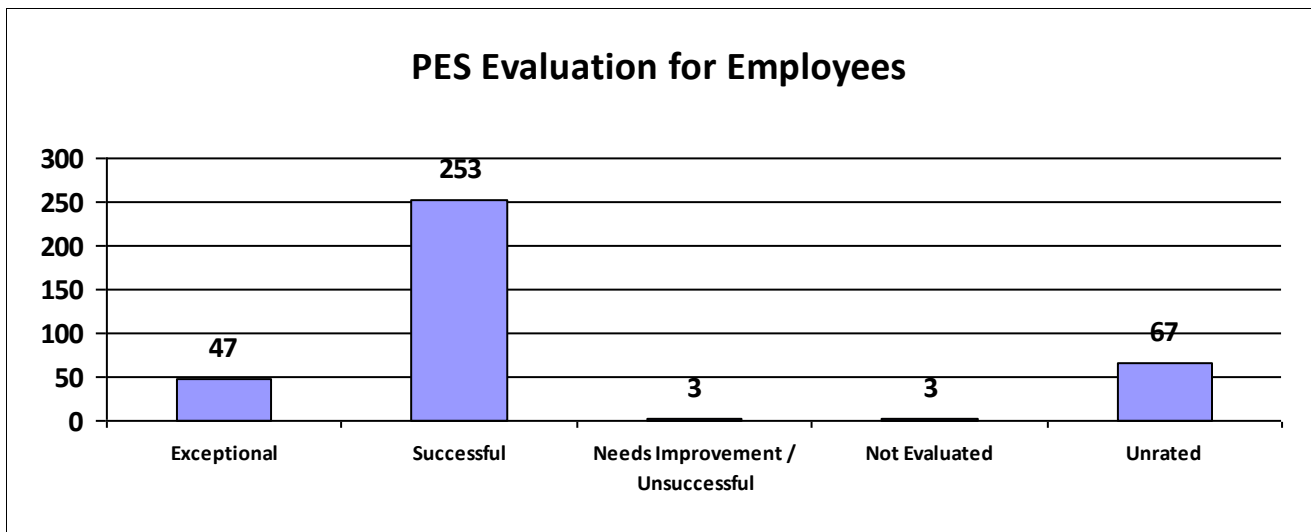
<b>Performance Year 07/01/2019 - 06/30/2020</b>	<b>Total # of Employees</b>	<b>Total %</b>
Number of employees that were rated	257	100%
Number of employees that were unrated	0	0%



Information contained within this report reflects unaudited data provided directly to the Louisiana Department of State Civil Service by each state agency. Inconsistencies found throughout the report may be attributed to personnel changes not properly reflected in the agency's human resources information system during the performance evaluation period.

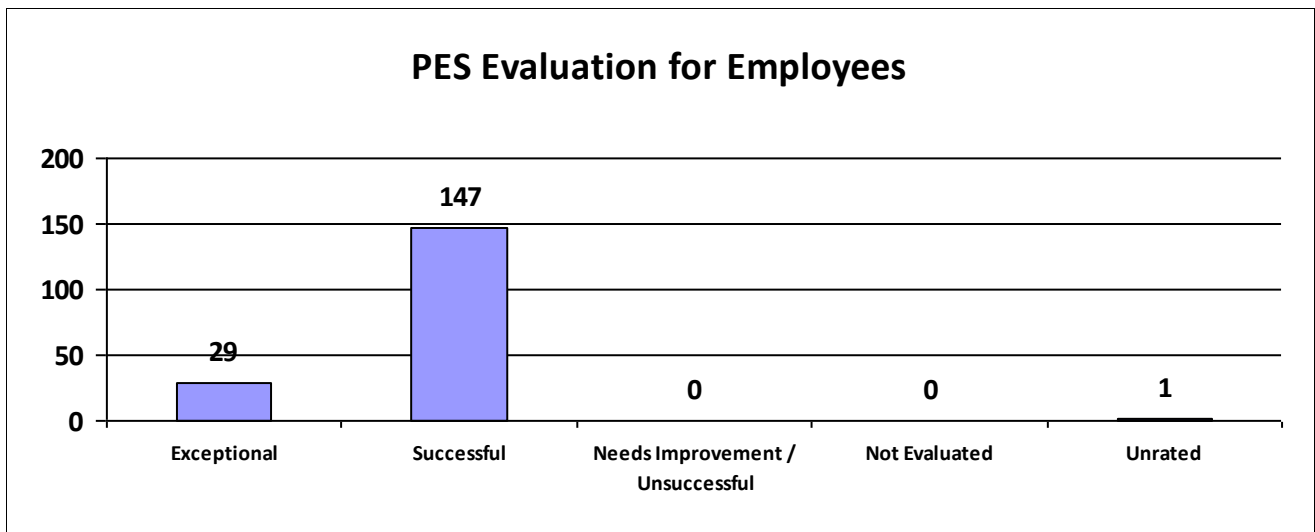
**Agency: LSU-Health Sciences Center NO**

<b>Performance Year 07/01/2019 - 06/30/2020</b>	<b>Total # of Employees</b>	<b>Total %</b>
Number of employees that were rated	306	100%
Number of employees that were unrated	67	22%



**Agency: LSU-Health Sciences Ctr Shreve**

<b>Performance Year 07/01/2019 - 06/30/2020</b>	<b>Total # of Employees</b>	<b>Total %</b>
Number of employees that were rated	176	100%
Number of employees that were unrated	1	1%

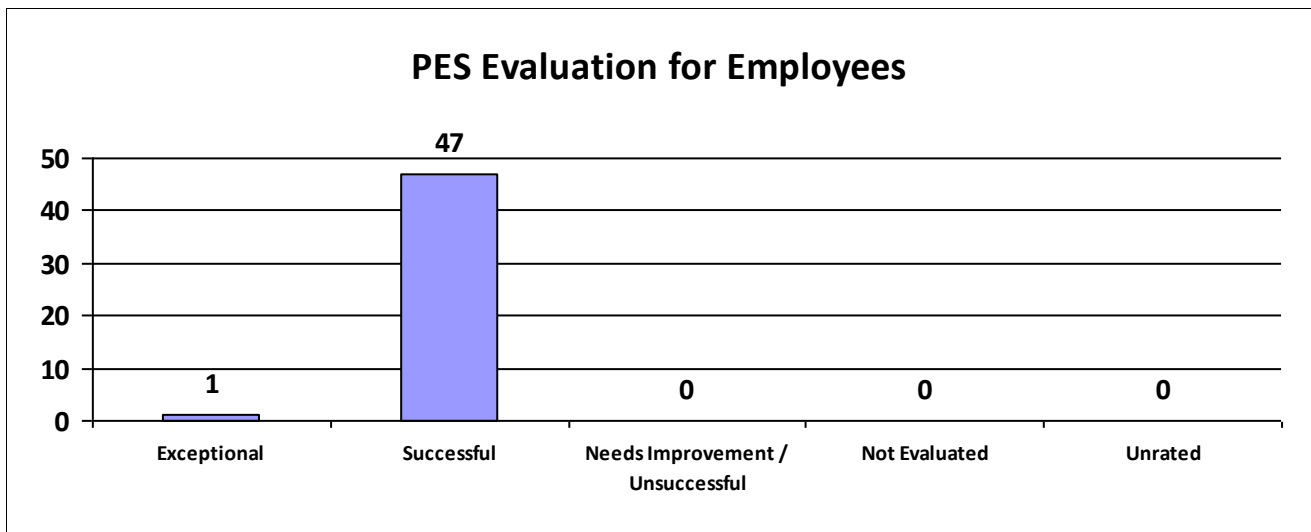




**State of Louisiana**  
**STATE CIVIL SERVICE**  
*PES Annual Report - Fiscal Year 2019-2020*

**Agency: LSU-Pennington Biomedical Res**

Performance Year 07/01/2019 - 06/30/2020	Total # of Employees	Total %
Number of employees that were rated	48	100%
Number of employees that were unrated	0	0%

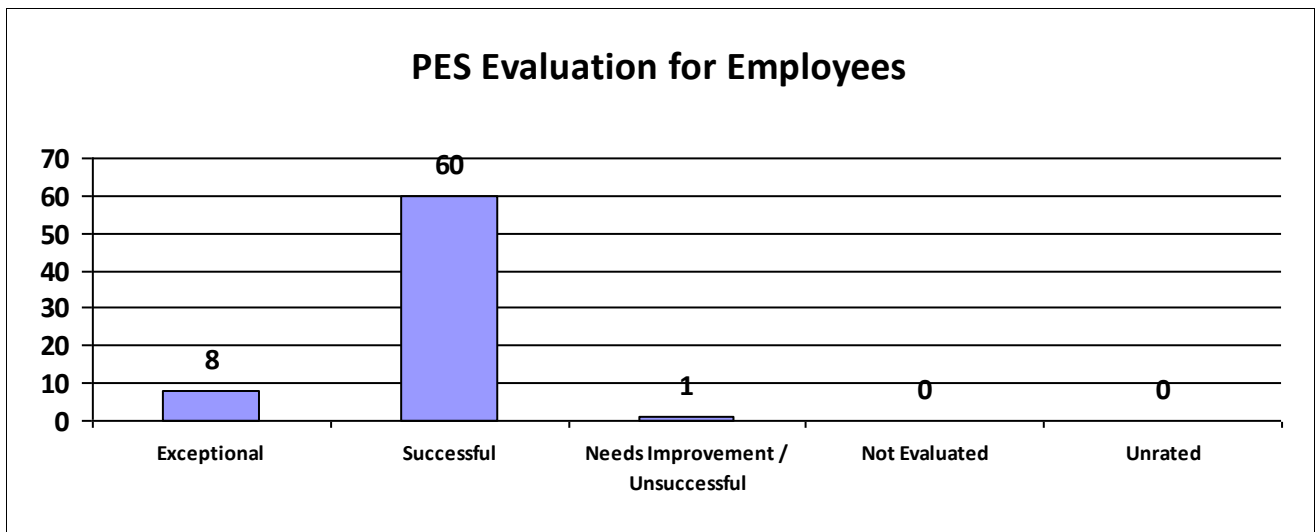


Information contained within this report reflects unaudited data provided directly to the Louisiana Department of State Civil Service by each state agency. Inconsistencies found throughout the report may be attributed to personnel changes not properly reflected in the agency's human resources information system during the performance evaluation period.

**State of Louisiana**  
**STATE CIVIL SERVICE**  
*PES Annual Report - Fiscal Year 2019-2020*

**Agency: LSU-Shreveport**

<b>Performance Year 07/01/2019 - 06/30/2020</b>	<b>Total # of Employees</b>	<b>Total %</b>
Number of employees that were rated	69	100%
Number of employees that were unrated	0	0%



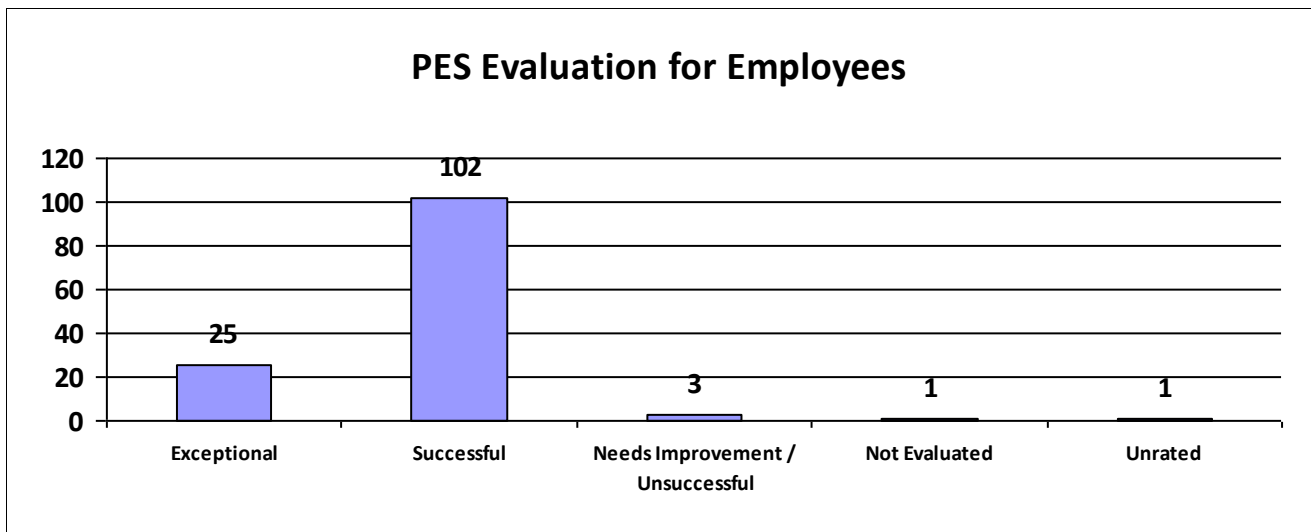
Information contained within this report reflects unaudited data provided directly to the Louisiana Department of State Civil Service by each state agency. Inconsistencies found throughout the report may be attributed to personnel changes not properly reflected in the agency's human resources information system during the performance evaluation period.



**State of Louisiana**  
**STATE CIVIL SERVICE**  
*PES Annual Report - Fiscal Year 2019-2020*

**Agency: McNeese State University**

<b>Performance Year 07/01/2019 - 06/30/2020</b>	<b>Total # of Employees</b>	<b>Total %</b>
Number of employees that were rated	131	100%
Number of employees that were unrated	1	1%

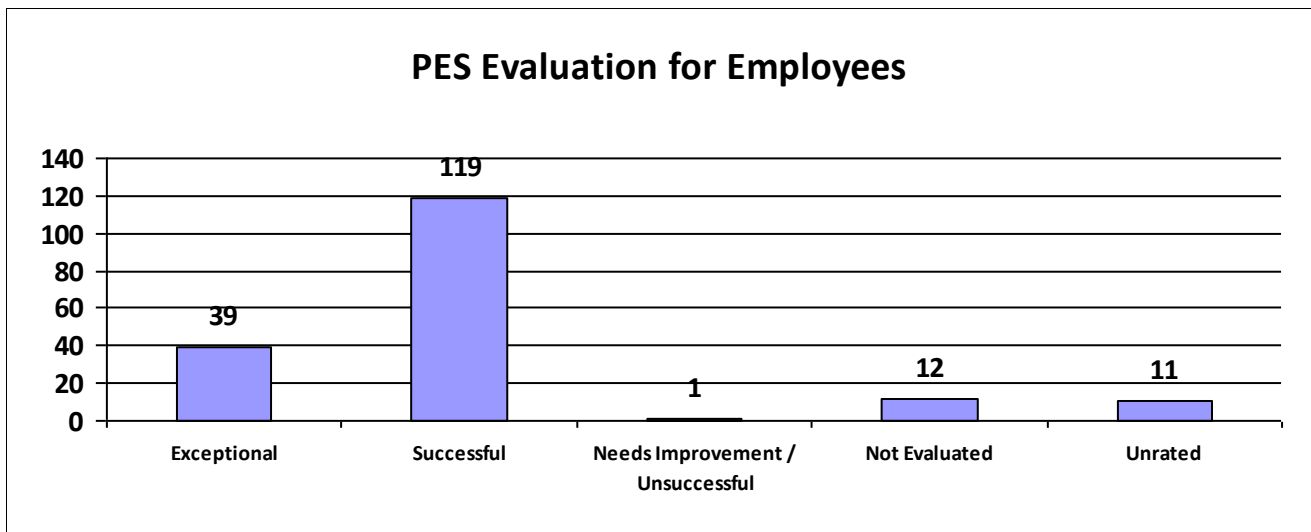


Information contained within this report reflects unaudited data provided directly to the Louisiana Department of State Civil Service by each state agency. Inconsistencies found throughout the report may be attributed to personnel changes not properly reflected in the agency's human resources information system during the performance evaluation period.

**State of Louisiana**  
**STATE CIVIL SERVICE**  
*PES Annual Report - Fiscal Year 2019-2020*

**Agency: Nicholls State University**

<b>Performance Year 07/01/2019 - 06/30/2020</b>	<b>Total # of Employees</b>	<b>Total %</b>
Number of employees that were rated	171	100%
Number of employees that were unrated	11	6%



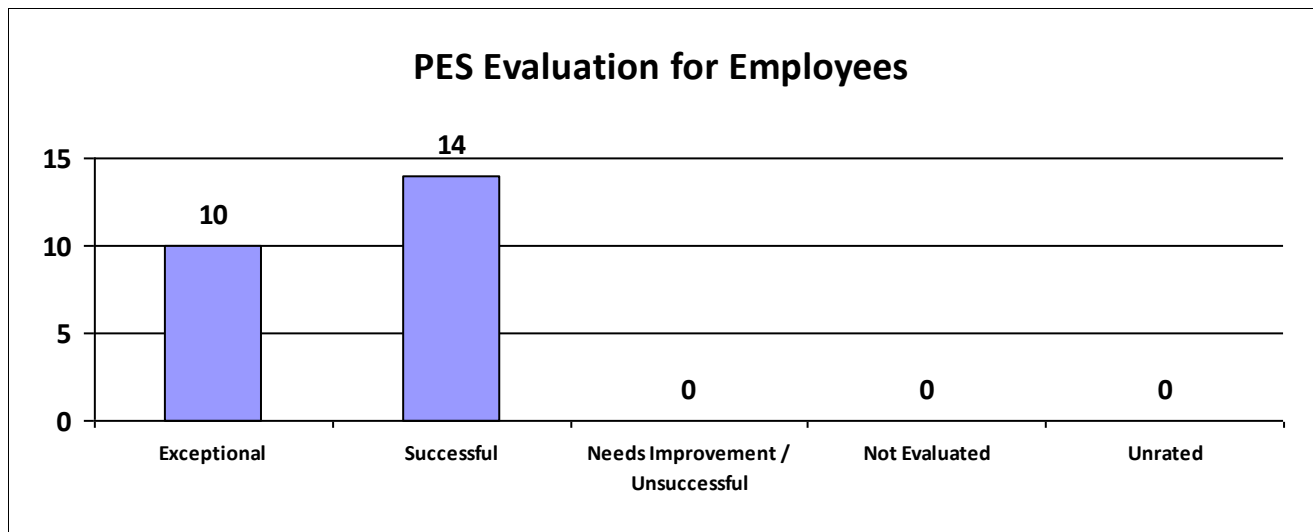
Information contained within this report reflects unaudited data provided directly to the Louisiana Department of State Civil Service by each state agency. Inconsistencies found throughout the report may be attributed to personnel changes not properly reflected in the agency's human resources information system during the performance evaluation period.



State of Louisiana  
STATE CIVIL SERVICE  
PES Annual Report - Fiscal Year 2019-2020

Agency: Northshore Tech Comm College

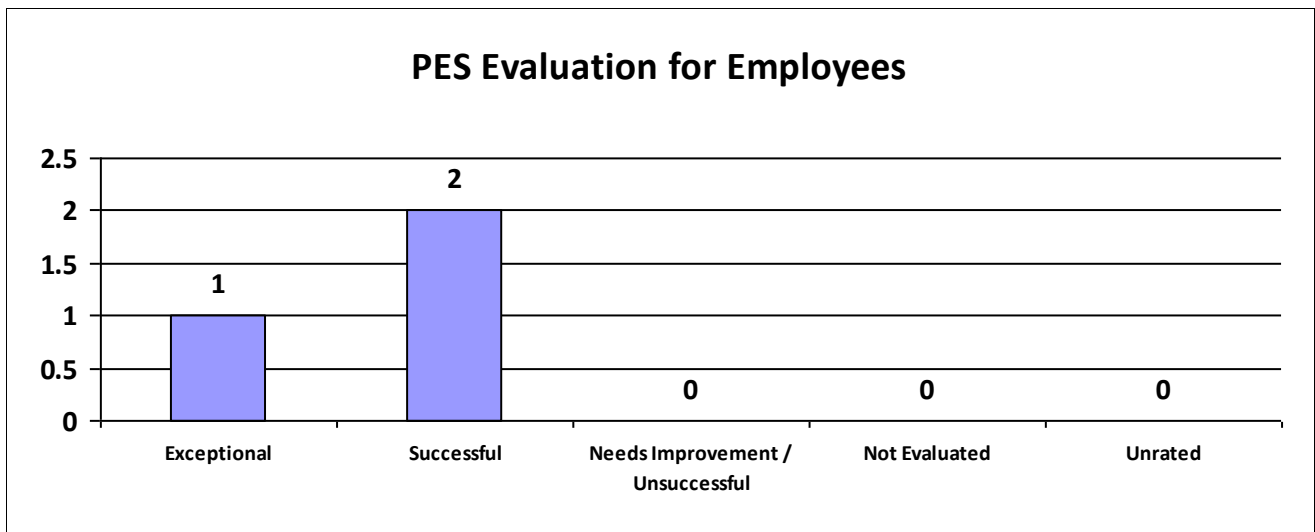
Performance Year 07/01/2019 - 06/30/2020	Total # of Employees	Total %
Number of employees that were rated	24	100%
Number of employees that were unrated	0	0%



Information contained within this report reflects unaudited data provided directly to the Louisiana Department of State Civil Service by each state agency. Inconsistencies found throughout the report may be attributed to personnel changes not properly reflected in the agency's human resources information system during the performance evaluation period.

**Agency: Northwest LA Tech Comm College**

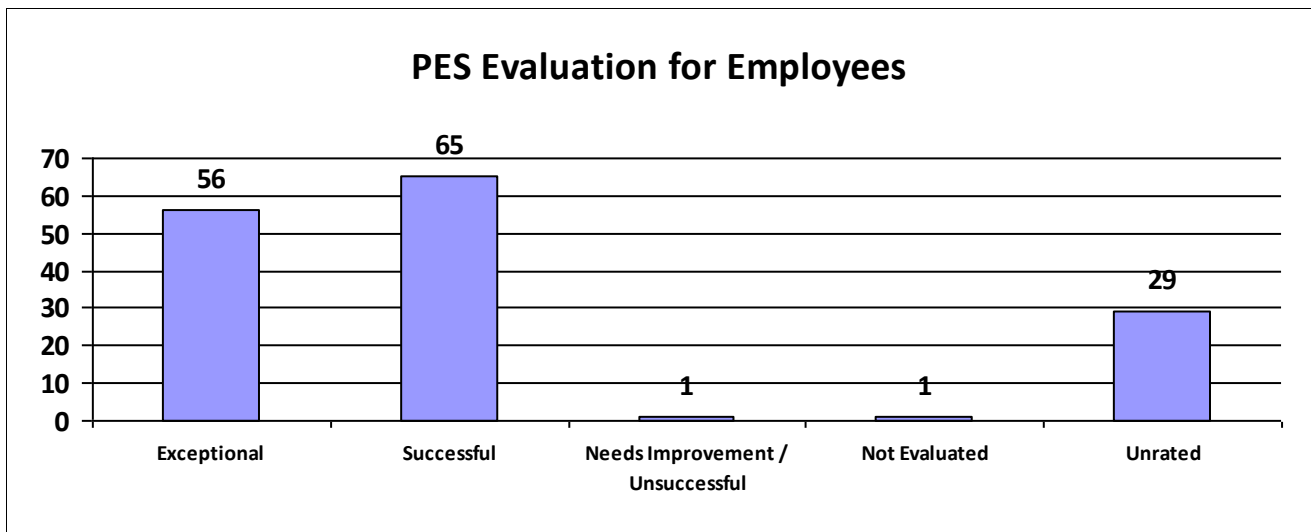
<b>Performance Year 07/01/2019 - 06/30/2020</b>	<b>Total # of Employees</b>	<b>Total %</b>
Number of employees that were rated	3	100%
Number of employees that were unrated	0	0%



**State of Louisiana**  
**STATE CIVIL SERVICE**  
*PES Annual Report - Fiscal Year 2019-2020*

**Agency: Northwestern State University**

<b>Performance Year 07/01/2019 - 06/30/2020</b>	<b>Total # of Employees</b>	<b>Total %</b>
Number of employees that were rated	123	100%
Number of employees that were unrated	29	24%



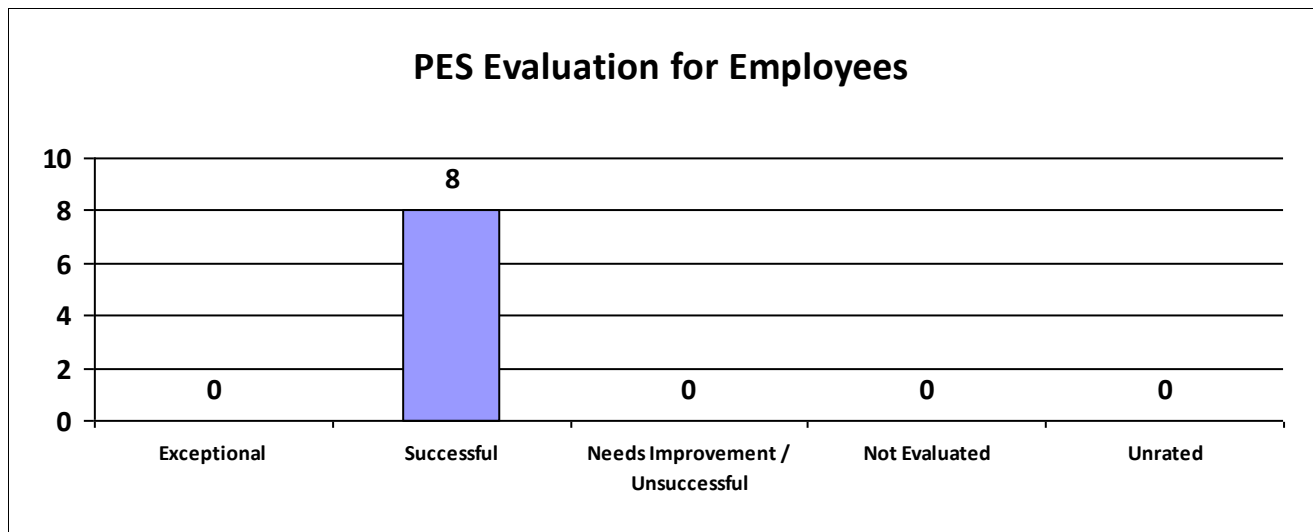
Information contained within this report reflects unaudited data provided directly to the Louisiana Department of State Civil Service by each state agency. Inconsistencies found throughout the report may be attributed to personnel changes not properly reflected in the agency's human resources information system during the performance evaluation period.



**State of Louisiana**  
**STATE CIVIL SERVICE**  
*PES Annual Report - Fiscal Year 2019-2020*

**Agency: Nunez Community College**

<b>Performance Year 07/01/2019 - 06/30/2020</b>	<b>Total # of Employees</b>	<b>Total %</b>
Number of employees that were rated	8	100%
Number of employees that were unrated	0	0%



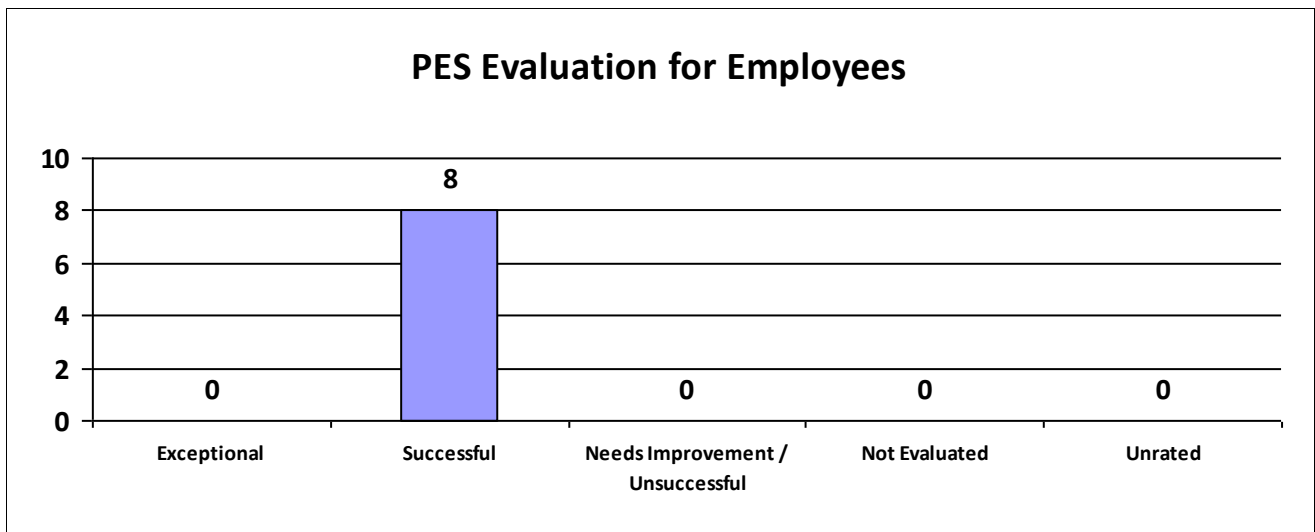
Information contained within this report reflects unaudited data provided directly to the Louisiana Department of State Civil Service by each state agency. Inconsistencies found throughout the report may be attributed to personnel changes not properly reflected in the agency's human resources information system during the performance evaluation period.



State of Louisiana  
STATE CIVIL SERVICE  
PES Annual Report - Fiscal Year 2019-2020

Agency: River Parish Comm College-NP

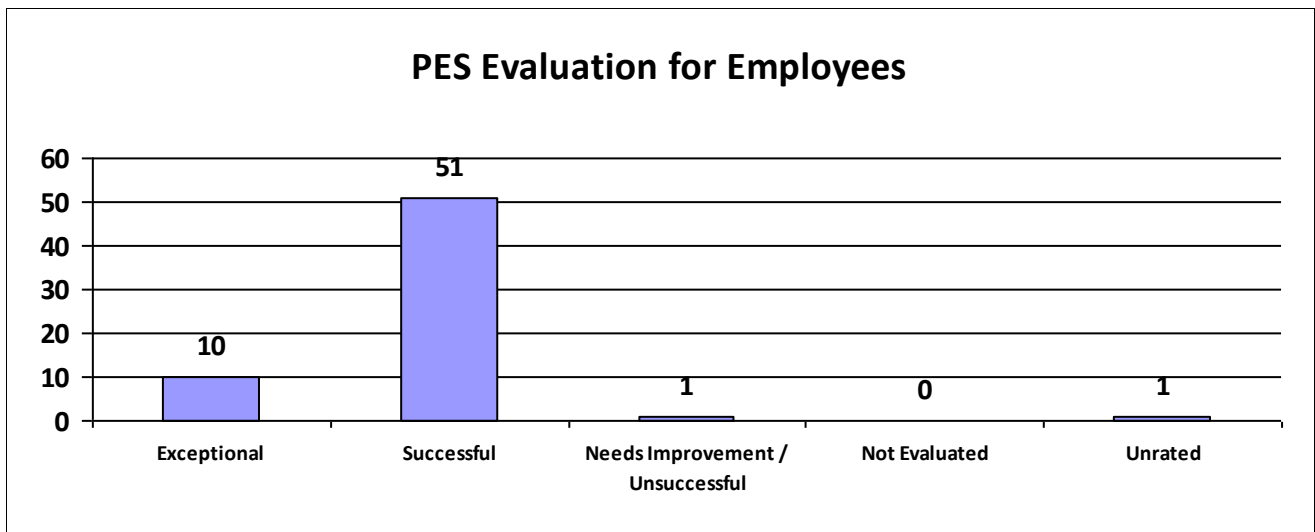
Performance Year 07/01/2019 - 06/30/2020	Total # of Employees	Total %
Number of employees that were rated	8	100%
Number of employees that were unrated	0	0%



Information contained within this report reflects unaudited data provided directly to the Louisiana Department of State Civil Service by each state agency. Inconsistencies found throughout the report may be attributed to personnel changes not properly reflected in the agency's human resources information system during the performance evaluation period.

**Agency: South La Community College-NP**

<b>Performance Year 07/01/2019 - 06/30/2020</b>	<b>Total # of Employees</b>	<b>Total %</b>
Number of employees that were rated	62	100%
Number of employees that were unrated	1	2%



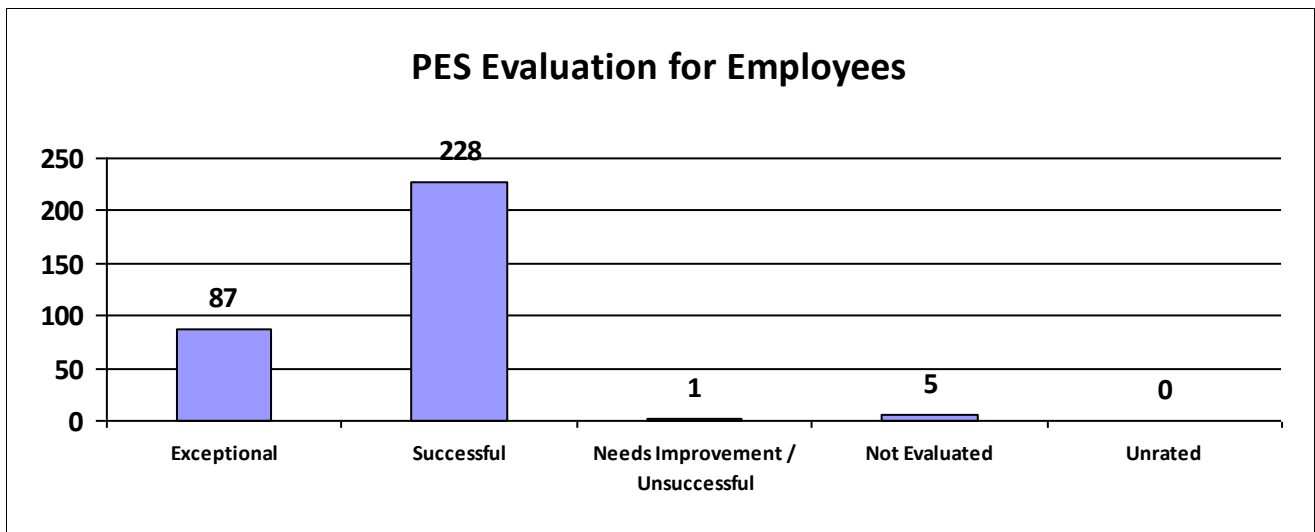
Information contained within this report reflects unaudited data provided directly to the Louisiana Department of State Civil Service by each state agency. Inconsistencies found throughout the report may be attributed to personnel changes not properly reflected in the agency's human resources information system during the performance evaluation period.



**State of Louisiana**  
**STATE CIVIL SERVICE**  
*PES Annual Report - Fiscal Year 2019-2020*

**Agency: Southeastern La University**

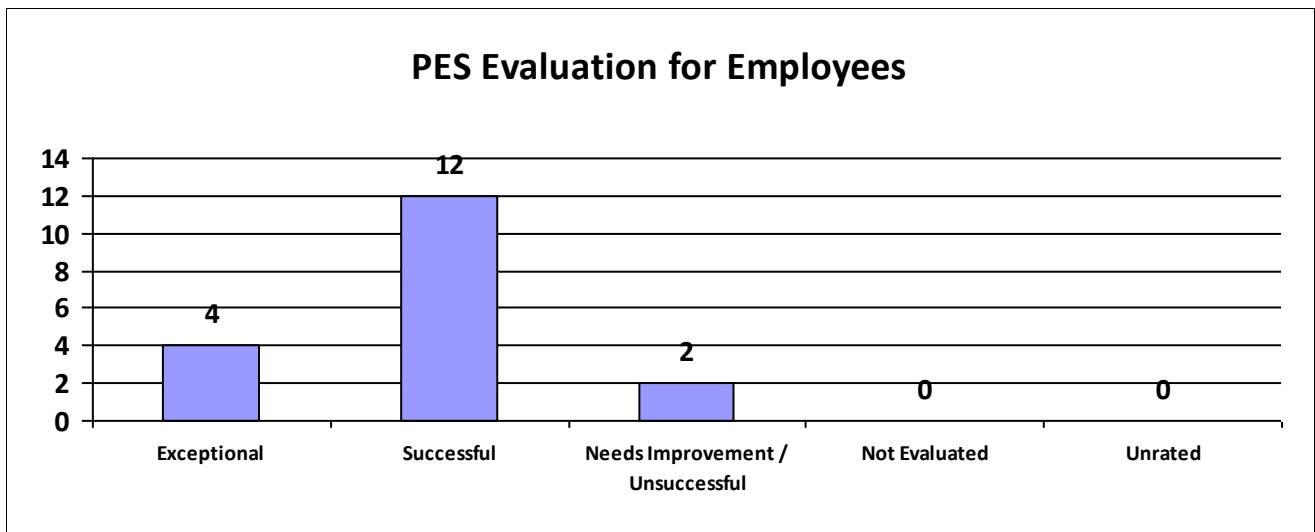
<b>Performance Year 07/01/2019 - 06/30/2020</b>	<b>Total # of Employees</b>	<b>Total %</b>
Number of employees that were rated	321	100%
Number of employees that were unrated	0	0%



Information contained within this report reflects unaudited data provided directly to the Louisiana Department of State Civil Service by each state agency. Inconsistencies found throughout the report may be attributed to personnel changes not properly reflected in the agency's human resources information system during the performance evaluation period.

**Agency: Sowela Tech Comm College**

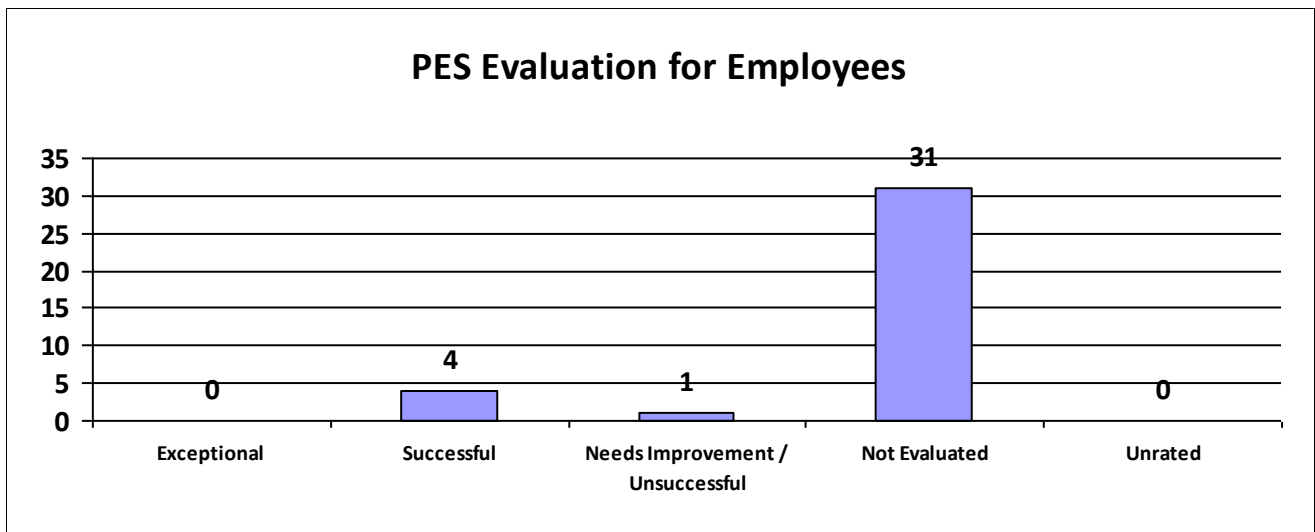
<b>Performance Year 07/01/2019 - 06/30/2020</b>	<b>Total # of Employees</b>	<b>Total %</b>
Number of employees that were rated	18	100%
Number of employees that were unrated	0	0%



**State of Louisiana**  
**STATE CIVIL SERVICE**  
*PES Annual Report - Fiscal Year 2019-2020*

**Agency: SU Shreveport**

<b>Performance Year 07/01/2019 - 06/30/2020</b>	<b>Total # of Employees</b>	<b>Total %</b>
Number of employees that were rated	36	100%
Number of employees that were unrated	0	0%



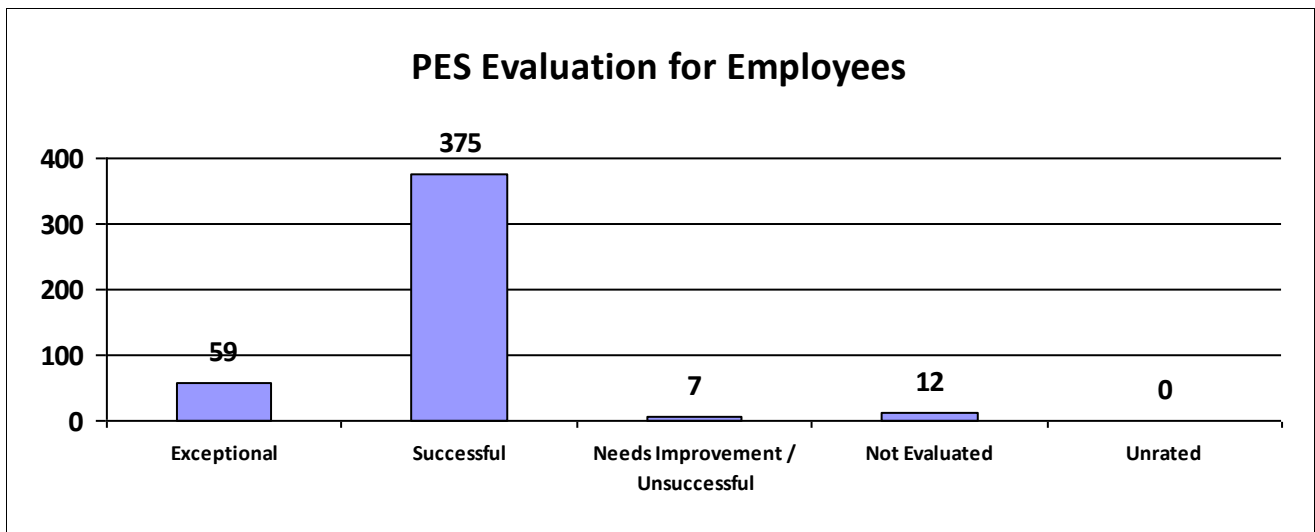
Information contained within this report reflects unaudited data provided directly to the Louisiana Department of State Civil Service by each state agency. Inconsistencies found throughout the report may be attributed to personnel changes not properly reflected in the agency's human resources information system during the performance evaluation period.



State of Louisiana  
STATE CIVIL SERVICE  
PES Annual Report - Fiscal Year 2019-2020

Agency: University of La-Lafayette

Performance Year 07/01/2019 - 06/30/2020	Total # of Employees	Total %
Number of employees that were rated	453	100%
Number of employees that were unrated	0	0%



Information contained within this report reflects unaudited data provided directly to the Louisiana Department of State Civil Service by each state agency. Inconsistencies found throughout the report may be attributed to personnel changes not properly reflected in the agency's human resources information system during the performance evaluation period.



State of Louisiana

STATE CIVIL SERVICE

*PES Annual Report - Fiscal Year 2019-2020*

**Major Department: HOUSING AUTHORITIES**

<b>Performance Year 07/01/2019 - 06/30/2020</b>	<b>Total # of Employees</b>	<b>Total %</b>
Number of employees that were rated	220	100%
Number of employees that were unrated	3	1.36%
Number of employees that were rated Exceptional	20	9%
Number of employees that were rated Successful	193	87.73%
Number of employees that were rated Needs Improvement / Unsuccessful	4	2%
Number of employees that were rated Not Evaluated	3	1.36%
Number of employees that were rated Unrated	3	1%

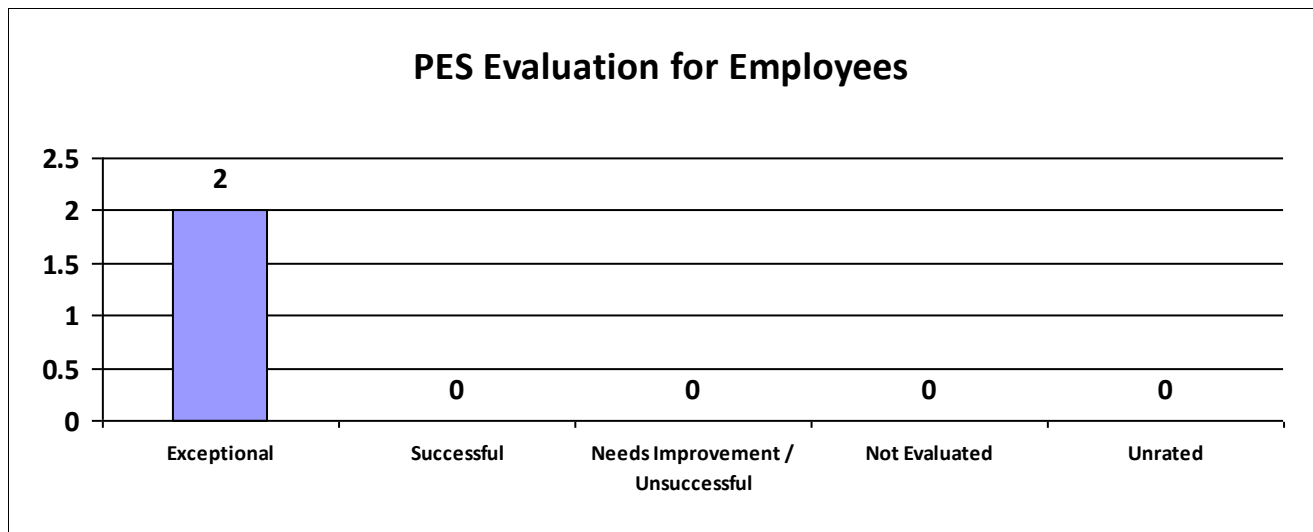
Information contained within this report reflects unaudited data provided directly to the Louisiana Department of State Civil Service by each state agency. Inconsistencies found throughout the report may be attributed to personnel changes not properly reflected in the agency's human resources information system during the performance evaluation period.



State of Louisiana  
STATE CIVIL SERVICE  
PES Annual Report - Fiscal Year 2019-2020

Agency: Abbeville Housing Authority

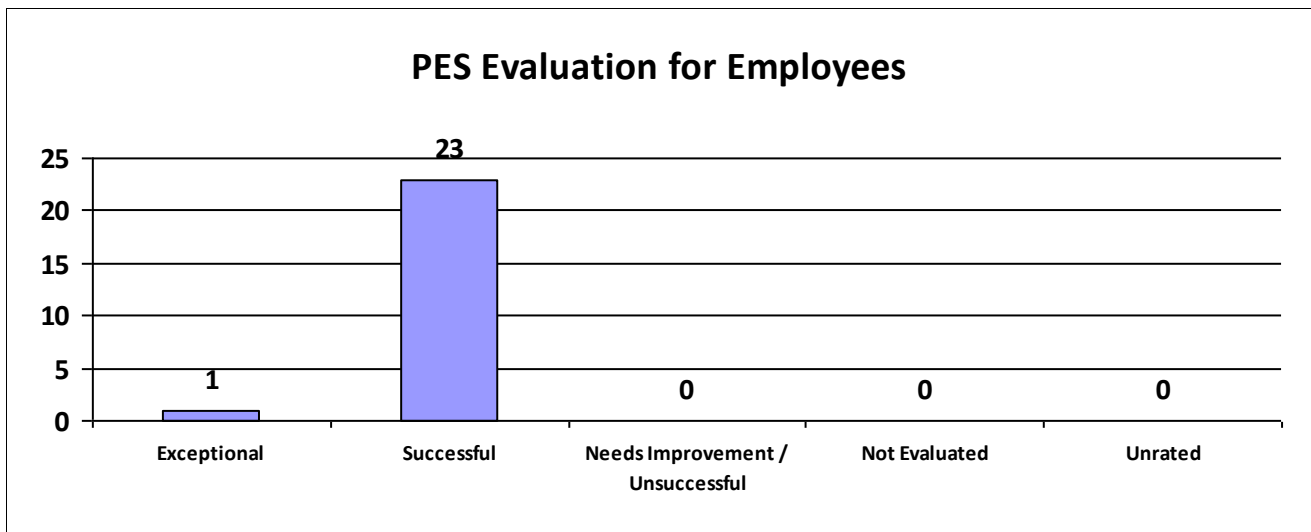
Performance Year 07/01/2019 - 06/30/2020	Total # of Employees	Total %
Number of employees that were rated	2	100%
Number of employees that were unrated	0	0%



Information contained within this report reflects unaudited data provided directly to the Louisiana Department of State Civil Service by each state agency. Inconsistencies found throughout the report may be attributed to personnel changes not properly reflected in the agency's human resources information system during the performance evaluation period.

**Agency: Alexandria Housing Authority**

<b>Performance Year 07/01/2019 - 06/30/2020</b>	<b>Total # of Employees</b>	<b>Total %</b>
Number of employees that were rated	24	100%
Number of employees that were unrated	0	0%

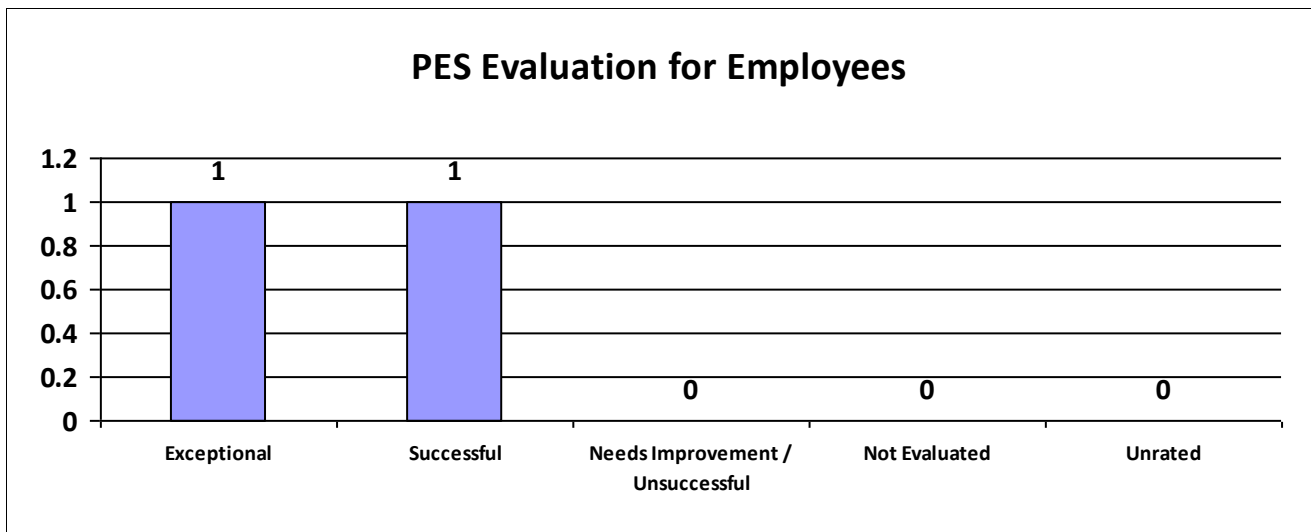


Information contained within this report reflects unaudited data provided directly to the Louisiana Department of State Civil Service by each state agency. Inconsistencies found throughout the report may be attributed to personnel changes not properly reflected in the agency's human resources information system during the performance evaluation period.

**State of Louisiana**  
**STATE CIVIL SERVICE**  
*PES Annual Report - Fiscal Year 2019-2020*

**Agency: Berwick Housing Authority**

<b>Performance Year 07/01/2019 - 06/30/2020</b>	<b>Total # of Employees</b>	<b>Total %</b>
Number of employees that were rated	2	100%
Number of employees that were unrated	0	0%



Information contained within this report reflects unaudited data provided directly to the Louisiana Department of State Civil Service by each state agency. Inconsistencies found throughout the report may be attributed to personnel changes not properly reflected in the agency's human resources information system during the performance evaluation period.

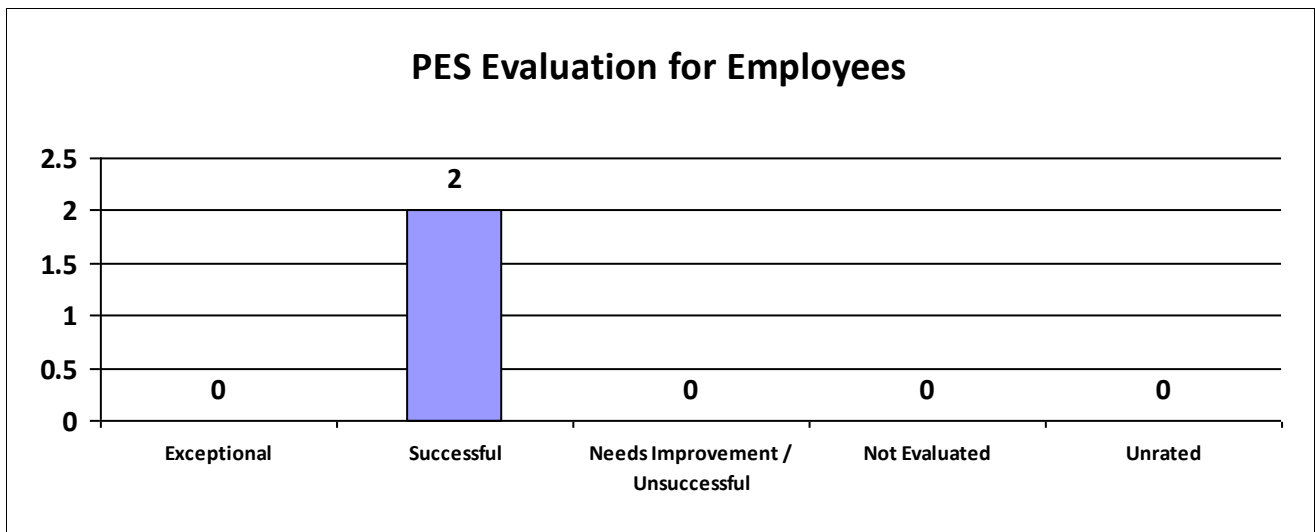




**State of Louisiana**  
**STATE CIVIL SERVICE**  
*PES Annual Report - Fiscal Year 2019-2020*

**Agency: Bogalusa Housing Authority**

Performance Year 07/01/2019 - 06/30/2020	Total # of Employees	Total %
Number of employees that were rated	2	100%
Number of employees that were unrated	0	0%



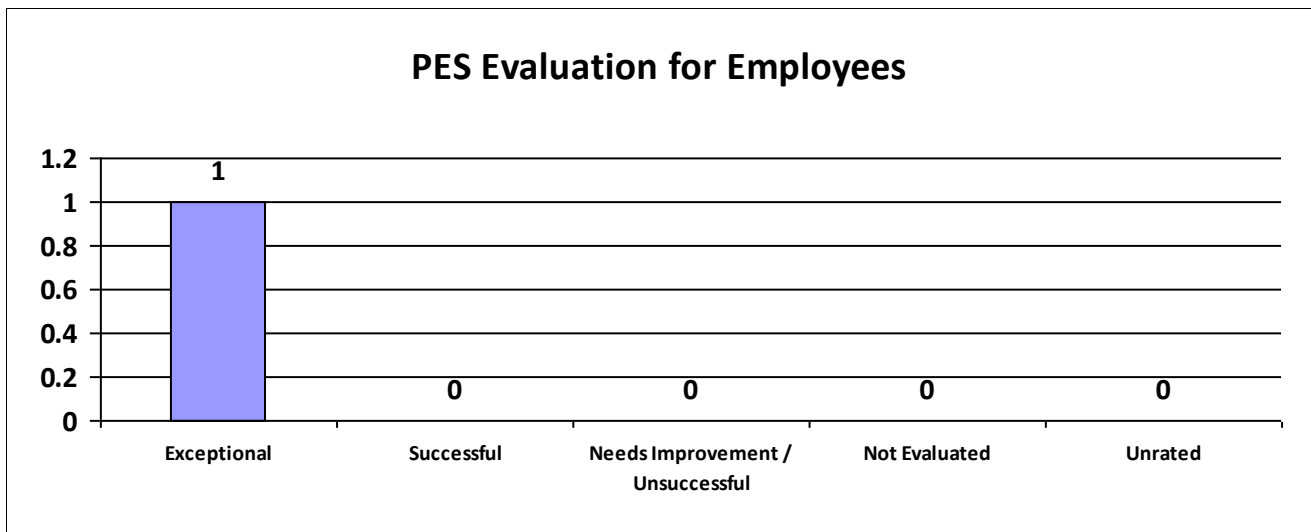
Information contained within this report reflects unaudited data provided directly to the Louisiana Department of State Civil Service by each state agency. Inconsistencies found throughout the report may be attributed to personnel changes not properly reflected in the agency's human resources information system during the performance evaluation period.



State of Louisiana  
STATE CIVIL SERVICE  
PES Annual Report - Fiscal Year 2019-2020

**Agency: Breaux Bridge Housing Authority**

Performance Year 07/01/2019 - 06/30/2020	Total # of Employees	Total %
Number of employees that were rated	1	100%
Number of employees that were unrated	0	0%



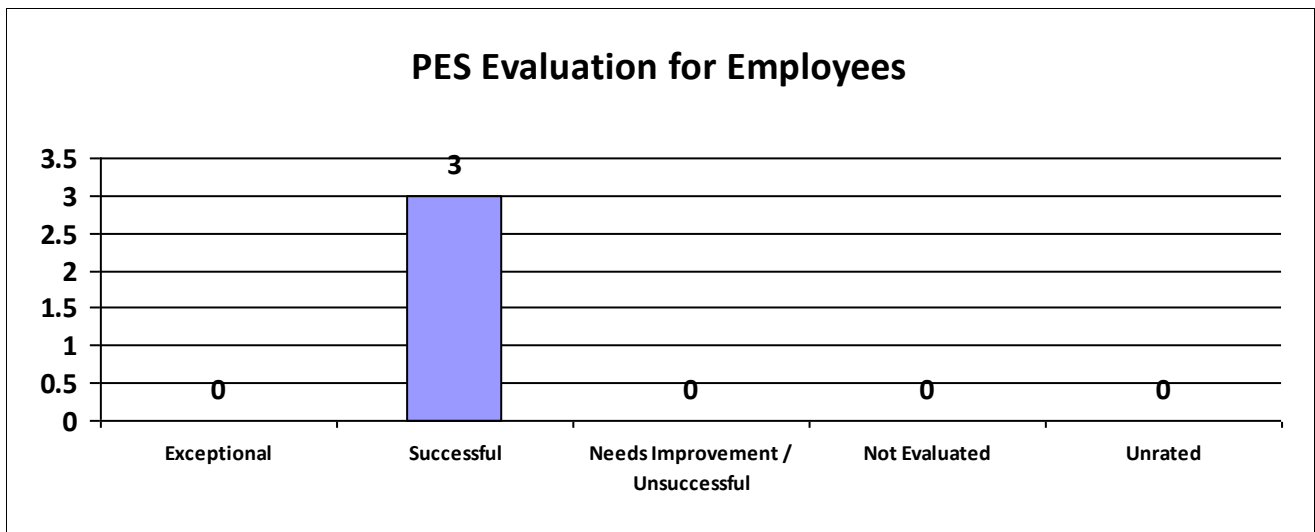
Information contained within this report reflects unaudited data provided directly to the Louisiana Department of State Civil Service by each state agency. Inconsistencies found throughout the report may be attributed to personnel changes not properly reflected in the agency's human resources information system during the performance evaluation period.



State of Louisiana  
STATE CIVIL SERVICE  
PES Annual Report - Fiscal Year 2019-2020

**Agency: Bunkie Housing Authority**

Performance Year 07/01/2019 - 06/30/2020	Total # of Employees	Total %
Number of employees that were rated	3	100%
Number of employees that were unrated	0	0%

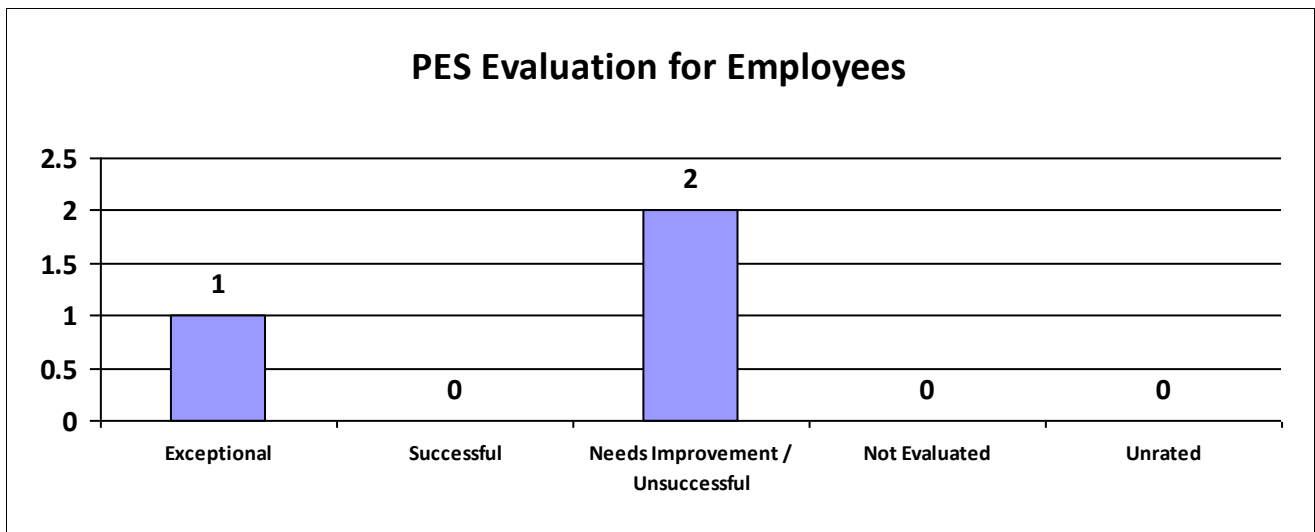


Information contained within this report reflects unaudited data provided directly to the Louisiana Department of State Civil Service by each state agency. Inconsistencies found throughout the report may be attributed to personnel changes not properly reflected in the agency's human resources information system during the performance evaluation period.

**State of Louisiana**  
**STATE CIVIL SERVICE**  
*PES Annual Report - Fiscal Year 2019-2020*

**Agency: Church Point Housing Authority**

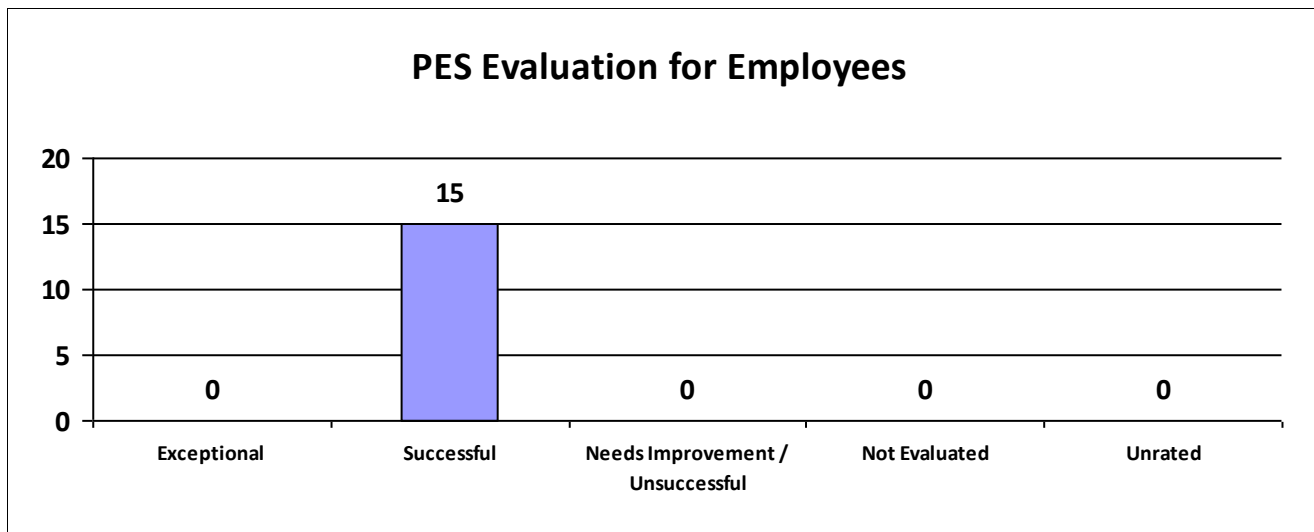
<b>Performance Year 07/01/2019 - 06/30/2020</b>	<b>Total # of Employees</b>	<b>Total %</b>
Number of employees that were rated	3	100%
Number of employees that were unrated	0	0%



**State of Louisiana**  
**STATE CIVIL SERVICE**  
*PES Annual Report - Fiscal Year 2019-2020*

**Agency: City of Natchitoches Housing Authority**

<b>Performance Year 07/01/2019 - 06/30/2020</b>	<b>Total # of Employees</b>	<b>Total %</b>
Number of employees that were rated	15	100%
Number of employees that were unrated	0	0%



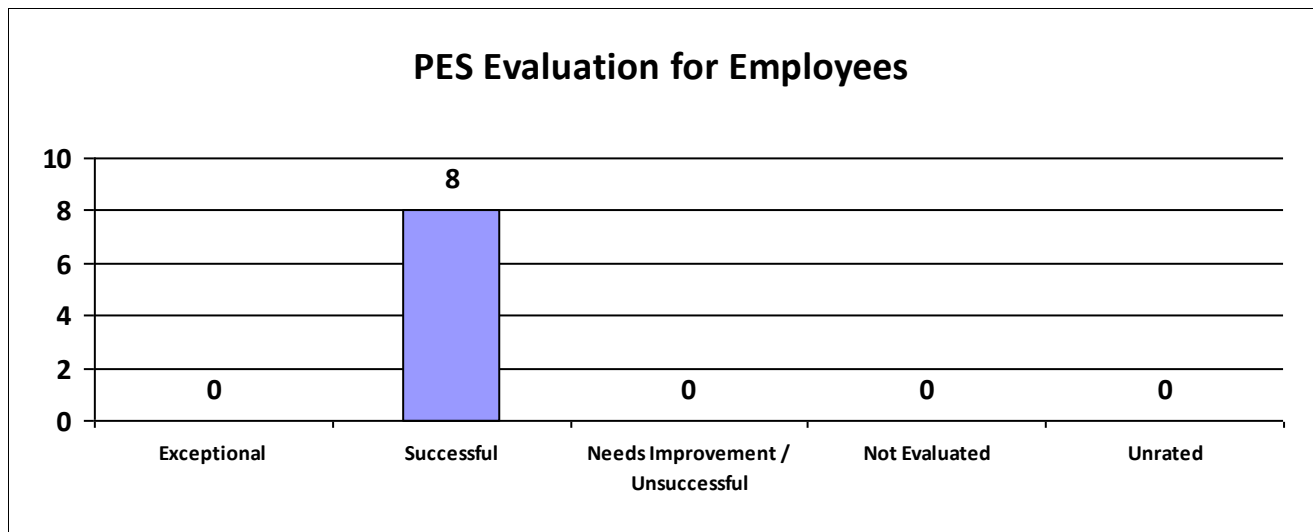
Information contained within this report reflects unaudited data provided directly to the Louisiana Department of State Civil Service by each state agency. Inconsistencies found throughout the report may be attributed to personnel changes not properly reflected in the agency's human resources information system during the performance evaluation period.



**State of Louisiana**  
**STATE CIVIL SERVICE**  
*PES Annual Report - Fiscal Year 2019-2020*

**Agency: Crowley Housing Authority**

Performance Year 07/01/2019 - 06/30/2020	Total # of Employees	Total %
Number of employees that were rated	8	100%
Number of employees that were unrated	0	0%



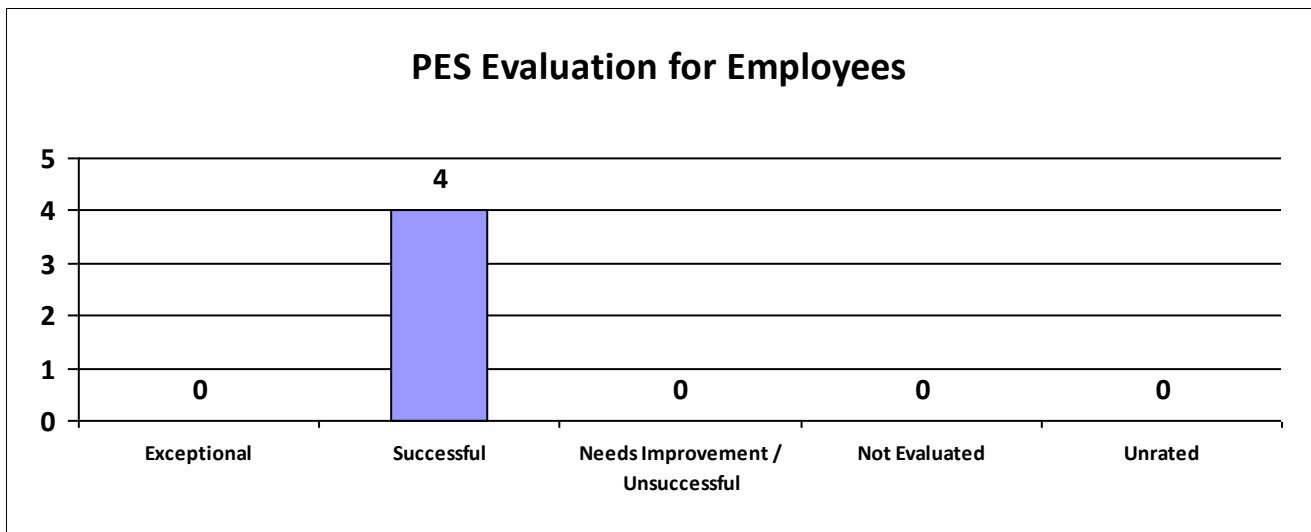
Information contained within this report reflects unaudited data provided directly to the Louisiana Department of State Civil Service by each state agency. Inconsistencies found throughout the report may be attributed to personnel changes not properly reflected in the agency's human resources information system during the performance evaluation period.



State of Louisiana  
STATE CIVIL SERVICE  
*PES Annual Report - Fiscal Year 2019-2020*

**Agency: Donaldsonville Housing Authority**

Performance Year 07/01/2019 - 06/30/2020	Total # of Employees	Total %
Number of employees that were rated	4	100%
Number of employees that were unrated	0	0%



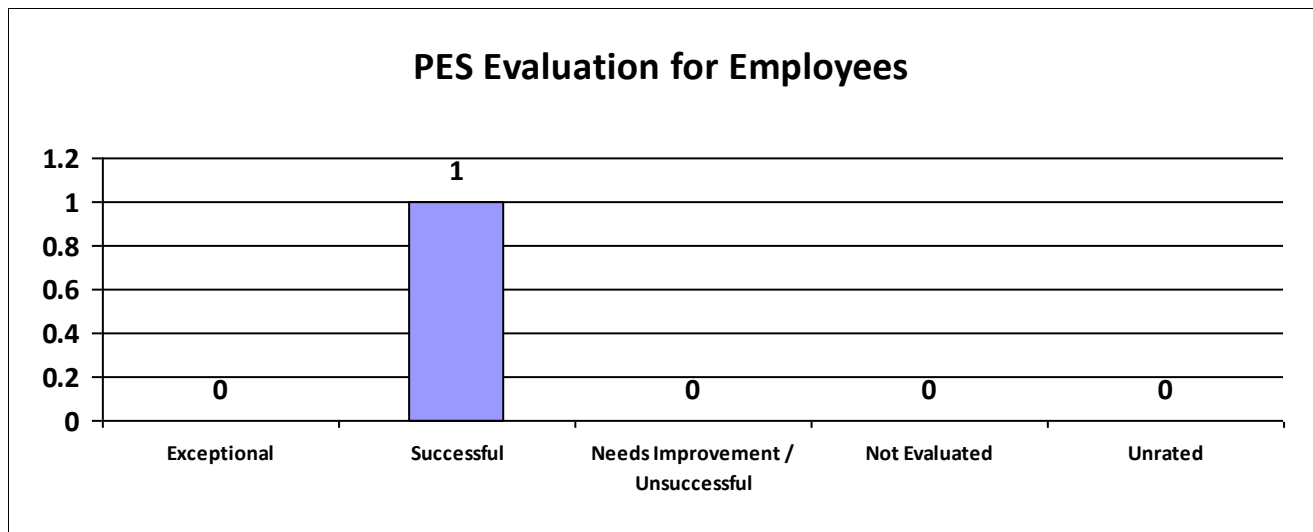
Information contained within this report reflects unaudited data provided directly to the Louisiana Department of State Civil Service by each state agency. Inconsistencies found throughout the report may be attributed to personnel changes not properly reflected in the agency's human resources information system during the performance evaluation period.



State of Louisiana  
STATE CIVIL SERVICE  
PES Annual Report - Fiscal Year 2019-2020

Agency: Erath Housing Authority

Performance Year 07/01/2019 - 06/30/2020	Total # of Employees	Total %
Number of employees that were rated	1	100%
Number of employees that were unrated	0	0%



Information contained within this report reflects unaudited data provided directly to the Louisiana Department of State Civil Service by each state agency. Inconsistencies found throughout the report may be attributed to personnel changes not properly reflected in the agency's human resources information system during the performance evaluation period.

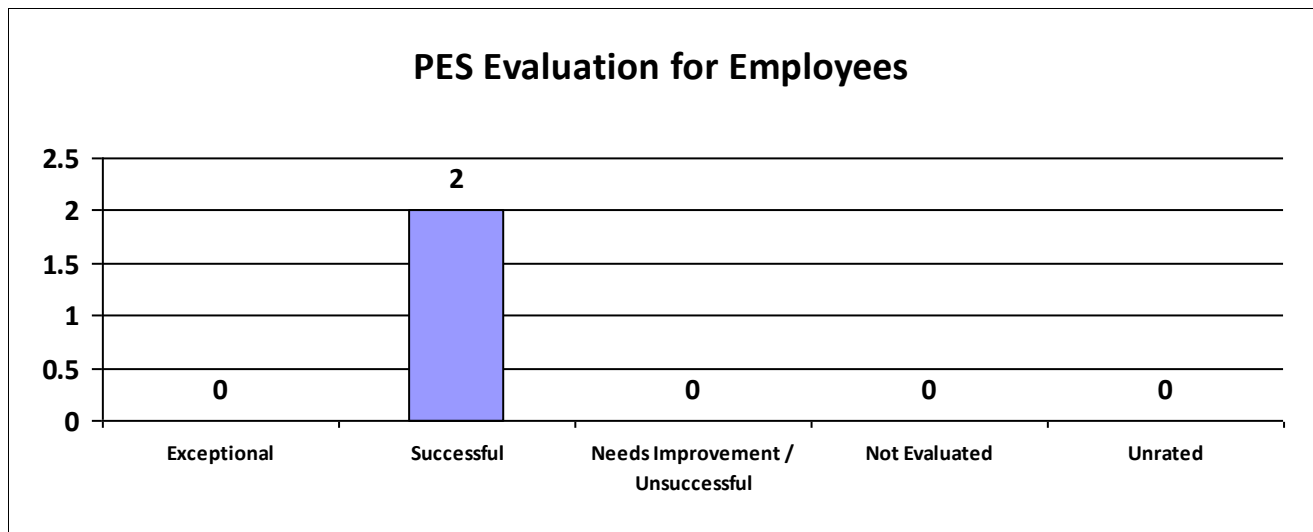




State of Louisiana  
STATE CIVIL SERVICE  
PES Annual Report - Fiscal Year 2019-2020

**Agency: Homer Housing Authority**

Performance Year 07/01/2019 - 06/30/2020	Total # of Employees	Total %
Number of employees that were rated	2	100%
Number of employees that were unrated	0	0%

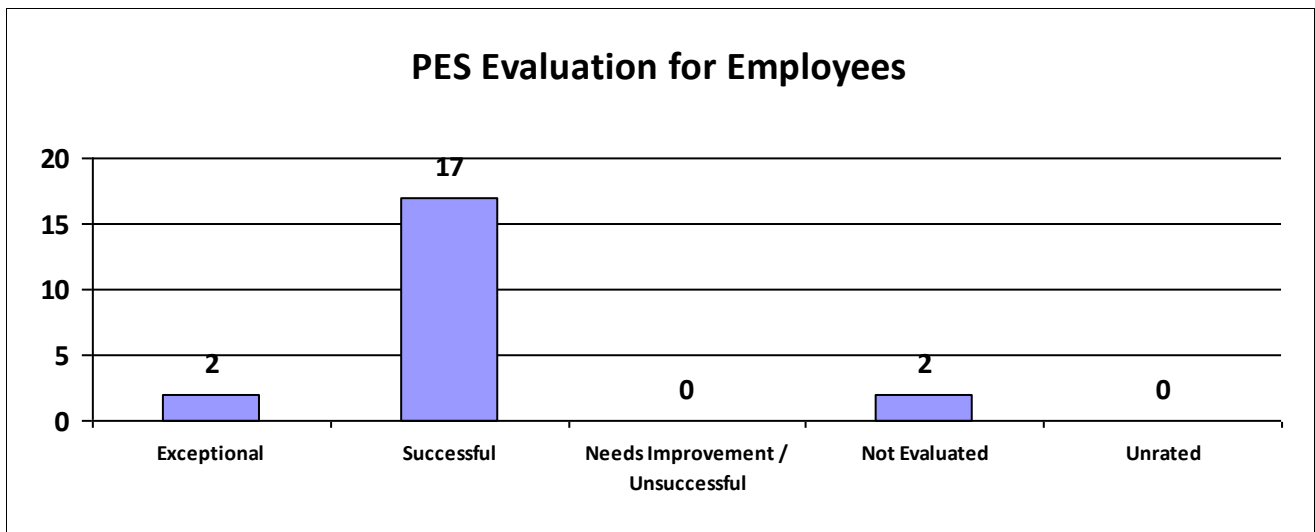


Information contained within this report reflects unaudited data provided directly to the Louisiana Department of State Civil Service by each state agency. Inconsistencies found throughout the report may be attributed to personnel changes not properly reflected in the agency's human resources information system during the performance evaluation period.

**State of Louisiana**  
**STATE CIVIL SERVICE**  
*PES Annual Report - Fiscal Year 2019-2020*

**Agency: Houma Housing Authority**

<b>Performance Year 07/01/2019 - 06/30/2020</b>	<b>Total # of Employees</b>	<b>Total %</b>
Number of employees that were rated	21	100%
Number of employees that were unrated	0	0%



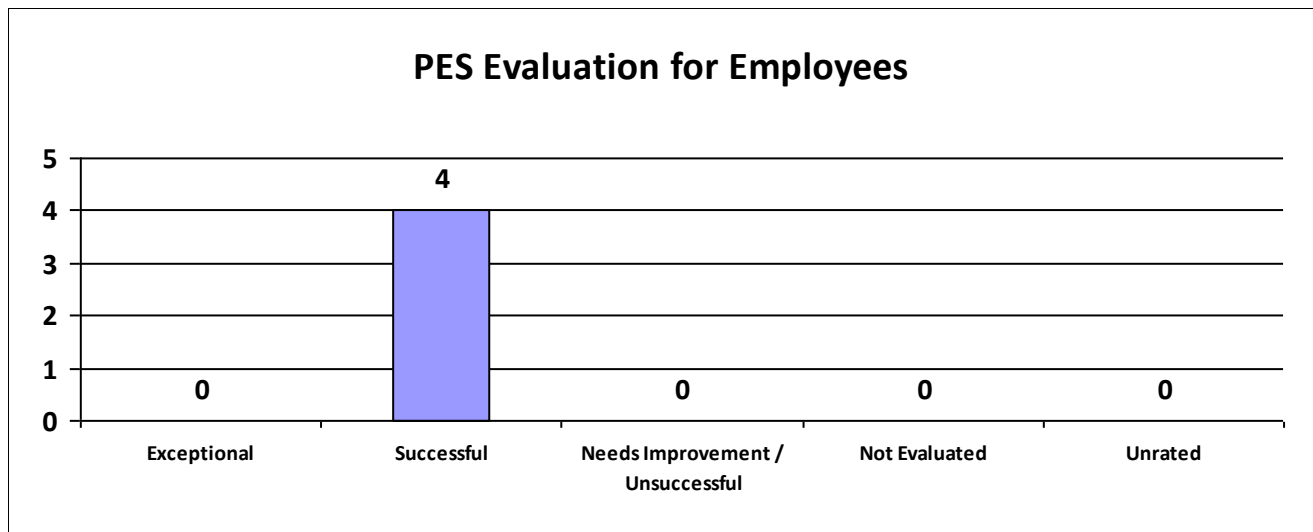
Information contained within this report reflects unaudited data provided directly to the Louisiana Department of State Civil Service by each state agency. Inconsistencies found throughout the report may be attributed to personnel changes not properly reflected in the agency's human resources information system during the performance evaluation period.



State of Louisiana  
STATE CIVIL SERVICE  
PES Annual Report - Fiscal Year 2019-2020

**Agency: Jennings Housing Authority**

Performance Year 07/01/2019 - 06/30/2020	Total # of Employees	Total %
Number of employees that were rated	4	100%
Number of employees that were unrated	0	0%



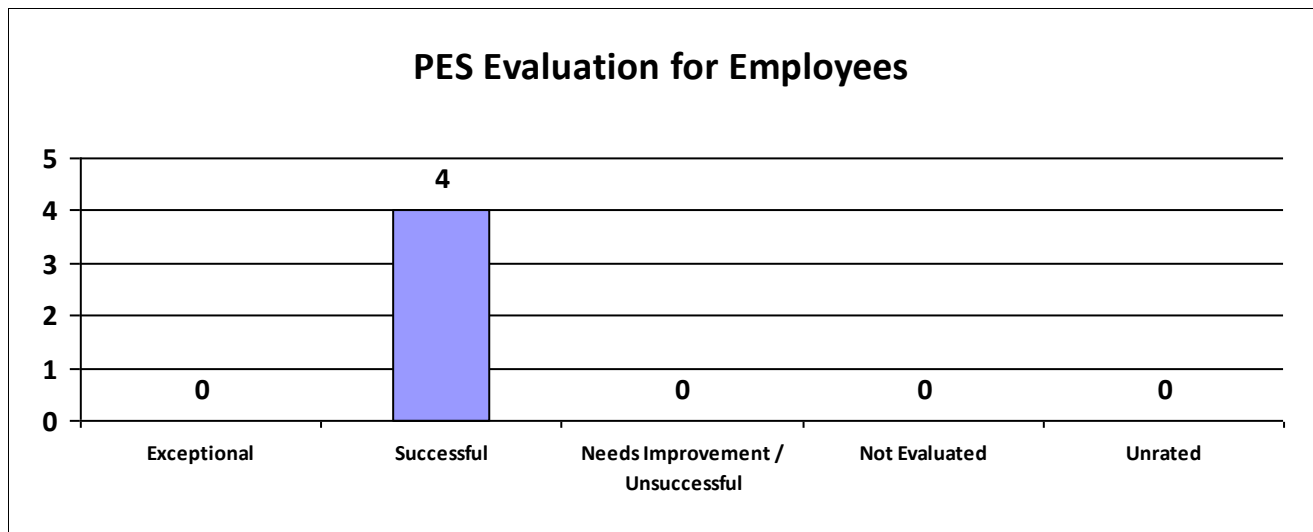
Information contained within this report reflects unaudited data provided directly to the Louisiana Department of State Civil Service by each state agency. Inconsistencies found throughout the report may be attributed to personnel changes not properly reflected in the agency's human resources information system during the performance evaluation period.



State of Louisiana  
STATE CIVIL SERVICE  
PES Annual Report - Fiscal Year 2019-2020

Agency: Kenner Housing Authority

Performance Year 07/01/2019 - 06/30/2020	Total # of Employees	Total %
Number of employees that were rated	4	100%
Number of employees that were unrated	0	0%



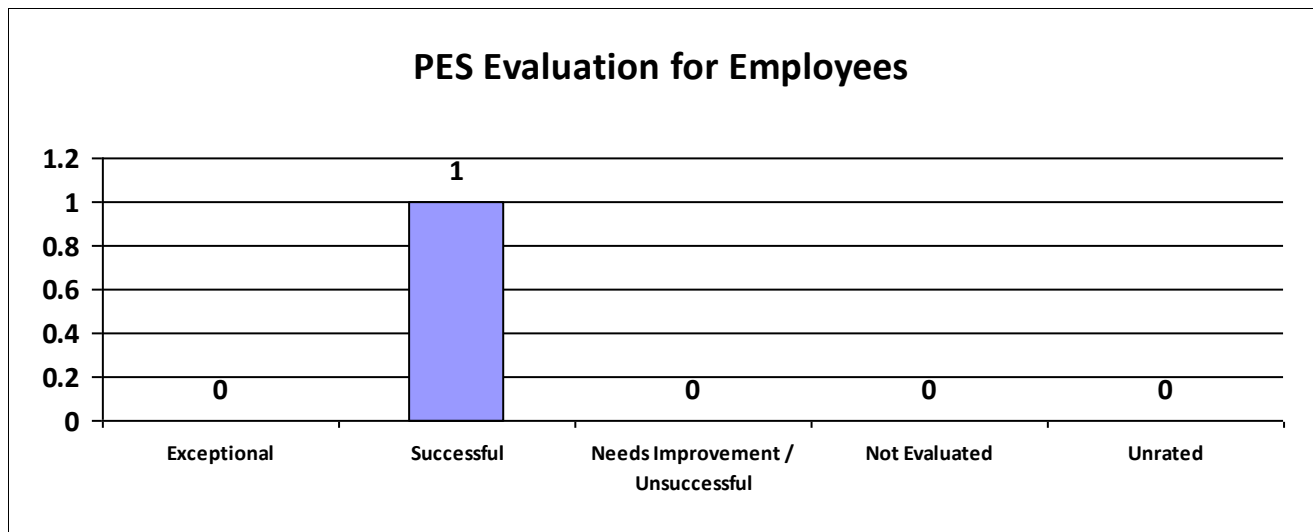
Information contained within this report reflects unaudited data provided directly to the Louisiana Department of State Civil Service by each state agency. Inconsistencies found throughout the report may be attributed to personnel changes not properly reflected in the agency's human resources information system during the performance evaluation period.



State of Louisiana  
STATE CIVIL SERVICE  
PES Annual Report - Fiscal Year 2019-2020

Agency: Lake Arthur Housing Authority

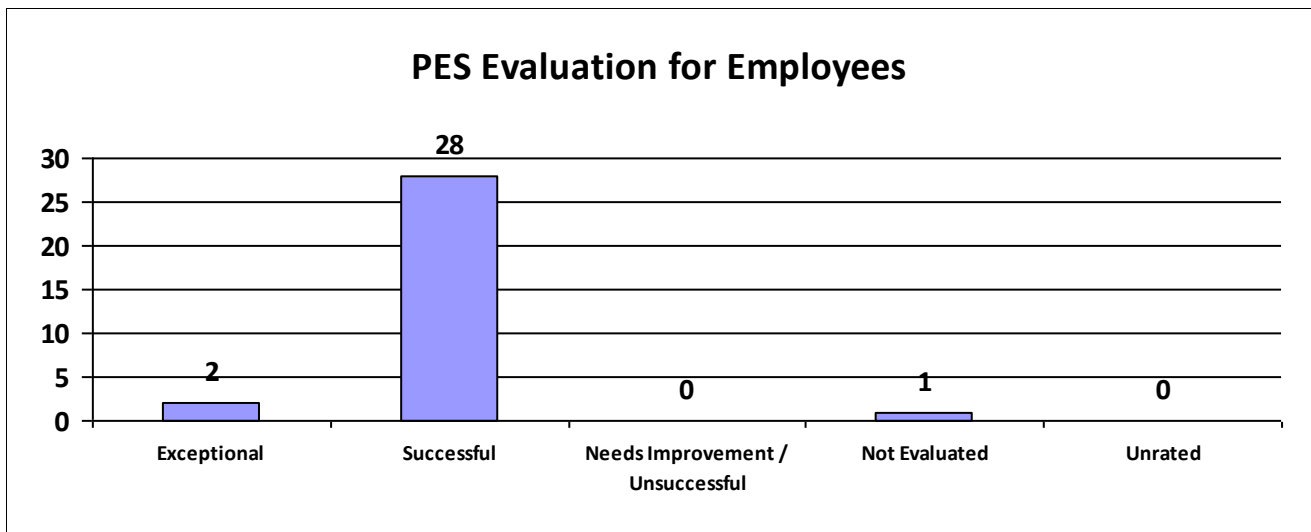
Performance Year 07/01/2019 - 06/30/2020	Total # of Employees	Total %
Number of employees that were rated	1	100%
Number of employees that were unrated	0	0%



Information contained within this report reflects unaudited data provided directly to the Louisiana Department of State Civil Service by each state agency. Inconsistencies found throughout the report may be attributed to personnel changes not properly reflected in the agency's human resources information system during the performance evaluation period.

**Agency: Lake Charles Housing Authority**

<b>Performance Year 07/01/2019 - 06/30/2020</b>	<b>Total # of Employees</b>	<b>Total %</b>
Number of employees that were rated	31	100%
Number of employees that were unrated	0	0%





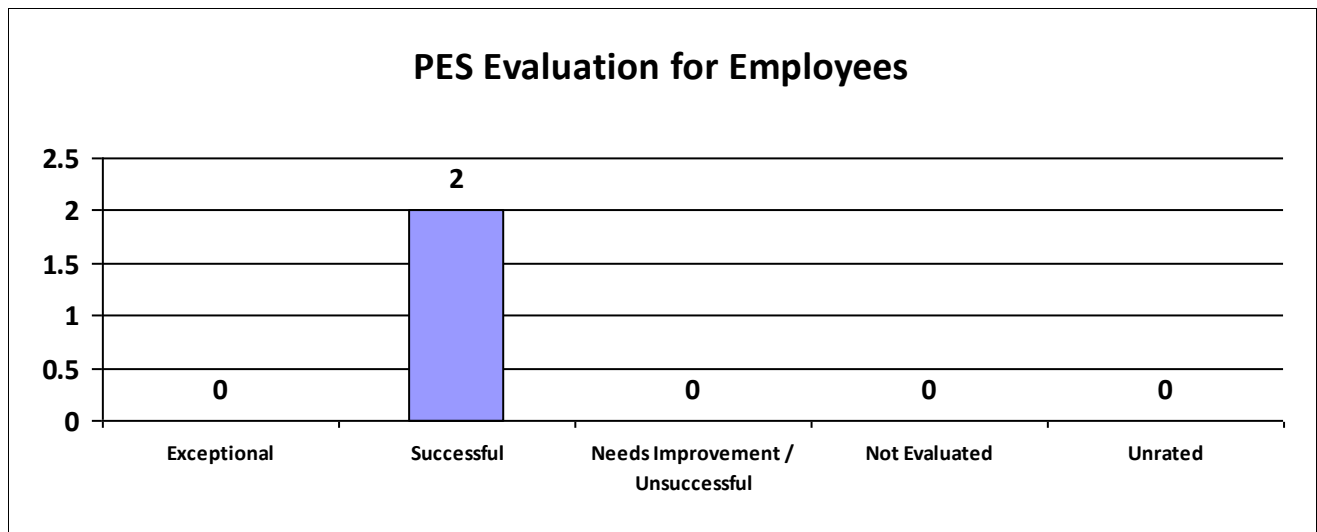
State of Louisiana

STATE CIVIL SERVICE

PES Annual Report - Fiscal Year 2019-2020

Agency: Lake Providence Housing Authority

Performance Year 07/01/2019 - 06/30/2020	Total # of Employees	Total %
Number of employees that were rated	2	100%
Number of employees that were unrated	0	0%



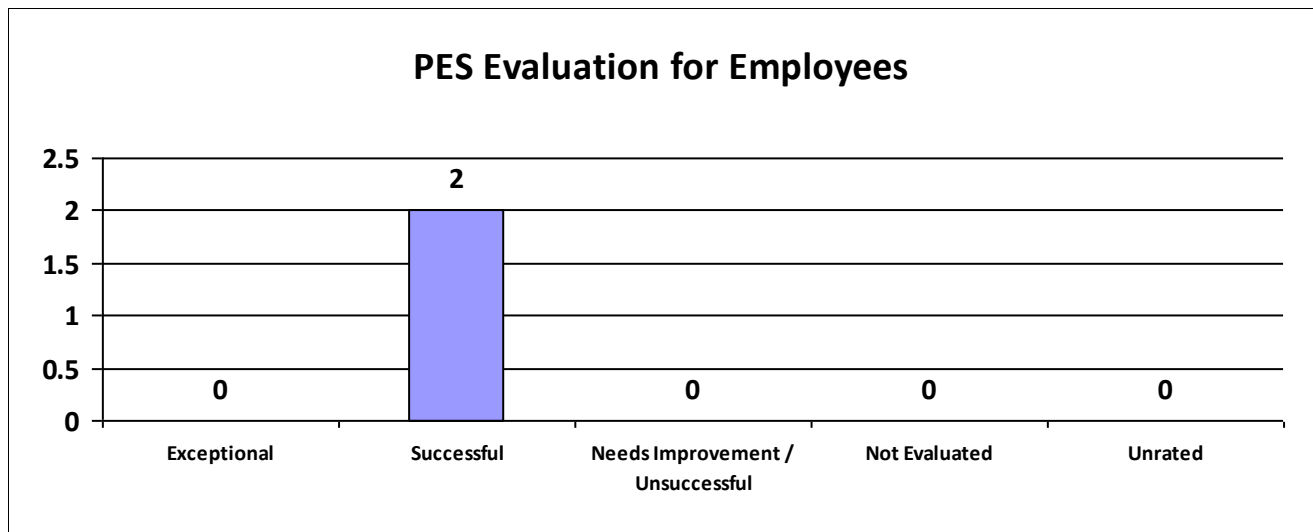
Information contained within this report reflects unaudited data provided directly to the Louisiana Department of State Civil Service by each state agency. Inconsistencies found throughout the report may be attributed to personnel changes not properly reflected in the agency's human resources information system during the performance evaluation period.



State of Louisiana  
STATE CIVIL SERVICE  
PES Annual Report - Fiscal Year 2019-2020

Agency: Mamou Housing Authority

Performance Year 07/01/2019 - 06/30/2020	Total # of Employees	Total %
Number of employees that were rated	2	100%
Number of employees that were unrated	0	0%



Information contained within this report reflects unaudited data provided directly to the Louisiana Department of State Civil Service by each state agency. Inconsistencies found throughout the report may be attributed to personnel changes not properly reflected in the agency's human resources information system during the performance evaluation period.

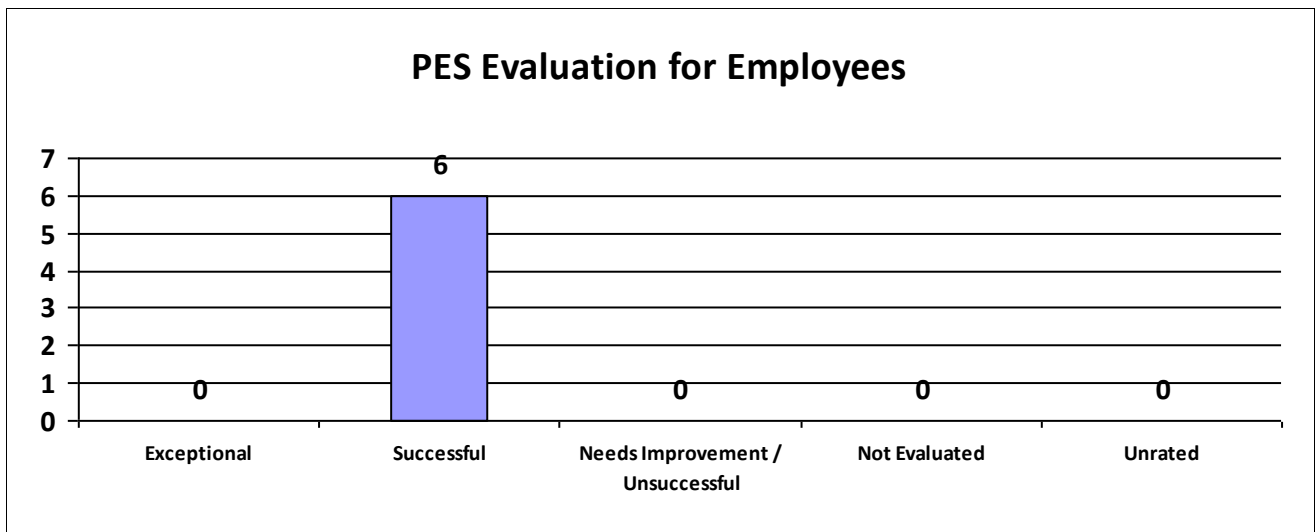




State of Louisiana  
STATE CIVIL SERVICE  
PES Annual Report - Fiscal Year 2019-2020

**Agency: Marksville Housing Authority**

Performance Year 07/01/2019 - 06/30/2020	Total # of Employees	Total %
Number of employees that were rated	6	100%
Number of employees that were unrated	0	0%



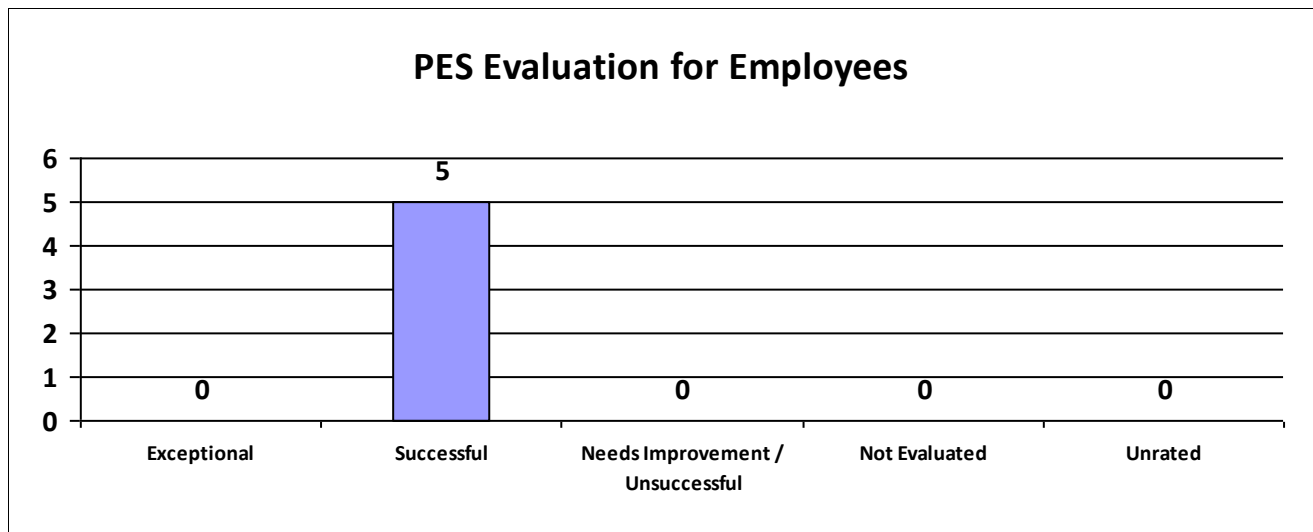
Information contained within this report reflects unaudited data provided directly to the Louisiana Department of State Civil Service by each state agency. Inconsistencies found throughout the report may be attributed to personnel changes not properly reflected in the agency's human resources information system during the performance evaluation period.



State of Louisiana  
STATE CIVIL SERVICE  
PES Annual Report - Fiscal Year 2019-2020

Agency: Morgan City Housing Authority

Performance Year 07/01/2019 - 06/30/2020	Total # of Employees	Total %
Number of employees that were rated	5	100%
Number of employees that were unrated	0	0%



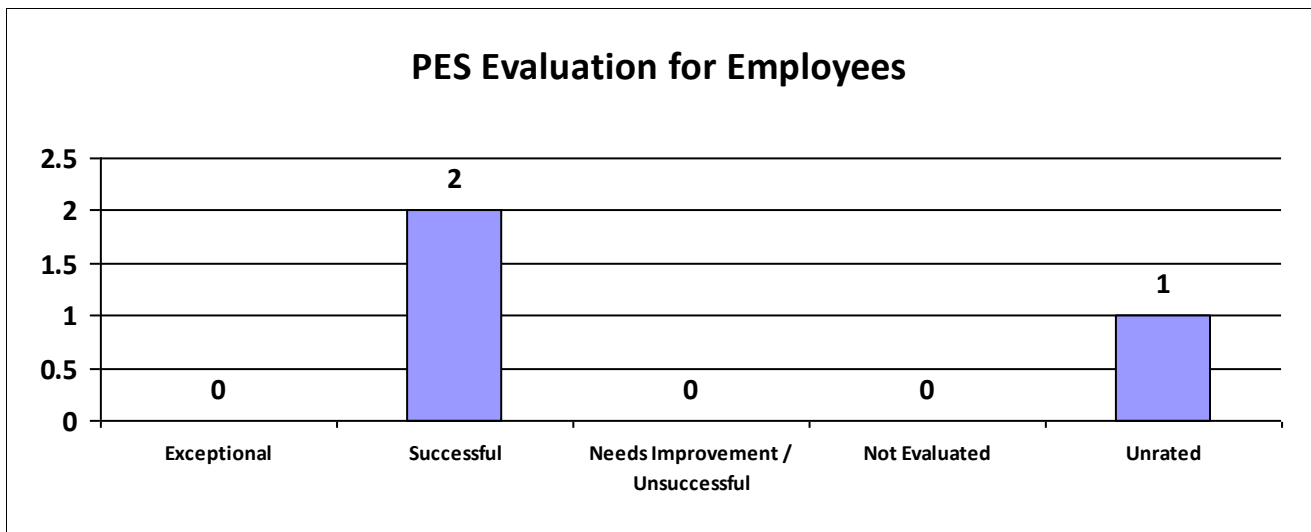
Information contained within this report reflects unaudited data provided directly to the Louisiana Department of State Civil Service by each state agency. Inconsistencies found throughout the report may be attributed to personnel changes not properly reflected in the agency's human resources information system during the performance evaluation period.



State of Louisiana  
STATE CIVIL SERVICE  
PES Annual Report - Fiscal Year 2019-2020

**Agency: Natchitoches Parish Housing Authority**

Performance Year 07/01/2019 - 06/30/2020	Total # of Employees	Total %
Number of employees that were rated	2	100%
Number of employees that were unrated	1	50%

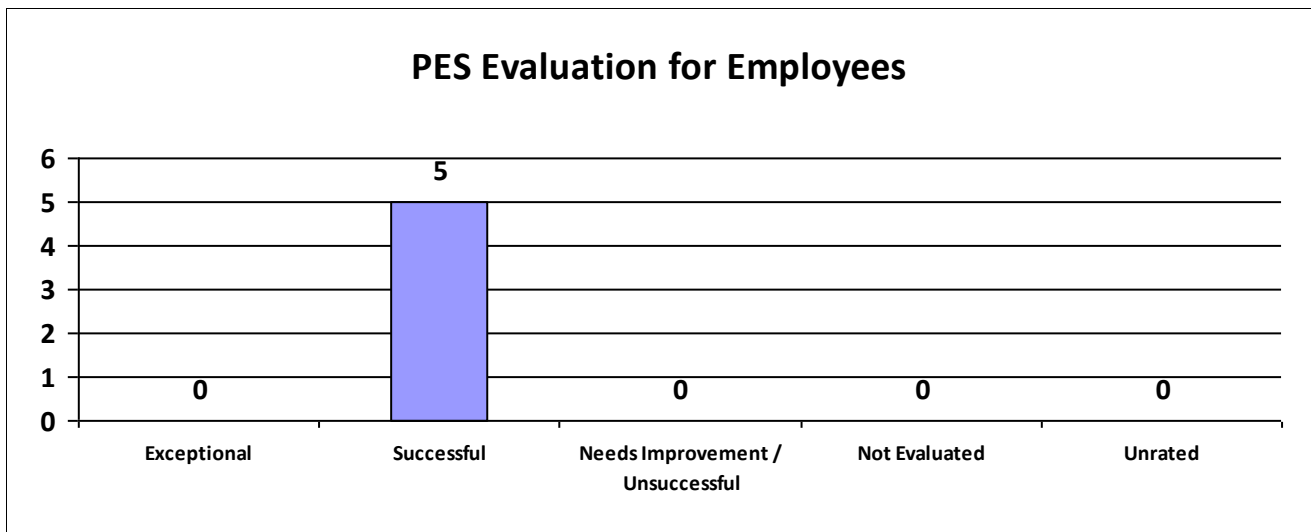


Information contained within this report reflects unaudited data provided directly to the Louisiana Department of State Civil Service by each state agency. Inconsistencies found throughout the report may be attributed to personnel changes not properly reflected in the agency's human resources information system during the performance evaluation period.

**State of Louisiana**  
**STATE CIVIL SERVICE**  
*PES Annual Report - Fiscal Year 2019-2020*

**Agency: Oakdale Housing Authority**

<b>Performance Year 07/01/2019 - 06/30/2020</b>	<b>Total # of Employees</b>	<b>Total %</b>
Number of employees that were rated	5	100%
Number of employees that were unrated	0	0%

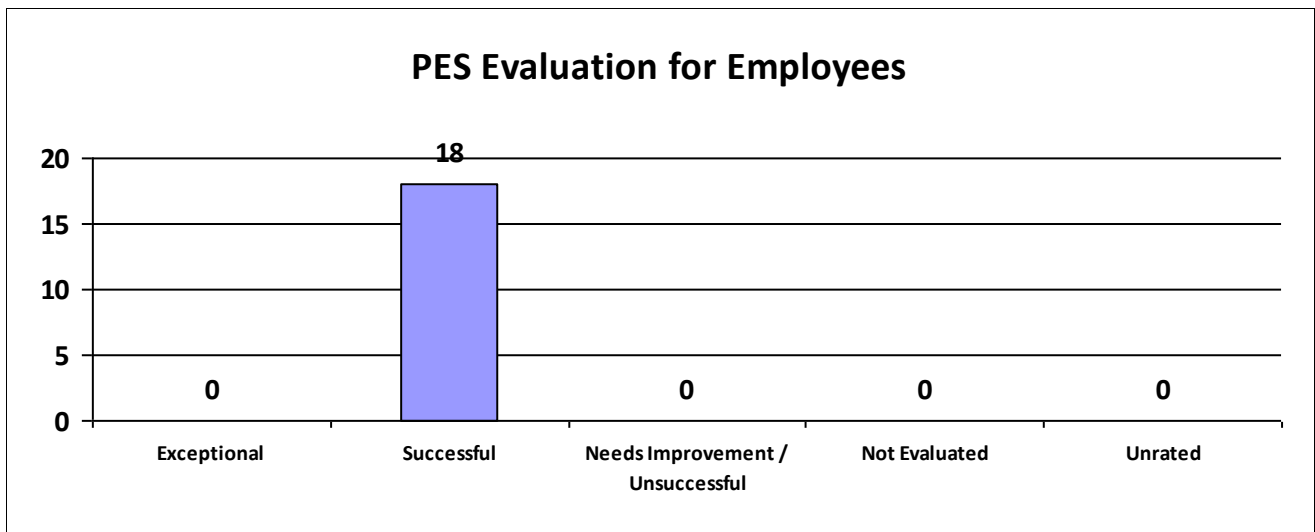


Information contained within this report reflects unaudited data provided directly to the Louisiana Department of State Civil Service by each state agency. Inconsistencies found throughout the report may be attributed to personnel changes not properly reflected in the agency's human resources information system during the performance evaluation period.

**State of Louisiana**  
**STATE CIVIL SERVICE**  
*PES Annual Report - Fiscal Year 2019-2020*

**Agency: Opelousas Housing Authority**

<b>Performance Year 07/01/2019 - 06/30/2020</b>	<b>Total # of Employees</b>	<b>Total %</b>
Number of employees that were rated	18	100%
Number of employees that were unrated	0	0%



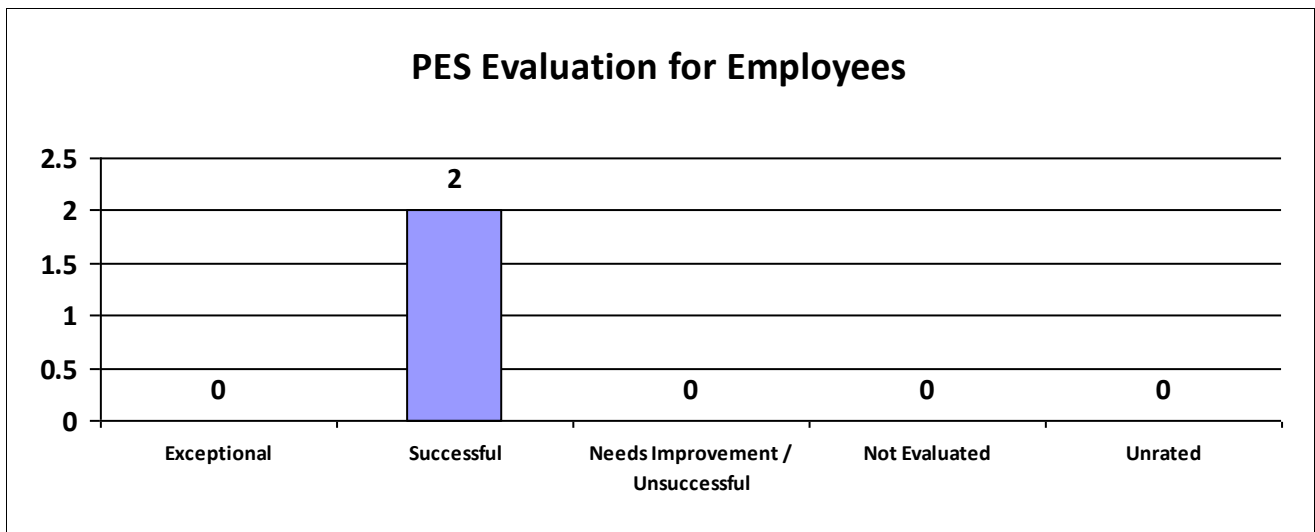
Information contained within this report reflects unaudited data provided directly to the Louisiana Department of State Civil Service by each state agency. Inconsistencies found throughout the report may be attributed to personnel changes not properly reflected in the agency's human resources information system during the performance evaluation period.



**State of Louisiana**  
**STATE CIVIL SERVICE**  
*PES Annual Report - Fiscal Year 2019-2020*

**Agency: Patterson Housing Authority**

Performance Year 07/01/2019 - 06/30/2020	Total # of Employees	Total %
Number of employees that were rated	2	100%
Number of employees that were unrated	0	0%

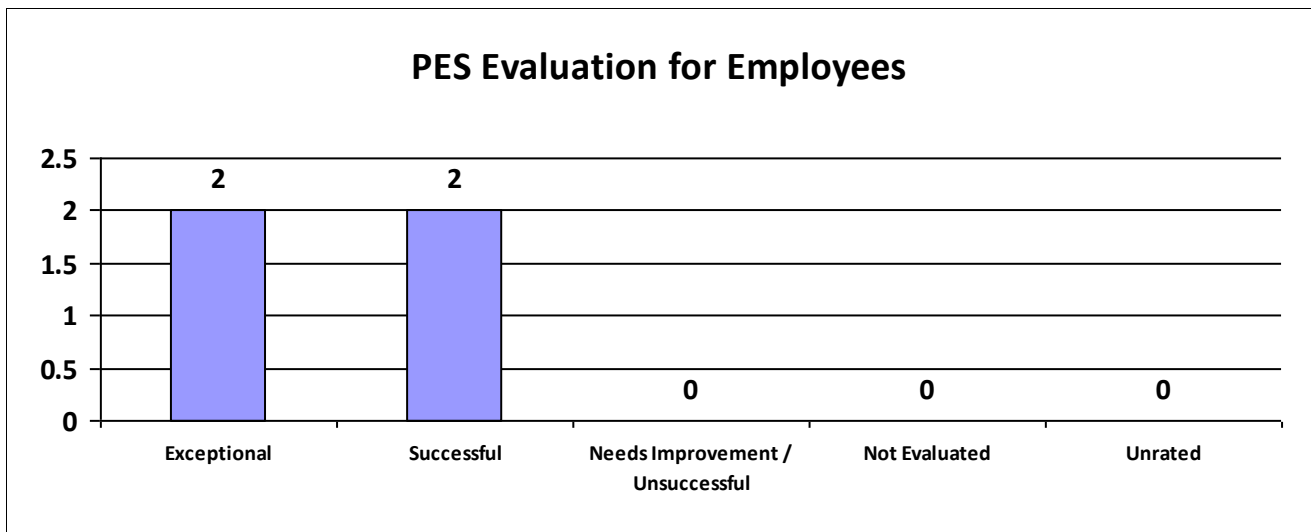


Information contained within this report reflects unaudited data provided directly to the Louisiana Department of State Civil Service by each state agency. Inconsistencies found throughout the report may be attributed to personnel changes not properly reflected in the agency's human resources information system during the performance evaluation period.

**State of Louisiana**  
**STATE CIVIL SERVICE**  
*PES Annual Report - Fiscal Year 2019-2020*

**Agency: Pineville Housing Authority**

<b>Performance Year 07/01/2019 - 06/30/2020</b>	<b>Total # of Employees</b>	<b>Total %</b>
Number of employees that were rated	4	100%
Number of employees that were unrated	0	0%



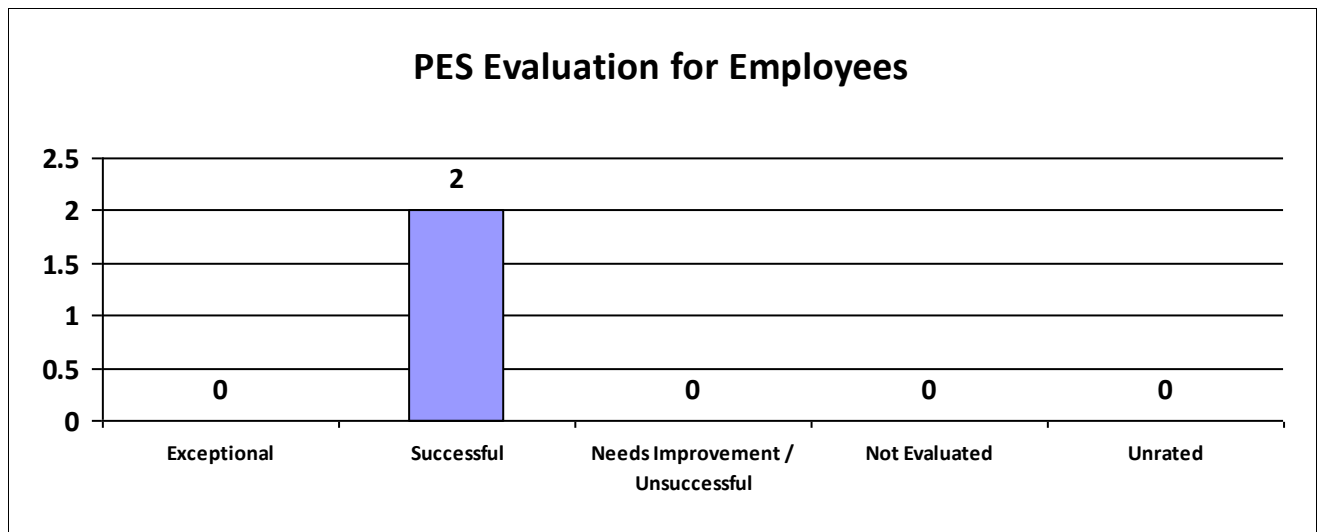
Information contained within this report reflects unaudited data provided directly to the Louisiana Department of State Civil Service by each state agency. Inconsistencies found throughout the report may be attributed to personnel changes not properly reflected in the agency's human resources information system during the performance evaluation period.



State of Louisiana  
STATE CIVIL SERVICE  
PES Annual Report - Fiscal Year 2019-2020

Agency: Rayville Housing Authority

Performance Year 07/01/2019 - 06/30/2020	Total # of Employees	Total %
Number of employees that were rated	2	100%
Number of employees that were unrated	0	0%



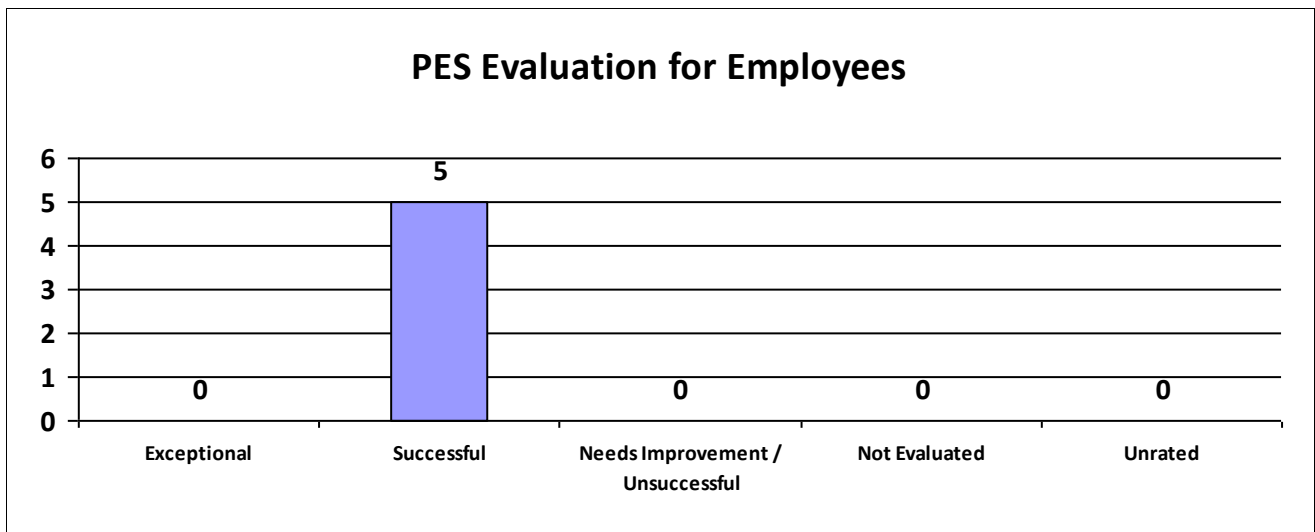
Information contained within this report reflects unaudited data provided directly to the Louisiana Department of State Civil Service by each state agency. Inconsistencies found throughout the report may be attributed to personnel changes not properly reflected in the agency's human resources information system during the performance evaluation period.



**State of Louisiana**  
**STATE CIVIL SERVICE**  
*PES Annual Report - Fiscal Year 2019-2020*

**Agency: Ruston Housing Authority**

<b>Performance Year 07/01/2019 - 06/30/2020</b>	<b>Total # of Employees</b>	<b>Total %</b>
Number of employees that were rated	5	100%
Number of employees that were unrated	0	0%



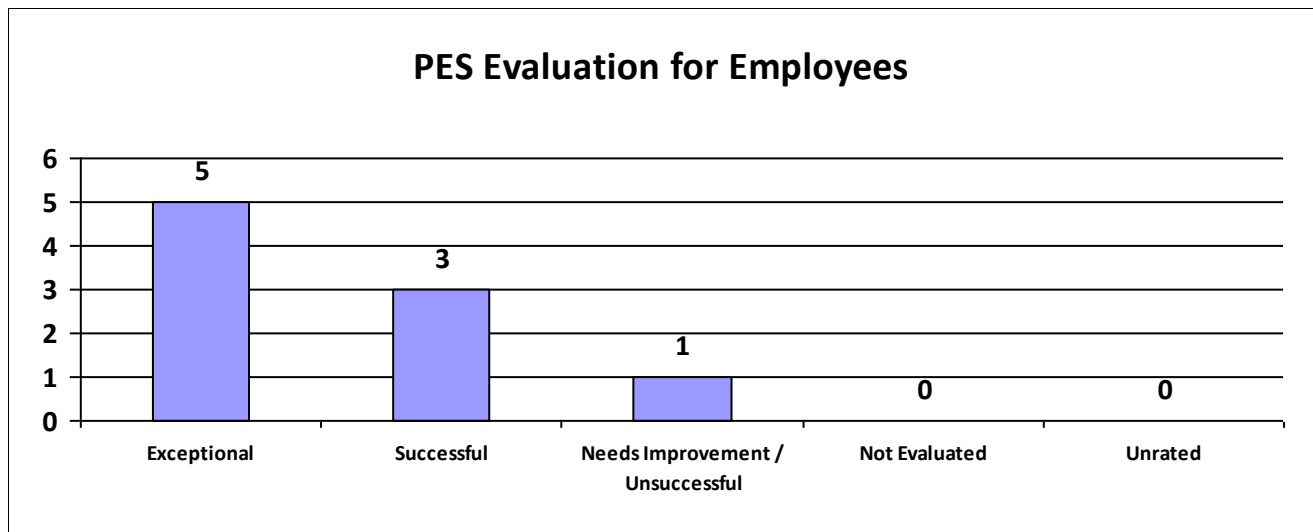
Information contained within this report reflects unaudited data provided directly to the Louisiana Department of State Civil Service by each state agency. Inconsistencies found throughout the report may be attributed to personnel changes not properly reflected in the agency's human resources information system during the performance evaluation period.



State of Louisiana  
STATE CIVIL SERVICE  
*PES Annual Report - Fiscal Year 2019-2020*

**Agency: Sabine Parish Housing Authority**

Performance Year 07/01/2019 - 06/30/2020	Total # of Employees	Total %
Number of employees that were rated	9	100%
Number of employees that were unrated	0	0%



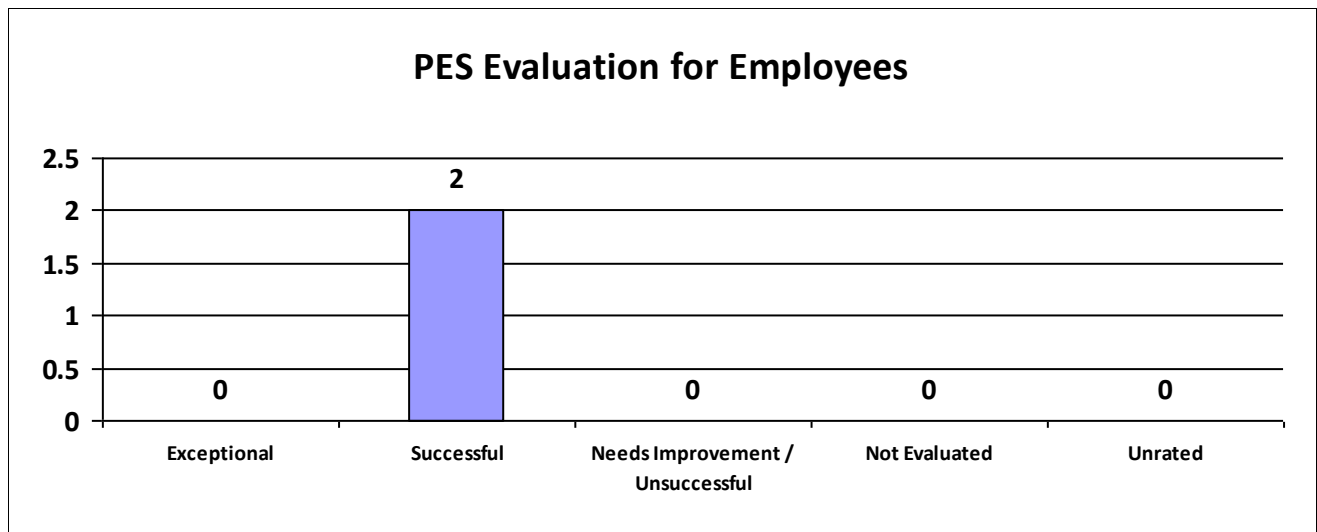
Information contained within this report reflects unaudited data provided directly to the Louisiana Department of State Civil Service by each state agency. Inconsistencies found throughout the report may be attributed to personnel changes not properly reflected in the agency's human resources information system during the performance evaluation period.



**State of Louisiana**  
**STATE CIVIL SERVICE**  
*PES Annual Report - Fiscal Year 2019-2020*

**Agency: Simmesport Housing Authority**

Performance Year 07/01/2019 - 06/30/2020	Total # of Employees	Total %
Number of employees that were rated	2	100%
Number of employees that were unrated	0	0%



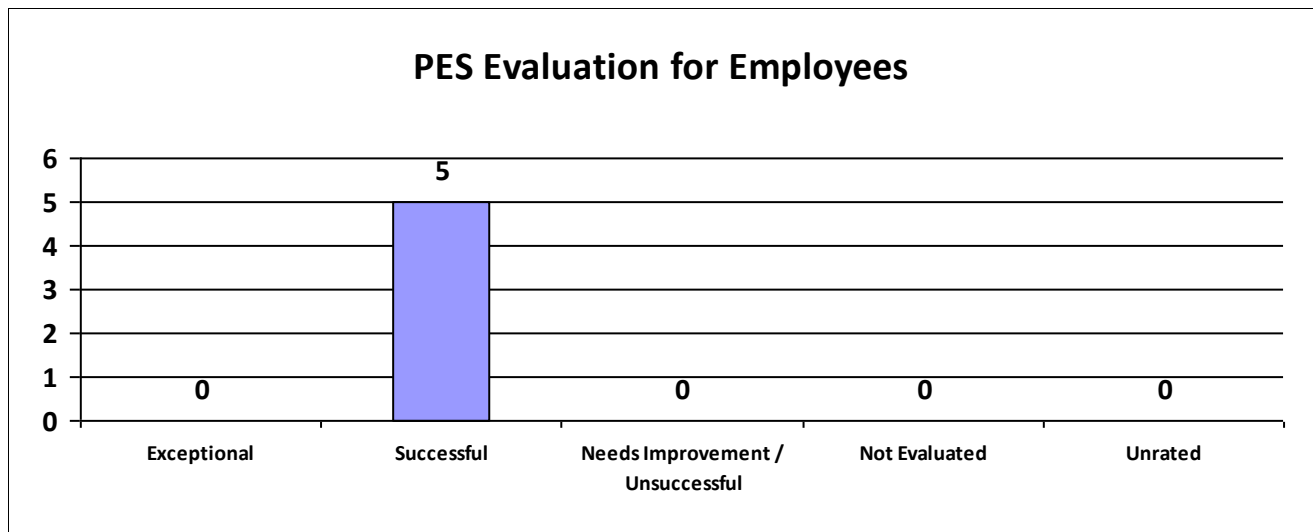
Information contained within this report reflects unaudited data provided directly to the Louisiana Department of State Civil Service by each state agency. Inconsistencies found throughout the report may be attributed to personnel changes not properly reflected in the agency's human resources information system during the performance evaluation period.



State of Louisiana  
STATE CIVIL SERVICE  
PES Annual Report - Fiscal Year 2019-2020

**Agency: South Landry Housing Authority**

Performance Year 07/01/2019 - 06/30/2020	Total # of Employees	Total %
Number of employees that were rated	5	100%
Number of employees that were unrated	0	0%




Information contained within this report reflects unaudited data provided directly to the Louisiana Department of State Civil Service by each state agency. Inconsistencies found throughout the report may be attributed to personnel changes not properly reflected in the agency's human resources information system during the performance evaluation period.

**State of Louisiana**  
**STATE CIVIL SERVICE**  
*PES Annual Report - Fiscal Year 2019-2020*

**Agency: St John The Baptist Housing Authority**

<b>Performance Year 07/01/2019 - 06/30/2020</b>	<b>Total # of Employees</b>	<b>Total %</b>
Number of employees that were rated	3	100%
Number of employees that were unrated	2	67%

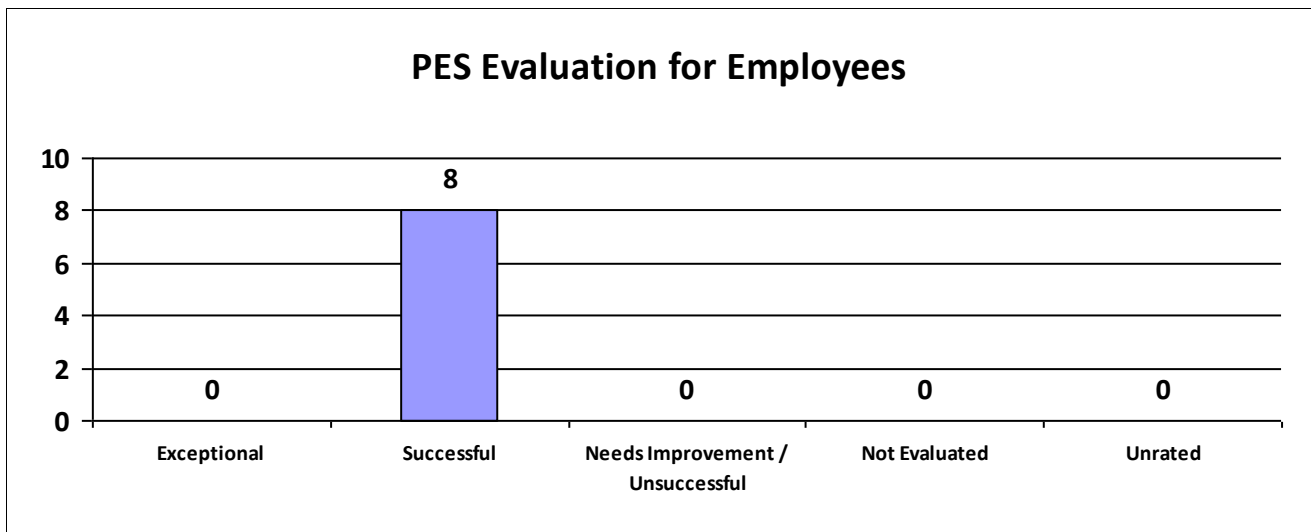


Information contained within this report reflects unaudited data provided directly to the Louisiana Department of State Civil Service by each state agency. Inconsistencies found throughout the report may be attributed to personnel changes not properly reflected in the agency's human resources information system during the performance evaluation period.

**State of Louisiana**  
**STATE CIVIL SERVICE**  
*PES Annual Report - Fiscal Year 2019-2020*

**Agency: Sulphur Housing Authority**

<b>Performance Year 07/01/2019 - 06/30/2020</b>	<b>Total # of Employees</b>	<b>Total %</b>
Number of employees that were rated	8	100%
Number of employees that were unrated	0	0%



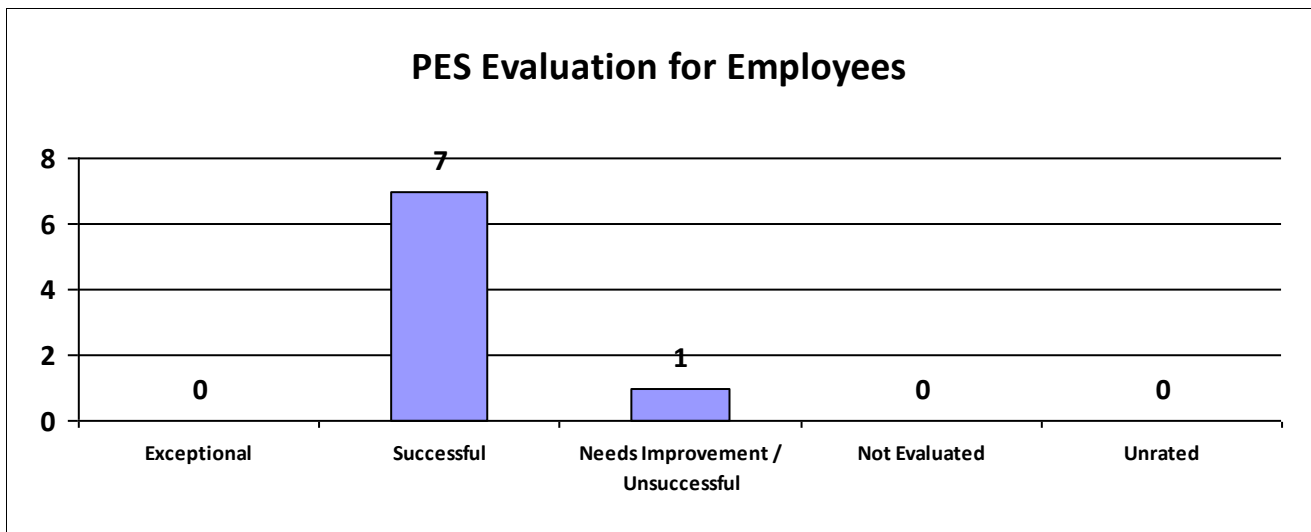
Information contained within this report reflects unaudited data provided directly to the Louisiana Department of State Civil Service by each state agency. Inconsistencies found throughout the report may be attributed to personnel changes not properly reflected in the agency's human resources information system during the performance evaluation period.



State of Louisiana  
STATE CIVIL SERVICE  
PES Annual Report - Fiscal Year 2019-2020

Agency: Thibodaux Housing Authority

Performance Year 07/01/2019 - 06/30/2020	Total # of Employees	Total %
Number of employees that were rated	8	100%
Number of employees that were unrated	0	0%



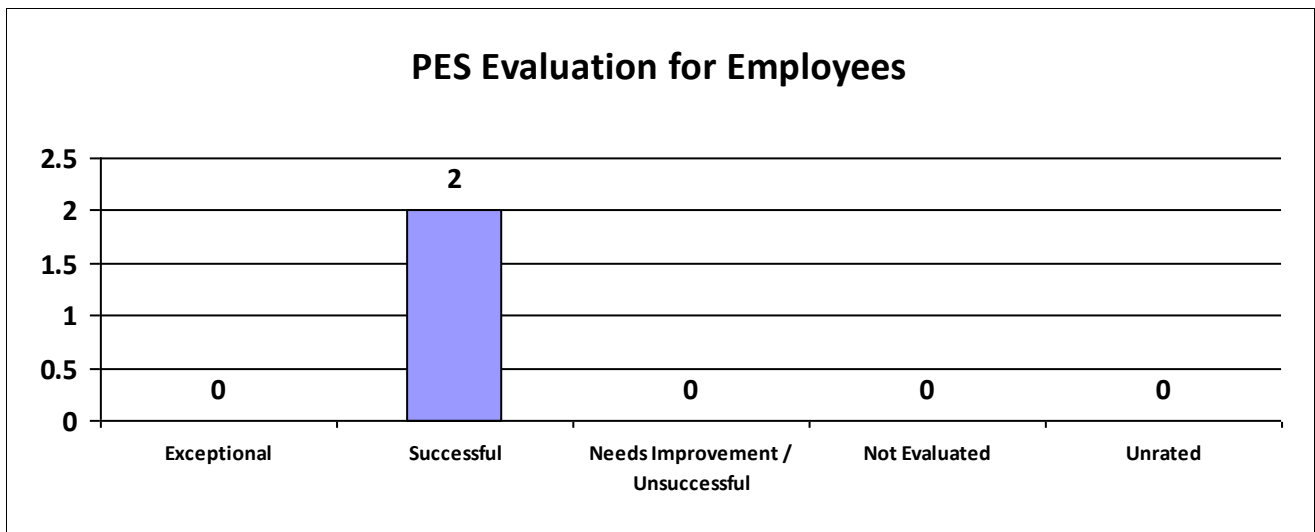
Information contained within this report reflects unaudited data provided directly to the Louisiana Department of State Civil Service by each state agency. Inconsistencies found throughout the report may be attributed to personnel changes not properly reflected in the agency's human resources information system during the performance evaluation period.



State of Louisiana  
STATE CIVIL SERVICE  
PES Annual Report - Fiscal Year 2019-2020

Agency: Vernon Parish Housing Authority

Performance Year 07/01/2019 - 06/30/2020	Total # of Employees	Total %
Number of employees that were rated	2	100%
Number of employees that were unrated	0	0%



Information contained within this report reflects unaudited data provided directly to the Louisiana Department of State Civil Service by each state agency. Inconsistencies found throughout the report may be attributed to personnel changes not properly reflected in the agency's human resources information system during the performance evaluation period.

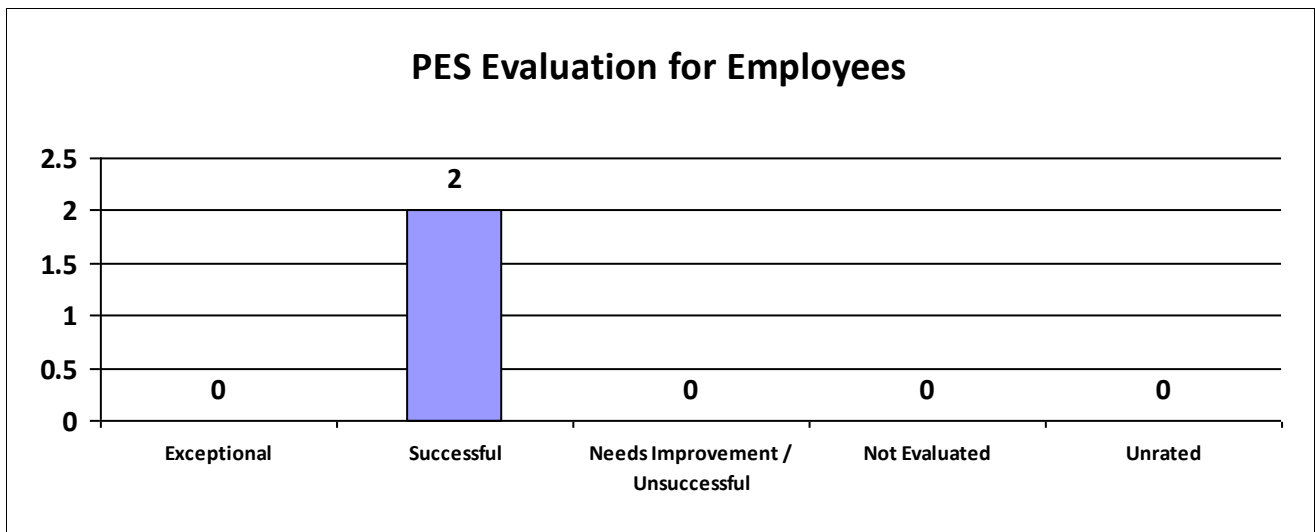




**State of Louisiana**  
**STATE CIVIL SERVICE**  
*PES Annual Report - Fiscal Year 2019-2020*

**Agency: Winnfield Housing Authority**

Performance Year 07/01/2019 - 06/30/2020	Total # of Employees	Total %
Number of employees that were rated	2	100%
Number of employees that were unrated	0	0%



Information contained within this report reflects unaudited data provided directly to the Louisiana Department of State Civil Service by each state agency. Inconsistencies found throughout the report may be attributed to personnel changes not properly reflected in the agency's human resources information system during the performance evaluation period.



State of Louisiana

STATE CIVIL SERVICE

*PES Annual Report - Fiscal Year 2019-2020*

**Major Department: LOUISIANA DEPARTMENT OF HEALTH**

<b>Performance Year 07/01/2019 - 06/30/2020</b>	<b>Total # of Employees</b>	<b>Total %</b>
Number of employees that were rated	6,528	100%
Number of employees that were unrated	6	0.09%
Number of employees that were rated Exceptional	690	11%
Number of employees that were rated Successful	5,545	84.94%
Number of employees that were rated Needs Improvement / Unsuccessful	120	2%
Number of employees that were rated Not Evaluated	173	2.65%
Number of employees that were rated Unrated	6	0%

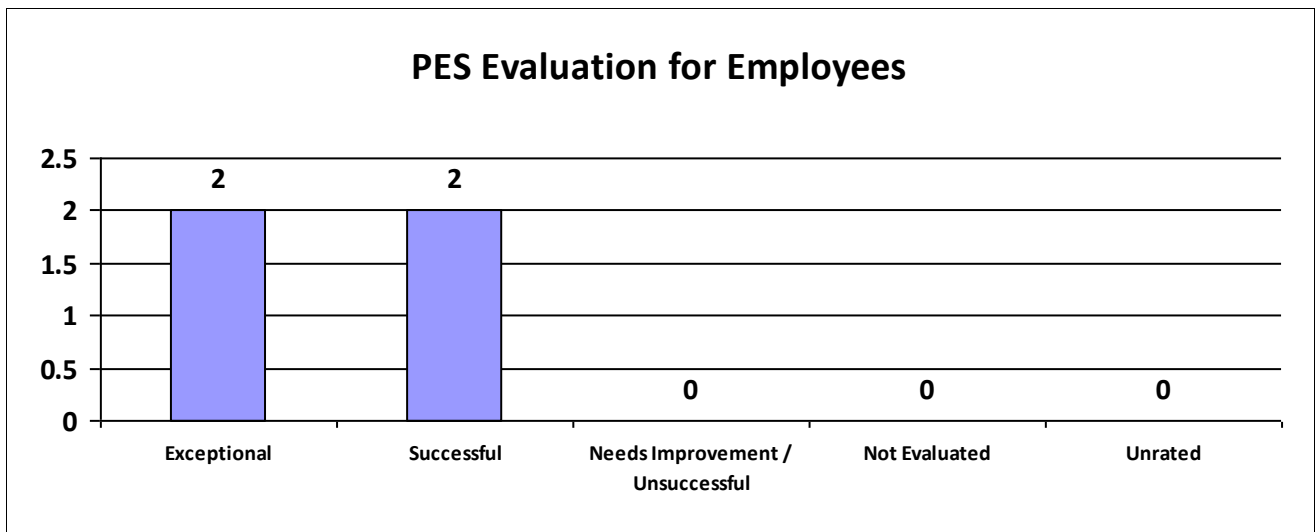
Information contained within this report reflects unaudited data provided directly to the Louisiana Department of State Civil Service by each state agency. Inconsistencies found throughout the report may be attributed to personnel changes not properly reflected in the agency's human resources information system during the performance evaluation period.



State of Louisiana  
STATE CIVIL SERVICE  
*PES Annual Report - Fiscal Year 2019-2020*

**Agency: Dentistry La St Bd /LDH**

Performance Year 07/01/2019 - 06/30/2020	Total # of Employees	Total %
Number of employees that were rated	4	100%
Number of employees that were unrated	0	0%



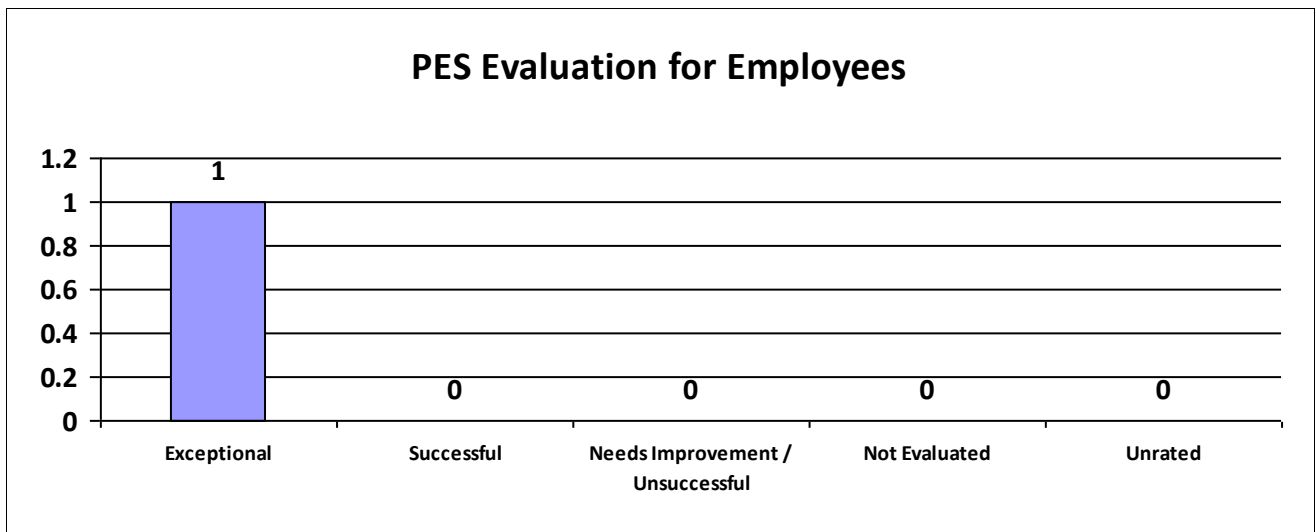
Information contained within this report reflects unaudited data provided directly to the Louisiana Department of State Civil Service by each state agency. Inconsistencies found throughout the report may be attributed to personnel changes not properly reflected in the agency's human resources information system during the performance evaluation period.



State of Louisiana  
STATE CIVIL SERVICE  
PES Annual Report - Fiscal Year 2019-2020

Agency: Embalm&Funrl Dir La St Bd /LDH

Performance Year 07/01/2019 - 06/30/2020	Total # of Employees	Total %
Number of employees that were rated	1	100%
Number of employees that were unrated	0	0%



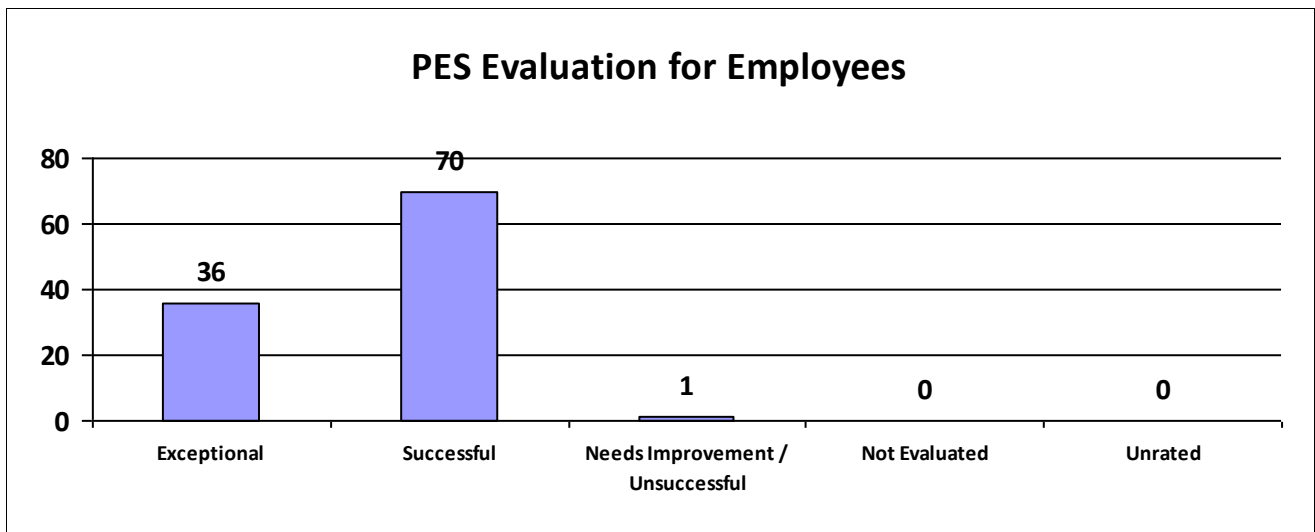
Information contained within this report reflects unaudited data provided directly to the Louisiana Department of State Civil Service by each state agency. Inconsistencies found throughout the report may be attributed to personnel changes not properly reflected in the agency's human resources information system during the performance evaluation period.



State of Louisiana  
STATE CIVIL SERVICE  
*PES Annual Report - Fiscal Year 2019-2020*

**Agency: LDH-Acadiana Area Hman Svc Dst**

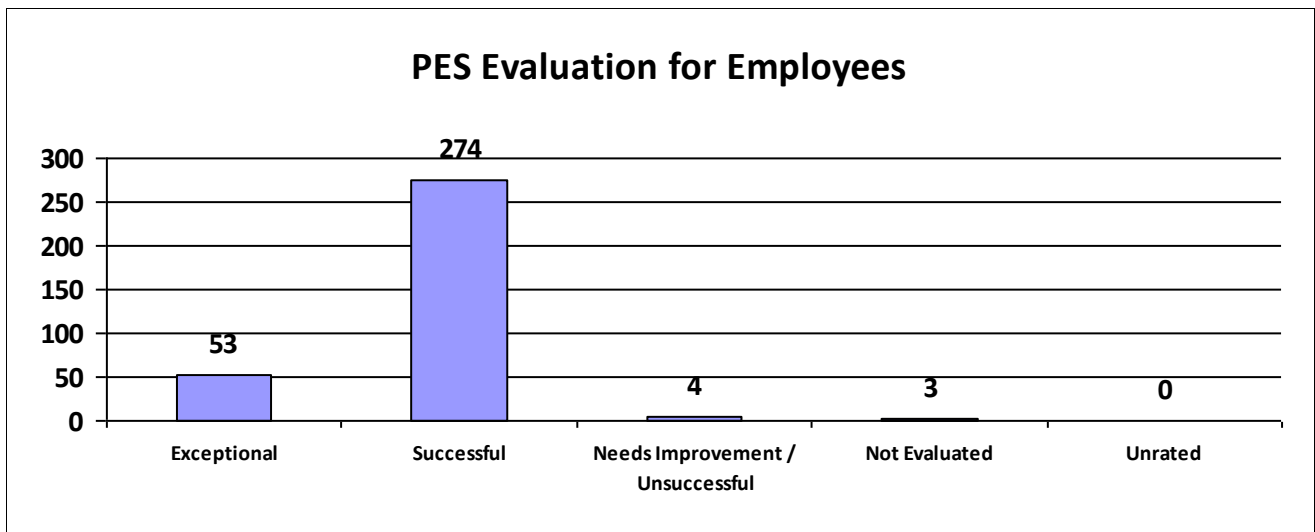
Performance Year 07/01/2019 - 06/30/2020	Total # of Employees	Total %
Number of employees that were rated	107	100%
Number of employees that were unrated	0	0%



Information contained within this report reflects unaudited data provided directly to the Louisiana Department of State Civil Service by each state agency. Inconsistencies found throughout the report may be attributed to personnel changes not properly reflected in the agency's human resources information system during the performance evaluation period.

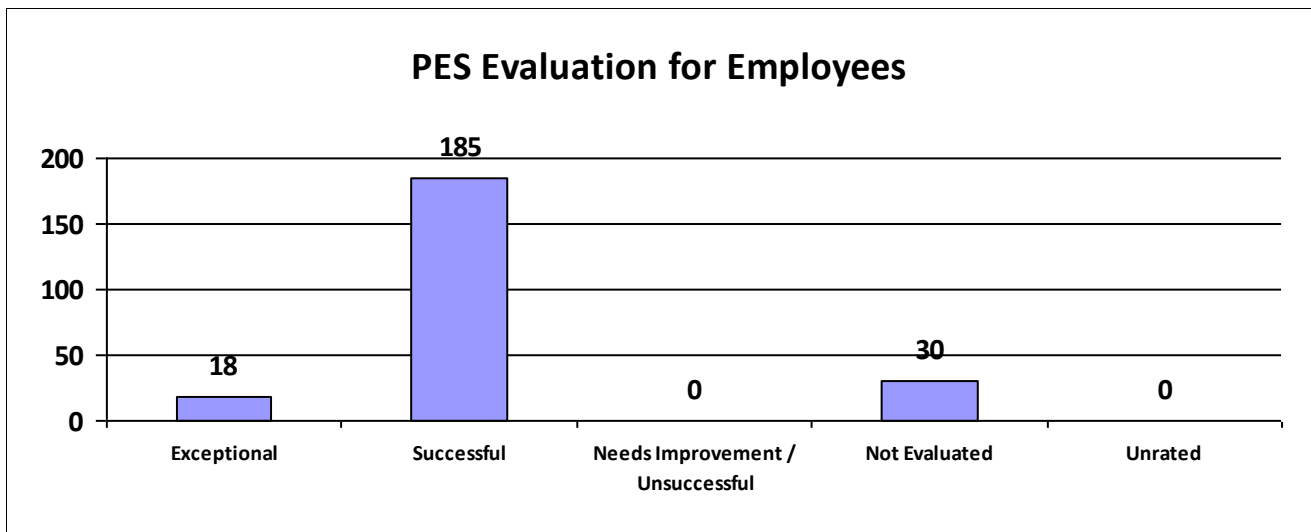
**Agency: LDH-Aging and Adult Services**

Performance Year 07/01/2019 - 06/30/2020	Total # of Employees	Total %
Number of employees that were rated	334	100%
Number of employees that were unrated	0	0%



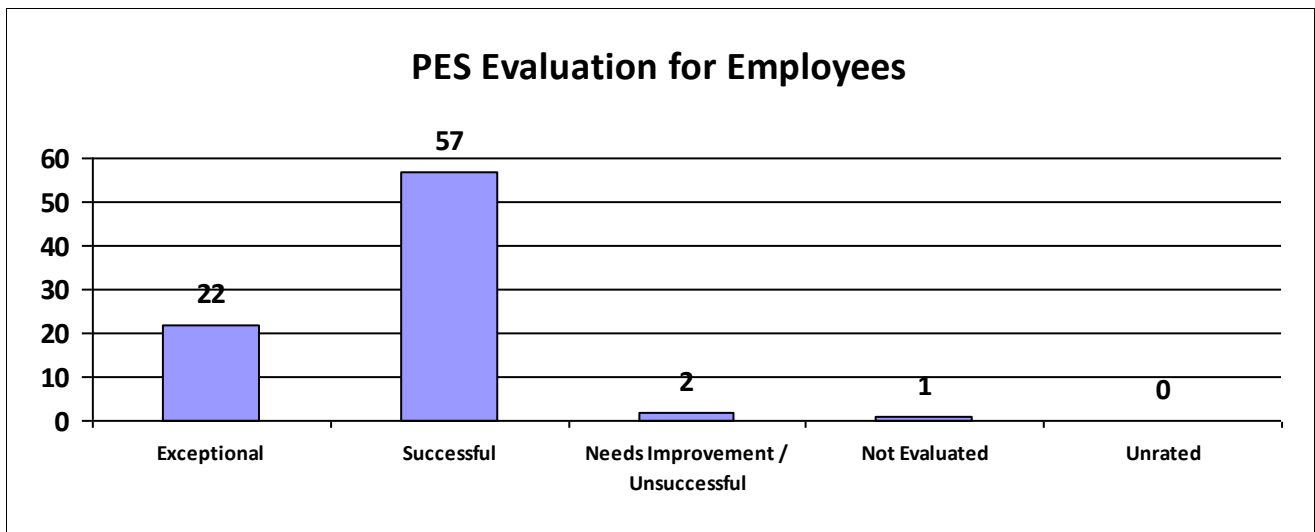
**Agency: LDH-Capital Area Human Svc Dst**

<b>Performance Year 07/01/2019 - 06/30/2020</b>	<b>Total # of Employees</b>	<b>Total %</b>
Number of employees that were rated	233	100%
Number of employees that were unrated	0	0%



**Agency: LDH-Central LA Hum Svc Dist**

<b>Performance Year 07/01/2019 - 06/30/2020</b>	<b>Total # of Employees</b>	<b>Total %</b>
Number of employees that were rated	82	100%
Number of employees that were unrated	0	0%

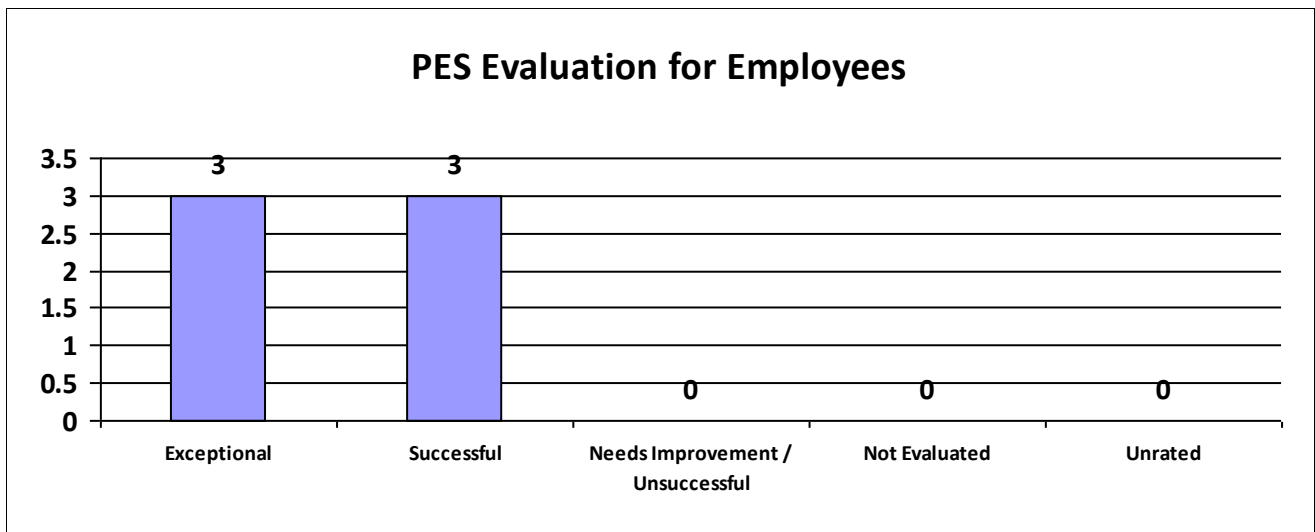


Information contained within this report reflects unaudited data provided directly to the Louisiana Department of State Civil Service by each state agency. Inconsistencies found throughout the report may be attributed to personnel changes not properly reflected in the agency's human resources information system during the performance evaluation period.



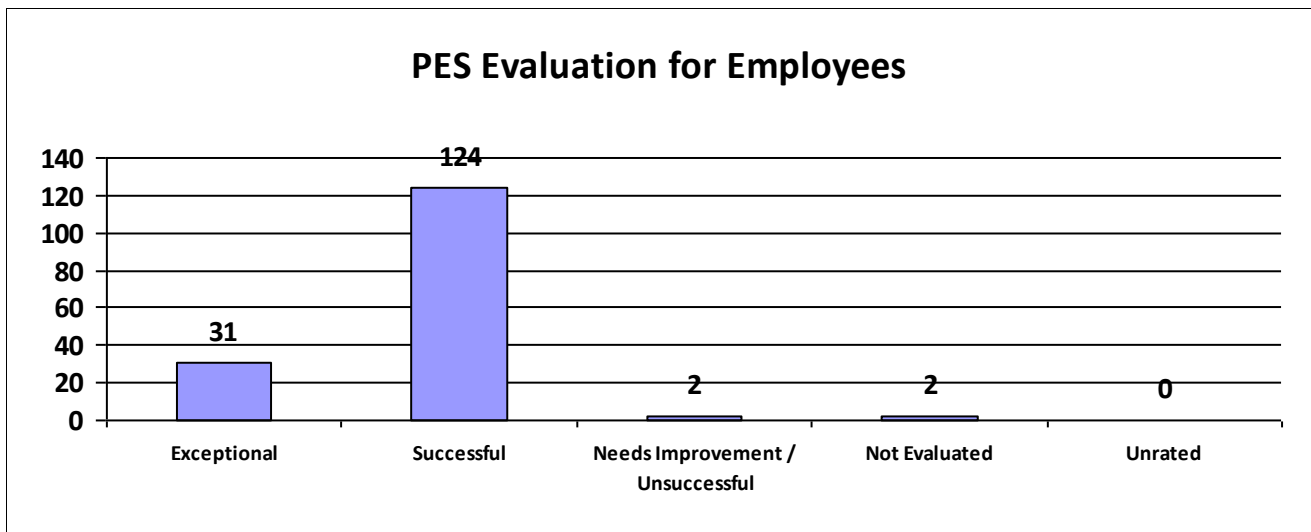
**Agency: LDH-Developml Disabilities Cn**

<b>Performance Year 07/01/2019 - 06/30/2020</b>	<b>Total # of Employees</b>	<b>Total %</b>
Number of employees that were rated	6	100%
Number of employees that were unrated	0	0%



**Agency: LDH-FI Parishes Human Srv Auth**

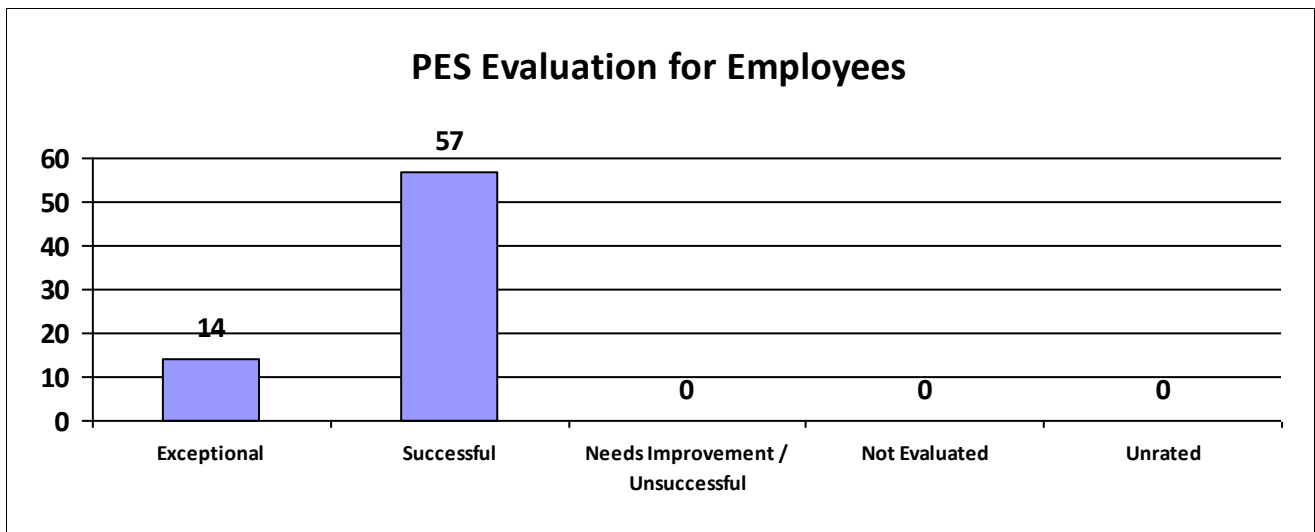
<b>Performance Year 07/01/2019 - 06/30/2020</b>	<b>Total # of Employees</b>	<b>Total %</b>
Number of employees that were rated	159	100%
Number of employees that were unrated	0	0%



Information contained within this report reflects unaudited data provided directly to the Louisiana Department of State Civil Service by each state agency. Inconsistencies found throughout the report may be attributed to personnel changes not properly reflected in the agency's human resources information system during the performance evaluation period.

**Agency: LDH-Imperial Calc Hum Svc Auth**

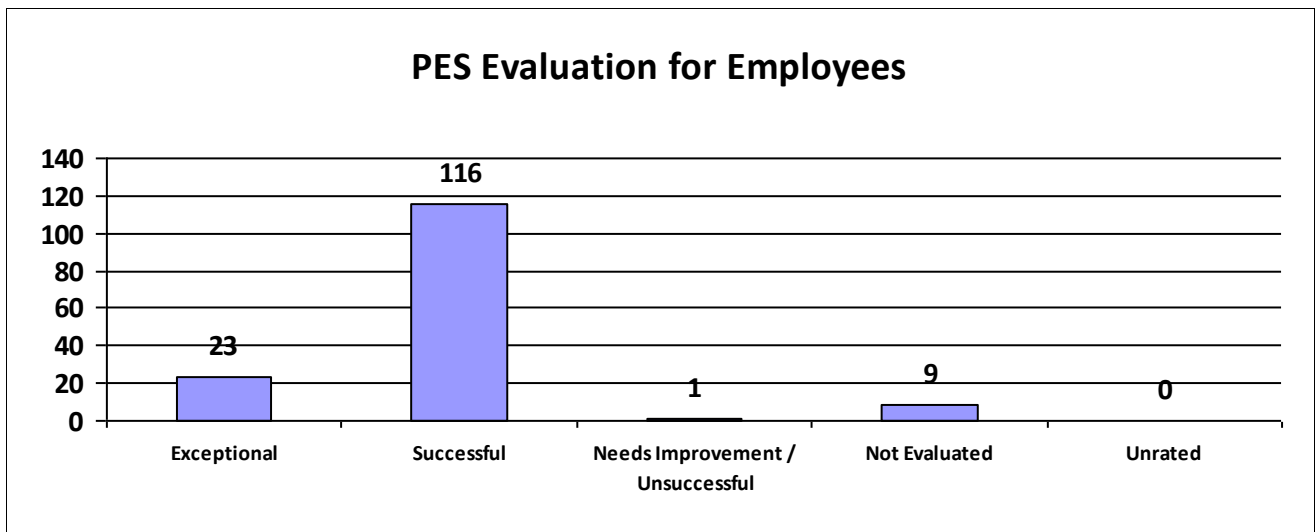
<b>Performance Year 07/01/2019 - 06/30/2020</b>	<b>Total # of Employees</b>	<b>Total %</b>
Number of employees that were rated	71	100%
Number of employees that were unrated	0	0%



Information contained within this report reflects unaudited data provided directly to the Louisiana Department of State Civil Service by each state agency. Inconsistencies found throughout the report may be attributed to personnel changes not properly reflected in the agency's human resources information system during the performance evaluation period.

**Agency: LDH-Jeff Parish Human Srv Auth**

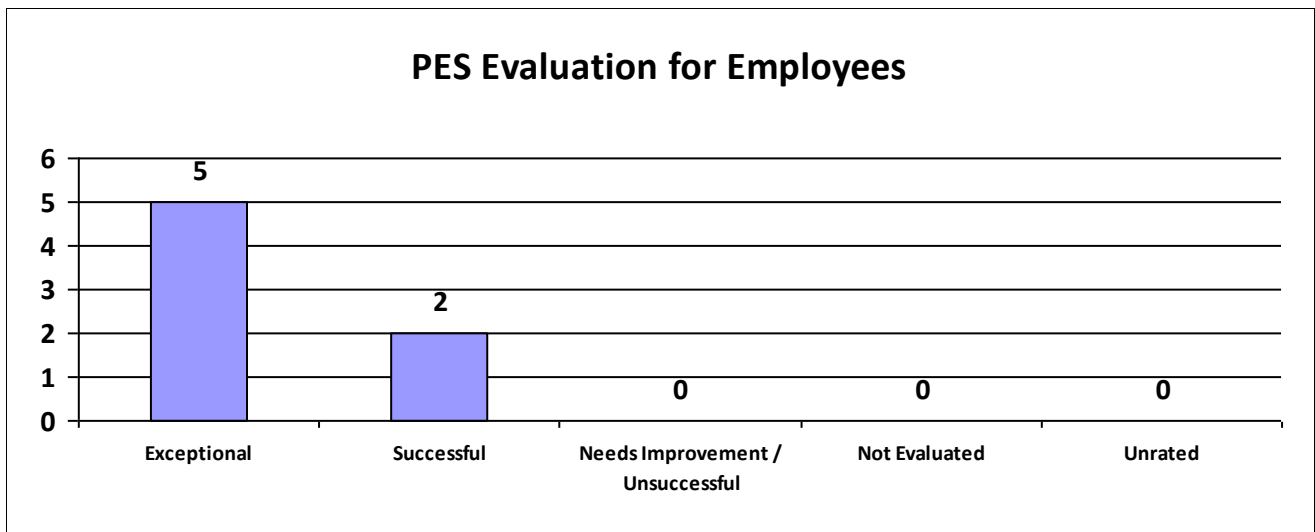
<b>Performance Year 07/01/2019 - 06/30/2020</b>	<b>Total # of Employees</b>	<b>Total %</b>
Number of employees that were rated	149	100%
Number of employees that were unrated	0	0%



**State of Louisiana**  
**STATE CIVIL SERVICE**  
*PES Annual Report - Fiscal Year 2019-2020*

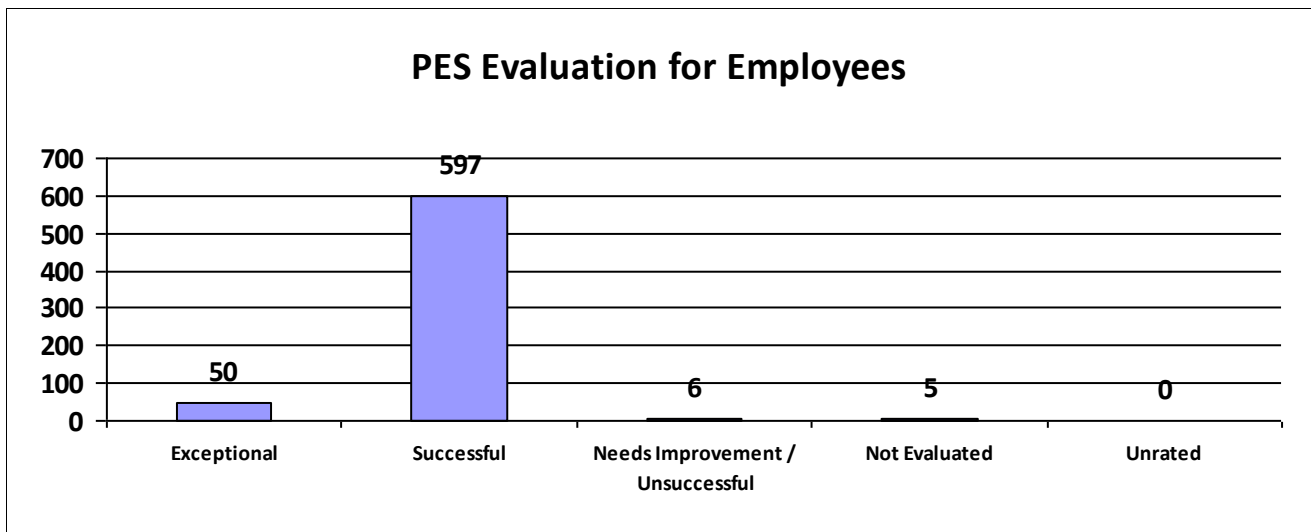
**Agency: LDH-LA Emergency Response Net**

<b>Performance Year 07/01/2019 - 06/30/2020</b>	<b>Total # of Employees</b>	<b>Total %</b>
Number of employees that were rated	7	100%
Number of employees that were unrated	0	0%



**Agency: LDH-Medical Vendor Admin**

<b>Performance Year 07/01/2019 - 06/30/2020</b>	<b>Total # of Employees</b>	<b>Total %</b>
Number of employees that were rated	658	100%
Number of employees that were unrated	0	0%

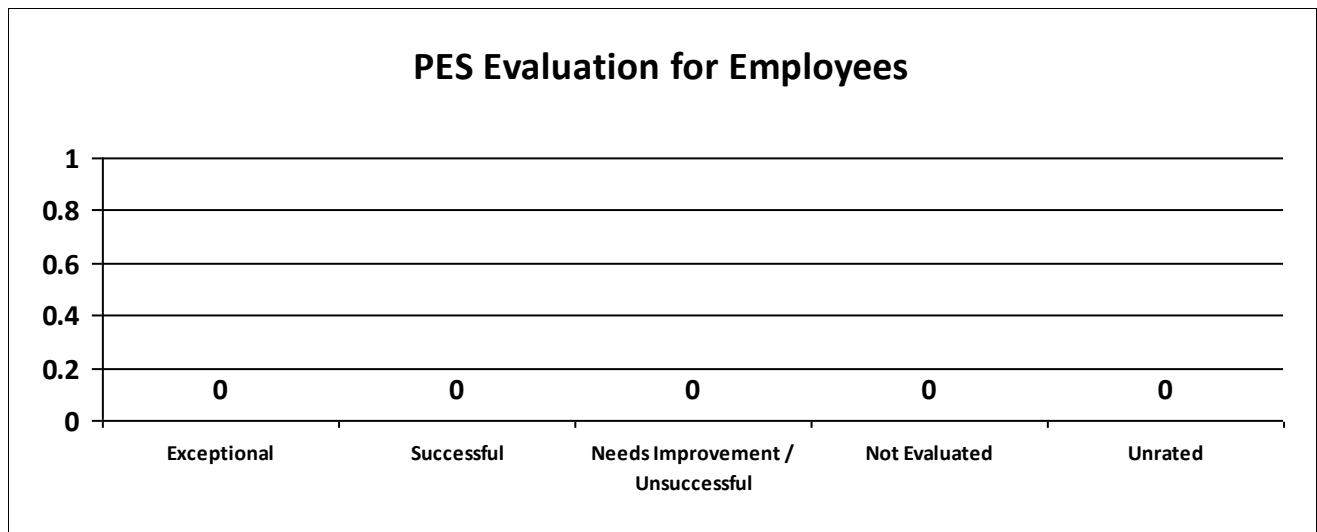




State of Louisiana  
STATE CIVIL SERVICE  
PES Annual Report - Fiscal Year 2019-2020

Agency: LDH-Mental Health Area B

Performance Year 07/01/2019 - 06/30/2020	Total # of Employees	Total %
Number of employees that were rated	0	0%
Number of employees that were unrated	0	0%

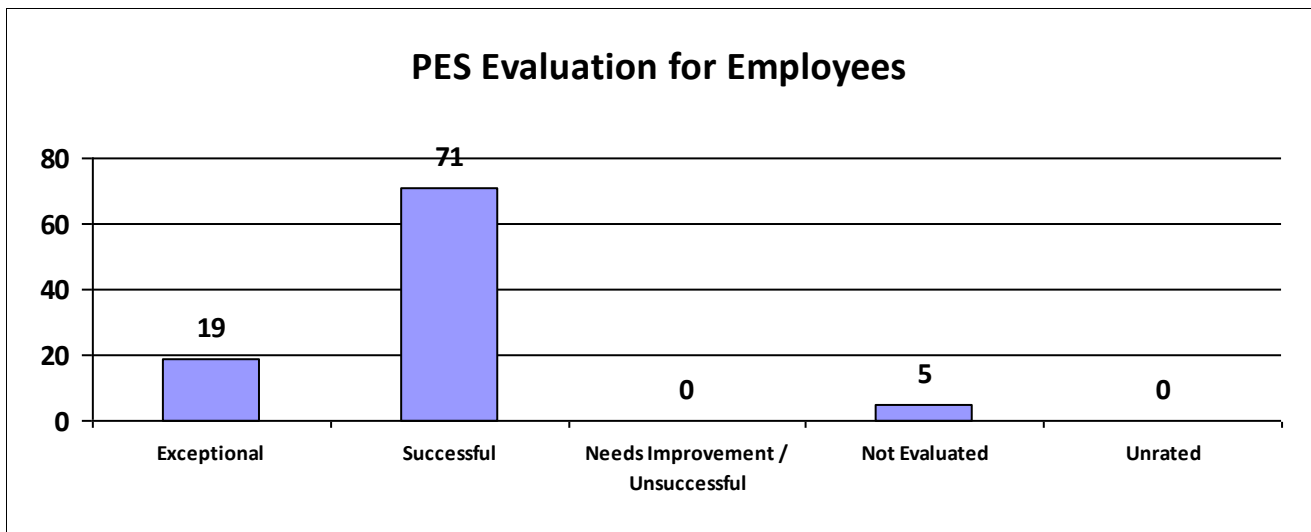


Information contained within this report reflects unaudited data provided directly to the Louisiana Department of State Civil Service by each state agency. Inconsistencies found throughout the report may be attributed to personnel changes not properly reflected in the agency's human resources information system during the performance evaluation period.

**State of Louisiana**  
**STATE CIVIL SERVICE**  
*PES Annual Report - Fiscal Year 2019-2020*

**Agency: LDH-NE Delta Human Svc Auth**

<b>Performance Year 07/01/2019 - 06/30/2020</b>	<b>Total # of Employees</b>	<b>Total %</b>
Number of employees that were rated	95	100%
Number of employees that were unrated	0	0%



Information contained within this report reflects unaudited data provided directly to the Louisiana Department of State Civil Service by each state agency. Inconsistencies found throughout the report may be attributed to personnel changes not properly reflected in the agency's human resources information system during the performance evaluation period.

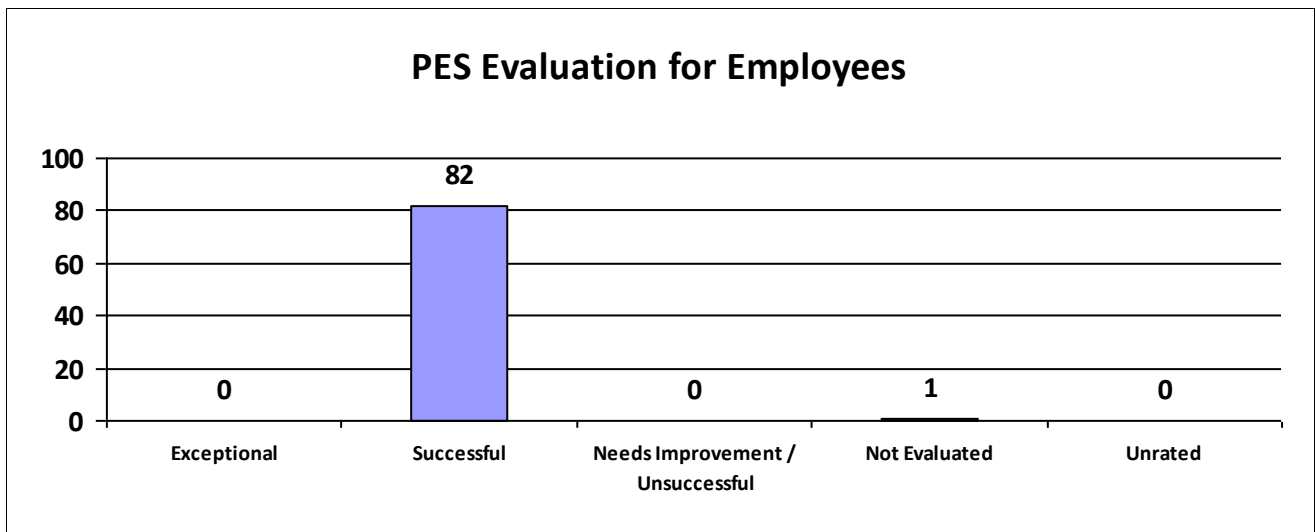




**State of Louisiana**  
**STATE CIVIL SERVICE**  
*PES Annual Report - Fiscal Year 2019-2020*

**Agency: LDH-NW LA Hum Svcs District**

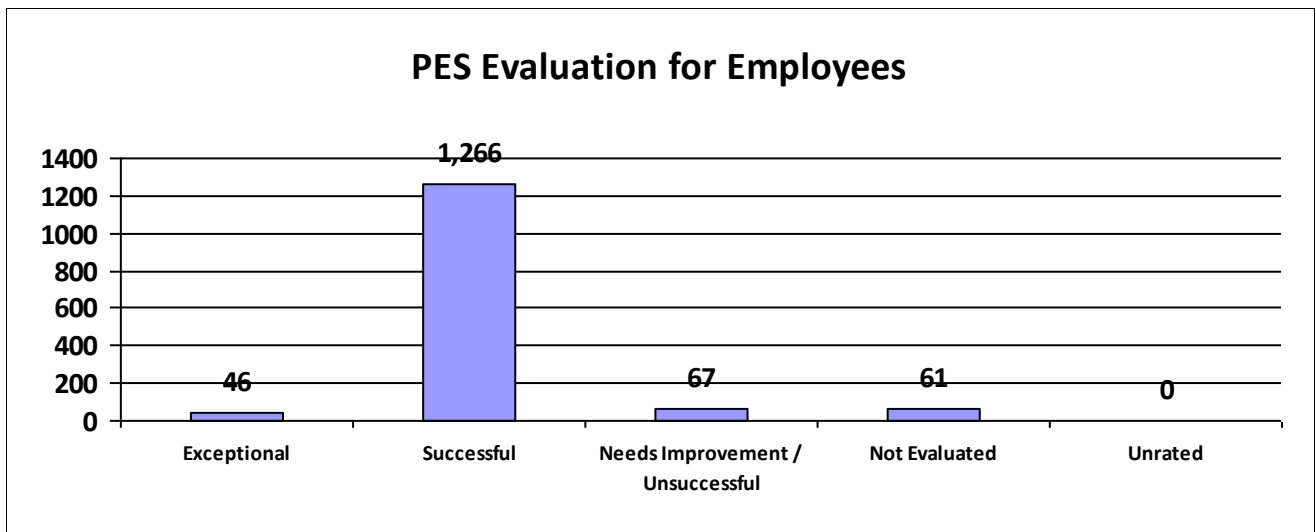
Performance Year 07/01/2019 - 06/30/2020	Total # of Employees	Total %
Number of employees that were rated	83	100%
Number of employees that were unrated	0	0%



Information contained within this report reflects unaudited data provided directly to the Louisiana Department of State Civil Service by each state agency. Inconsistencies found throughout the report may be attributed to personnel changes not properly reflected in the agency's human resources information system during the performance evaluation period.

**Agency: LDH-Off for Citizen w/ Dev Dis**

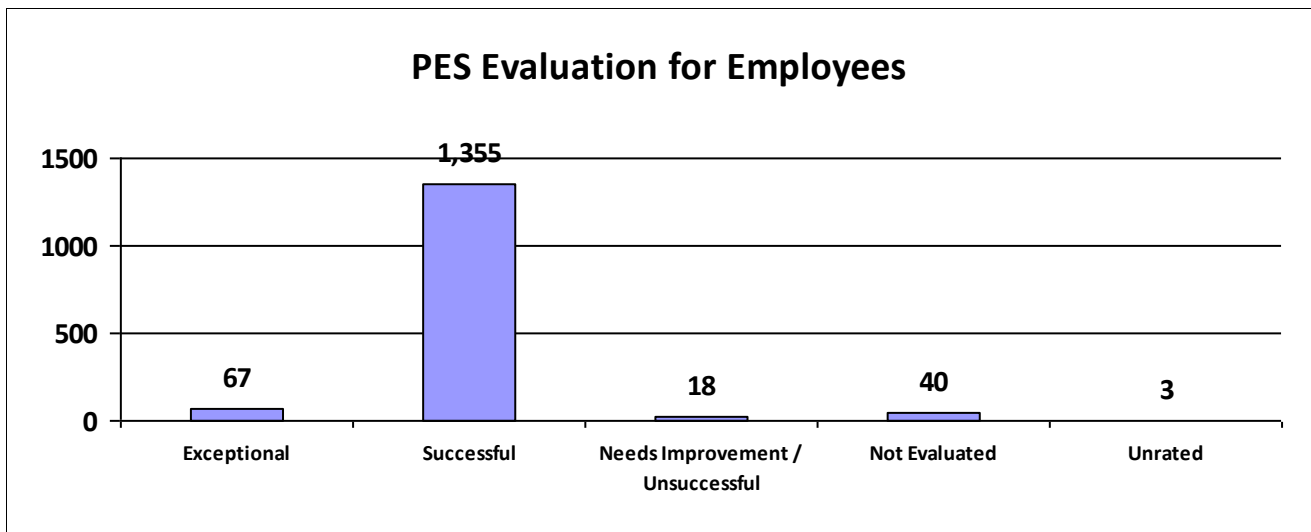
<b>Performance Year 07/01/2019 - 06/30/2020</b>	<b>Total # of Employees</b>	<b>Total %</b>
Number of employees that were rated	1,440	100%
Number of employees that were unrated	0	0%



Information contained within this report reflects unaudited data provided directly to the Louisiana Department of State Civil Service by each state agency. Inconsistencies found throughout the report may be attributed to personnel changes not properly reflected in the agency's human resources information system during the performance evaluation period.

**Agency: LDH-Off of Behavioral Health**

<b>Performance Year 07/01/2019 - 06/30/2020</b>	<b>Total # of Employees</b>	<b>Total %</b>
Number of employees that were rated	1,480	100%
Number of employees that were unrated	3	0%

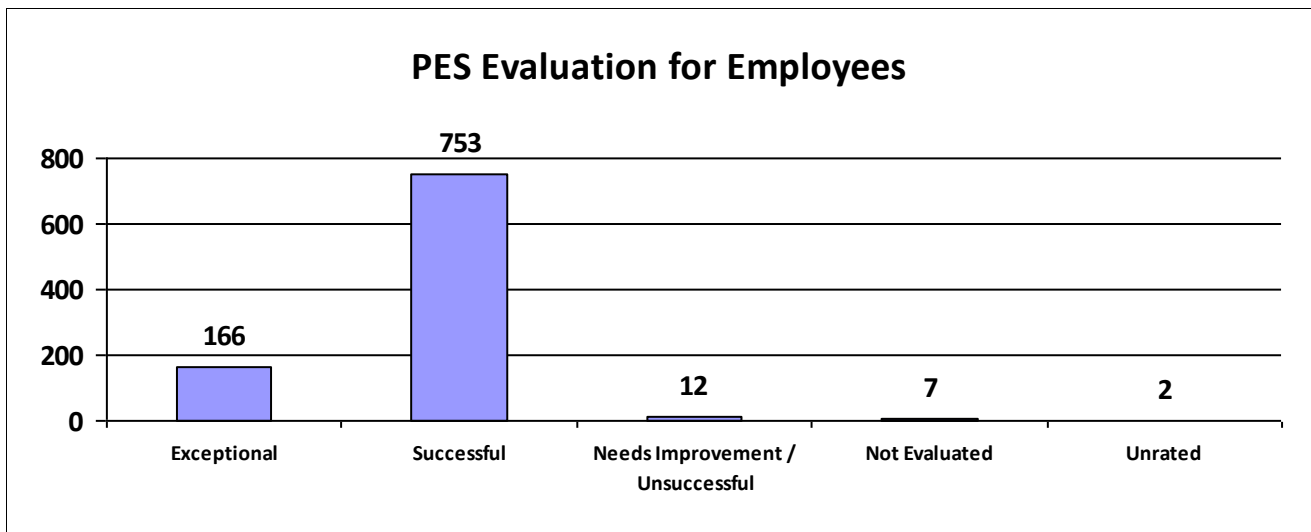


Information contained within this report reflects unaudited data provided directly to the Louisiana Department of State Civil Service by each state agency. Inconsistencies found throughout the report may be attributed to personnel changes not properly reflected in the agency's human resources information system during the performance evaluation period.

**State of Louisiana**  
**STATE CIVIL SERVICE**  
*PES Annual Report - Fiscal Year 2019-2020*

**Agency: LDH-Office of Public Health**

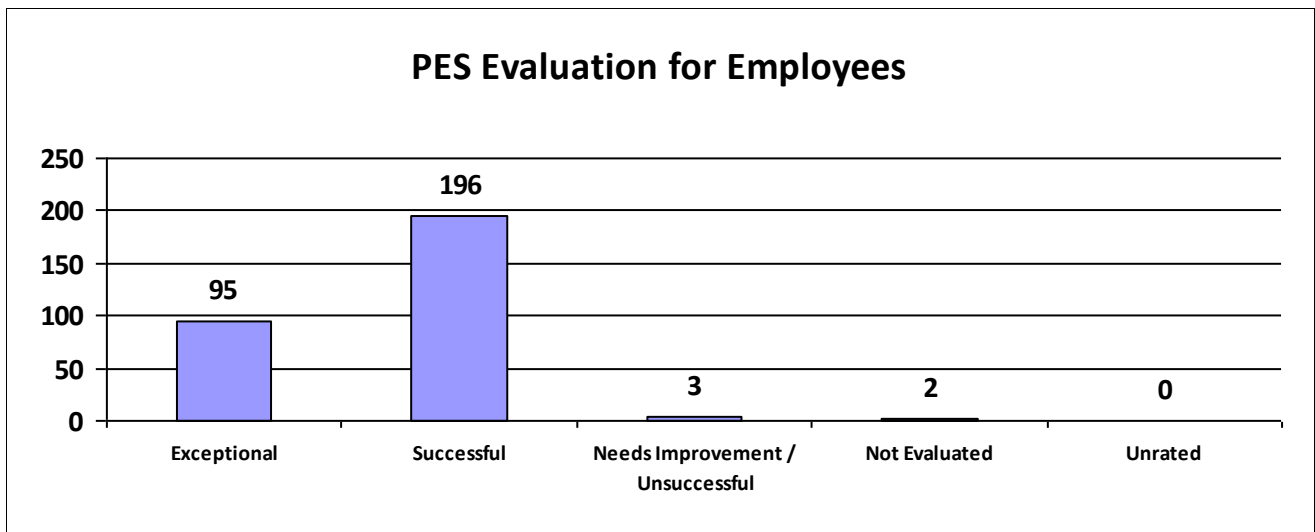
<b>Performance Year 07/01/2019 - 06/30/2020</b>	<b>Total # of Employees</b>	<b>Total %</b>
Number of employees that were rated	938	100%
Number of employees that were unrated	2	0%



Information contained within this report reflects unaudited data provided directly to the Louisiana Department of State Civil Service by each state agency. Inconsistencies found throughout the report may be attributed to personnel changes not properly reflected in the agency's human resources information system during the performance evaluation period.

**Agency: LDH-Office of Secretary**

<b>Performance Year 07/01/2019 - 06/30/2020</b>	<b>Total # of Employees</b>	<b>Total %</b>
Number of employees that were rated	296	100%
Number of employees that were unrated	0	0%



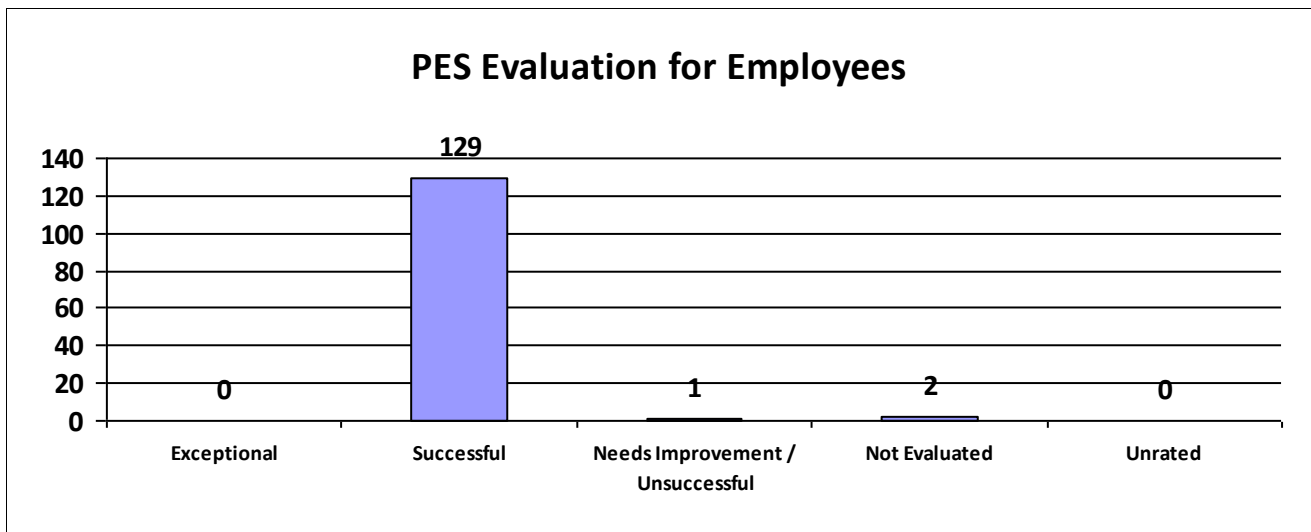
Information contained within this report reflects unaudited data provided directly to the Louisiana Department of State Civil Service by each state agency. Inconsistencies found throughout the report may be attributed to personnel changes not properly reflected in the agency's human resources information system during the performance evaluation period.



State of Louisiana  
STATE CIVIL SERVICE  
PES Annual Report - Fiscal Year 2019-2020

Agency: LDH-S Ctrl LA Human Ser Auth

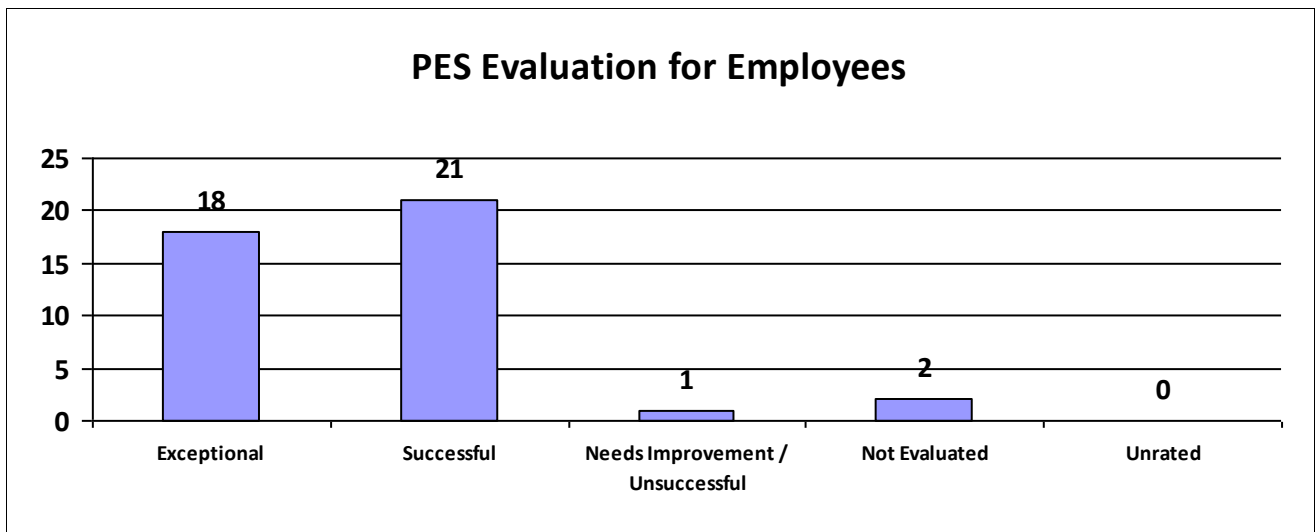
Performance Year 07/01/2019 - 06/30/2020	Total # of Employees	Total %
Number of employees that were rated	132	100%
Number of employees that were unrated	0	0%



Information contained within this report reflects unaudited data provided directly to the Louisiana Department of State Civil Service by each state agency. Inconsistencies found throughout the report may be attributed to personnel changes not properly reflected in the agency's human resources information system during the performance evaluation period.

**Agency: Med Examrs La St Bd /LDH**

<b>Performance Year 07/01/2019 - 06/30/2020</b>	<b>Total # of Employees</b>	<b>Total %</b>
Number of employees that were rated	42	100%
Number of employees that were unrated	0	0%

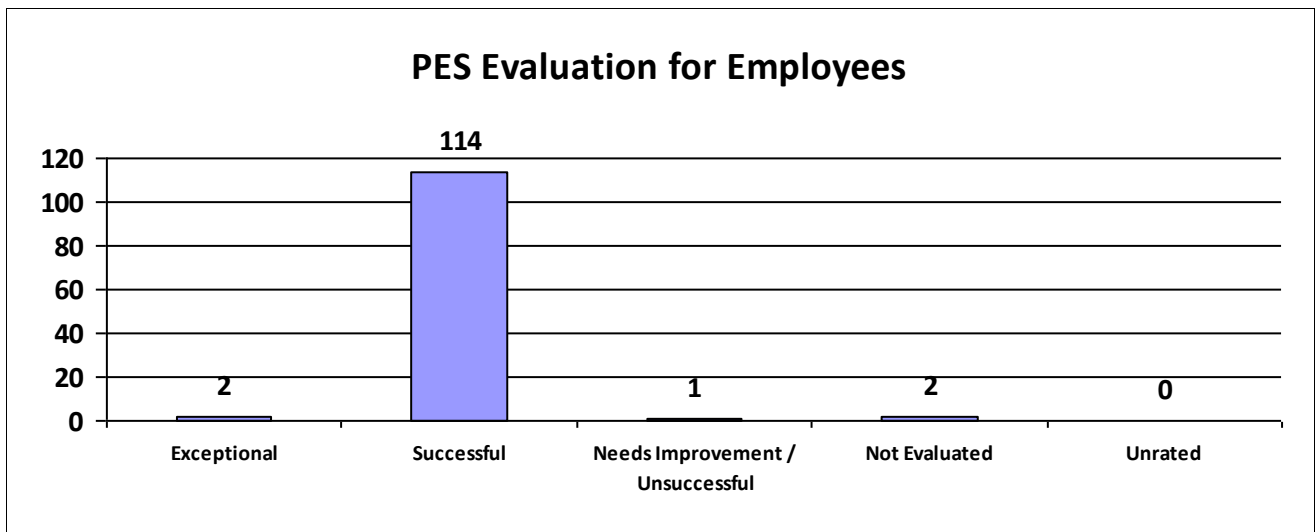




State of Louisiana  
STATE CIVIL SERVICE  
PES Annual Report - Fiscal Year 2019-2020

Agency: Metropolitan Human Svc Dst

Performance Year 07/01/2019 - 06/30/2020	Total # of Employees	Total %
Number of employees that were rated	119	100%
Number of employees that were unrated	0	0%



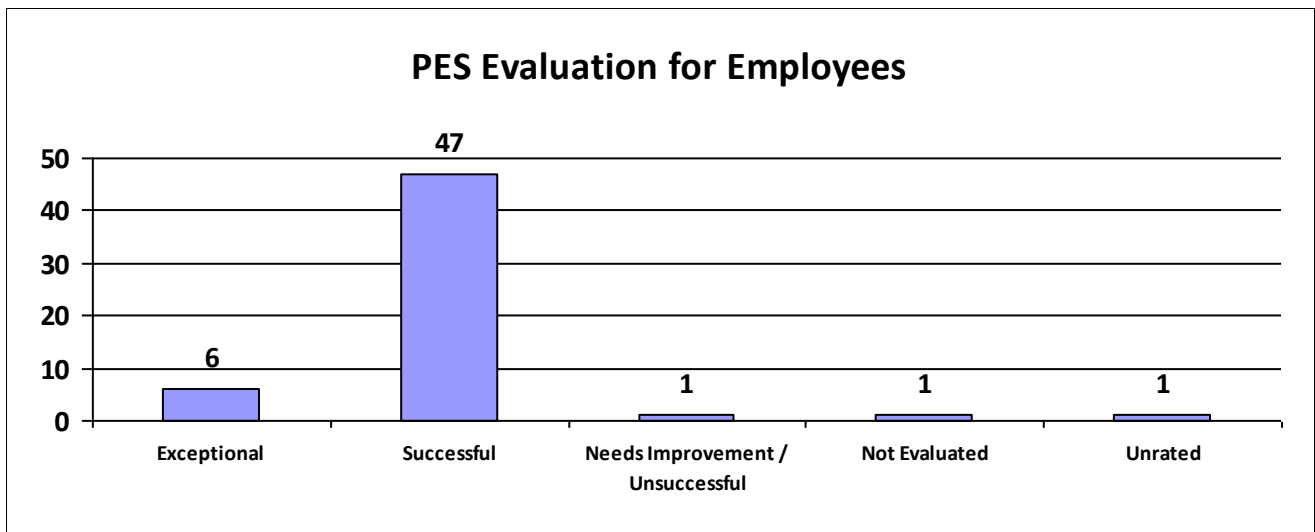
Information contained within this report reflects unaudited data provided directly to the Louisiana Department of State Civil Service by each state agency. Inconsistencies found throughout the report may be attributed to personnel changes not properly reflected in the agency's human resources information system during the performance evaluation period.



**State of Louisiana**  
**STATE CIVIL SERVICE**  
*PES Annual Report - Fiscal Year 2019-2020*

**Agency: Nursing La St Bd /LDH**

<b>Performance Year 07/01/2019 - 06/30/2020</b>	<b>Total # of Employees</b>	<b>Total %</b>
Number of employees that were rated	55	100%
Number of employees that were unrated	1	2%



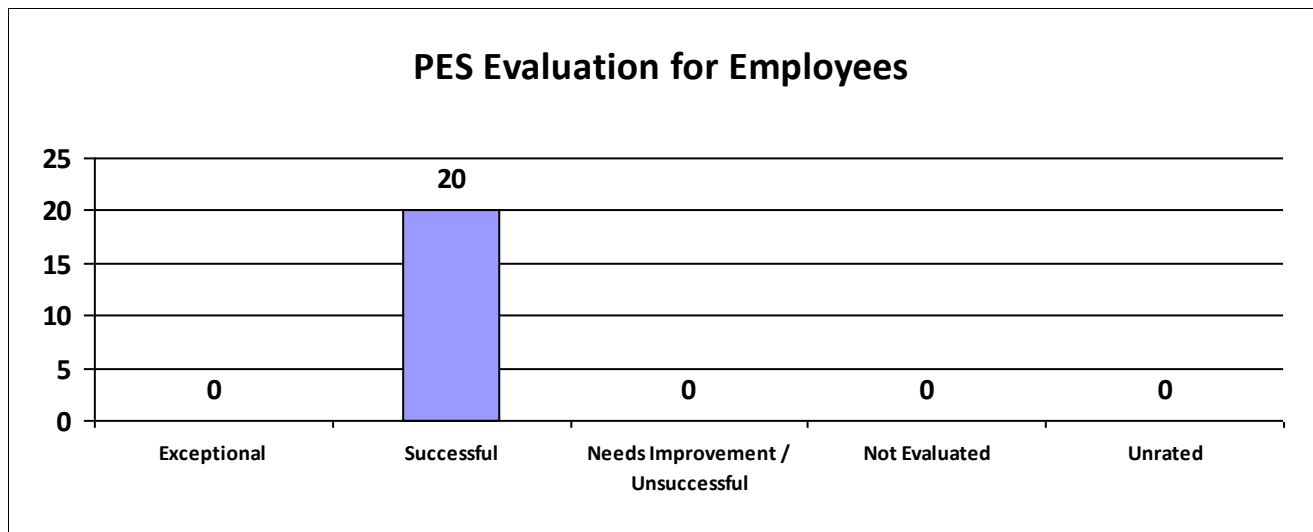
Information contained within this report reflects unaudited data provided directly to the Louisiana Department of State Civil Service by each state agency. Inconsistencies found throughout the report may be attributed to personnel changes not properly reflected in the agency's human resources information system during the performance evaluation period.



State of Louisiana  
STATE CIVIL SERVICE  
PES Annual Report - Fiscal Year 2019-2020

**Agency: Pharmacy La Bd Of /LDH**

Performance Year 07/01/2019 - 06/30/2020	Total # of Employees	Total %
Number of employees that were rated	20	100%
Number of employees that were unrated	0	0%



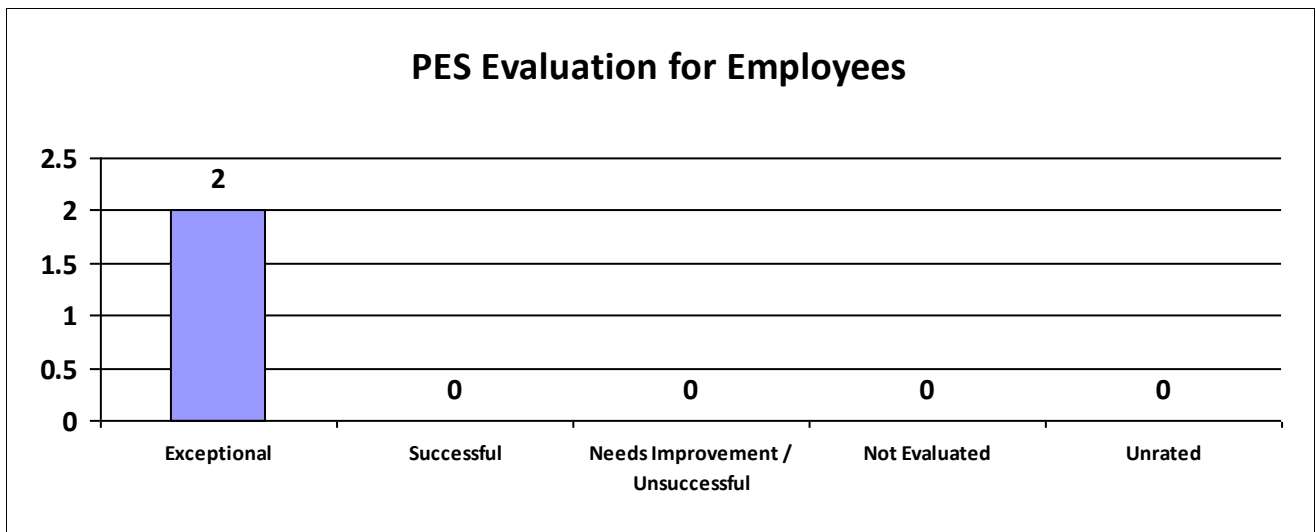
Information contained within this report reflects unaudited data provided directly to the Louisiana Department of State Civil Service by each state agency. Inconsistencies found throughout the report may be attributed to personnel changes not properly reflected in the agency's human resources information system during the performance evaluation period.



State of Louisiana  
STATE CIVIL SERVICE  
PES Annual Report - Fiscal Year 2019-2020

Agency: Physical Therapy St Bd /LDH

Performance Year 07/01/2019 - 06/30/2020	Total # of Employees	Total %
Number of employees that were rated	2	100%
Number of employees that were unrated	0	0%

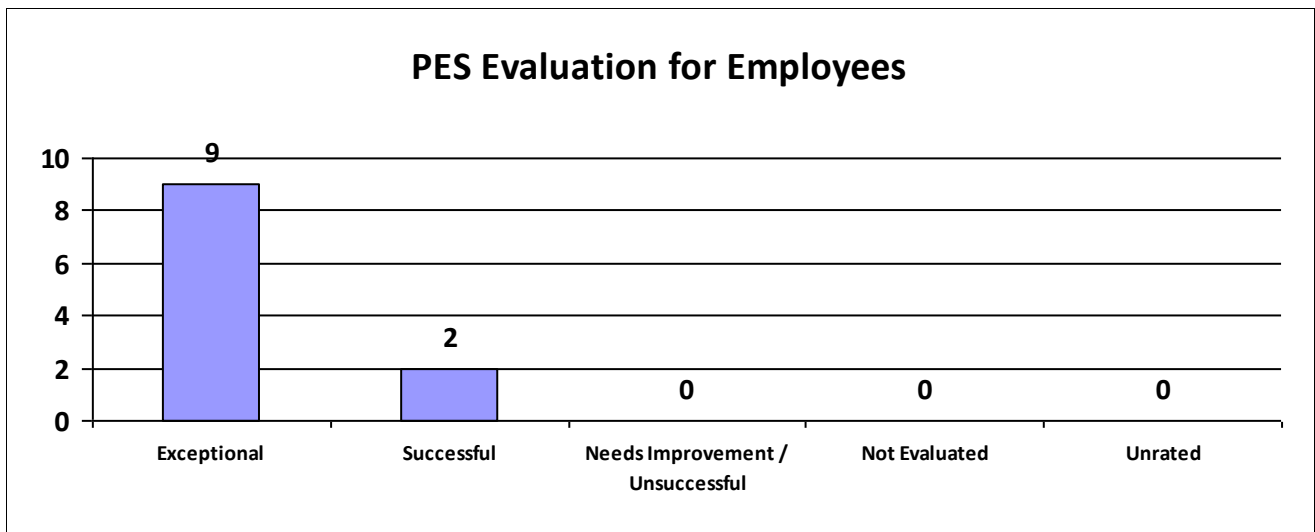


Information contained within this report reflects unaudited data provided directly to the Louisiana Department of State Civil Service by each state agency. Inconsistencies found throughout the report may be attributed to personnel changes not properly reflected in the agency's human resources information system during the performance evaluation period.

**State of Louisiana**  
**STATE CIVIL SERVICE**  
*PES Annual Report - Fiscal Year 2019-2020*

**Agency: Prac Nurse Exam La St Bd /LDH**

<b>Performance Year 07/01/2019 - 06/30/2020</b>	<b>Total # of Employees</b>	<b>Total %</b>
Number of employees that were rated	11	100%
Number of employees that were unrated	0	0%



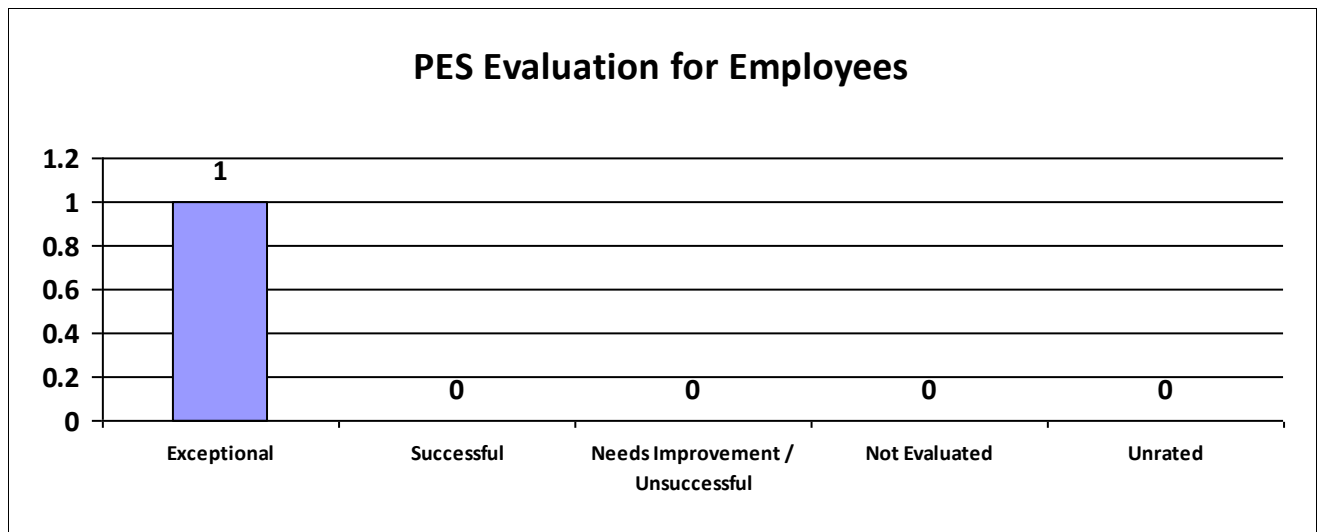
Information contained within this report reflects unaudited data provided directly to the Louisiana Department of State Civil Service by each state agency. Inconsistencies found throughout the report may be attributed to personnel changes not properly reflected in the agency's human resources information system during the performance evaluation period.



State of Louisiana  
STATE CIVIL SERVICE  
PES Annual Report - Fiscal Year 2019-2020

Agency: Radiology La St Bd /LDH

Performance Year 07/01/2019 - 06/30/2020	Total # of Employees	Total %
Number of employees that were rated	1	100%
Number of employees that were unrated	0	0%



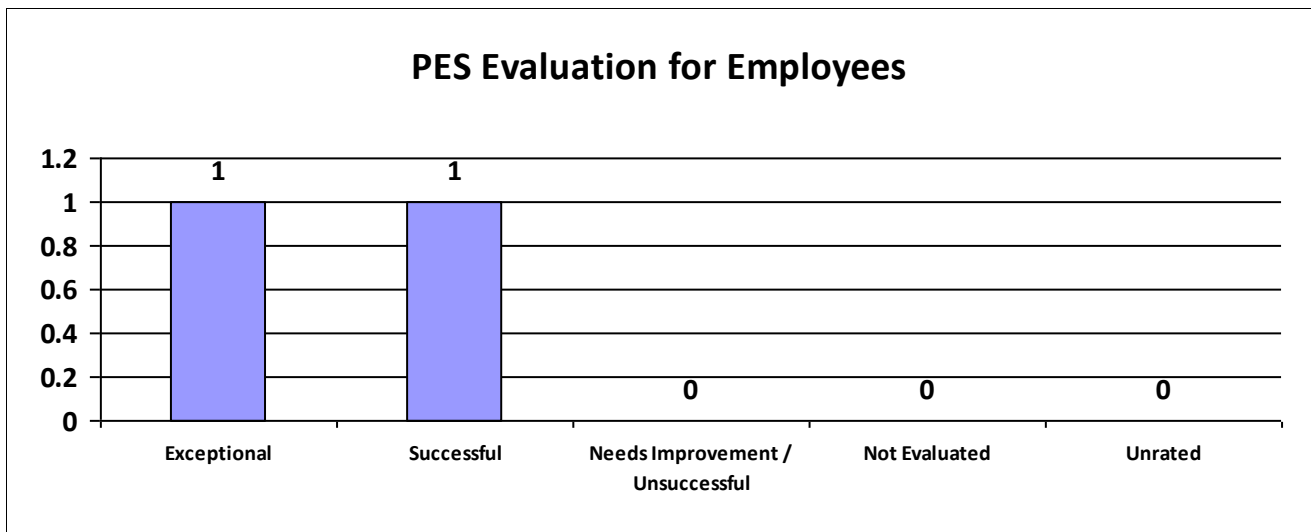
Information contained within this report reflects unaudited data provided directly to the Louisiana Department of State Civil Service by each state agency. Inconsistencies found throughout the report may be attributed to personnel changes not properly reflected in the agency's human resources information system during the performance evaluation period.



State of Louisiana  
STATE CIVIL SERVICE  
PES Annual Report - Fiscal Year 2019-2020

**Agency: Social Work Exam La Bd /LDH**

Performance Year 07/01/2019 - 06/30/2020	Total # of Employees	Total %
Number of employees that were rated	2	100%
Number of employees that were unrated	0	0%



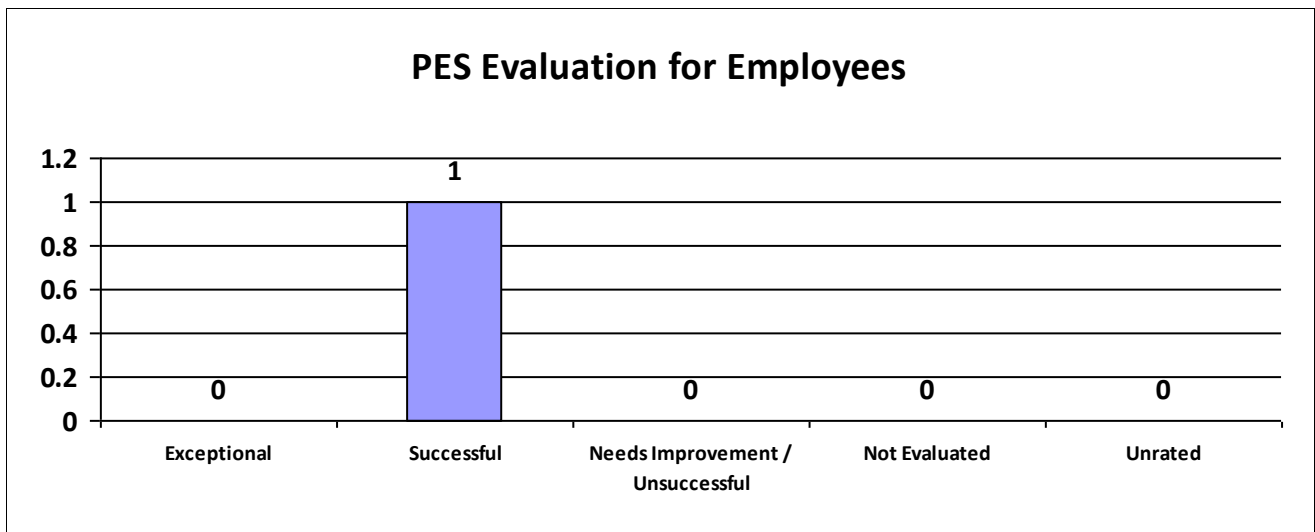
Information contained within this report reflects unaudited data provided directly to the Louisiana Department of State Civil Service by each state agency. Inconsistencies found throughout the report may be attributed to personnel changes not properly reflected in the agency's human resources information system during the performance evaluation period.



State of Louisiana  
STATE CIVIL SERVICE  
PES Annual Report - Fiscal Year 2019-2020

**Agency: Wholesale Drug Dist Bd /LDH**

Performance Year 07/01/2019 - 06/30/2020	Total # of Employees	Total %
Number of employees that were rated	1	100%
Number of employees that were unrated	0	0%



Information contained within this report reflects unaudited data provided directly to the Louisiana Department of State Civil Service by each state agency. Inconsistencies found throughout the report may be attributed to personnel changes not properly reflected in the agency's human resources information system during the performance evaluation period.



State of Louisiana

STATE CIVIL SERVICE

*PES Annual Report - Fiscal Year 2019-2020*

**Major Department: LOUISIANA HEALTH CARE SERVICES DIVISION**

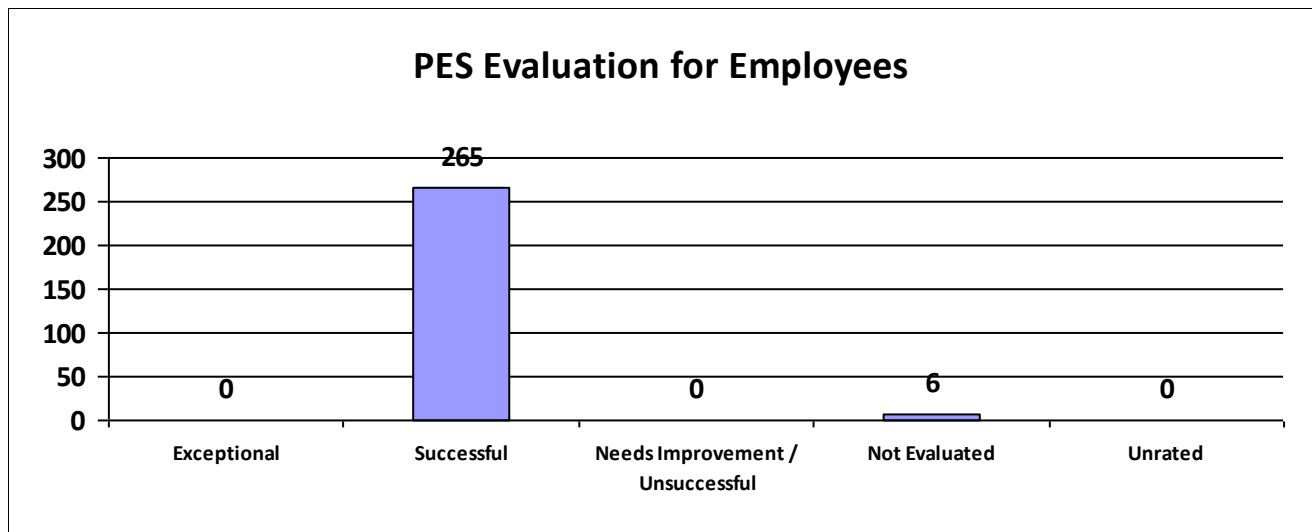
<b>Performance Year 07/01/2019 - 06/30/2020</b>	<b>Total # of Employees</b>	<b>Total %</b>
Number of employees that were rated	272	100%
Number of employees that were unrated	0	0.00%
Number of employees that were rated Exceptional	0	0%
Number of employees that were rated Successful	266	97.79%
Number of employees that were rated Needs Improvement / Unsuccessful	0	0%
Number of employees that were rated Not Evaluated	6	2.21%
Number of employees that were rated Unrated	0	0%

Information contained within this report reflects unaudited data provided directly to the Louisiana Department of State Civil Service by each state agency. Inconsistencies found throughout the report may be attributed to personnel changes not properly reflected in the agency's human resources information system during the performance evaluation period.



**Agency: Lallie Kemp Regional Med Ctr**

<b>Performance Year 07/01/2019 - 06/30/2020</b>	<b>Total # of Employees</b>	<b>Total %</b>
Number of employees that were rated	271	100%
Number of employees that were unrated	0	0%

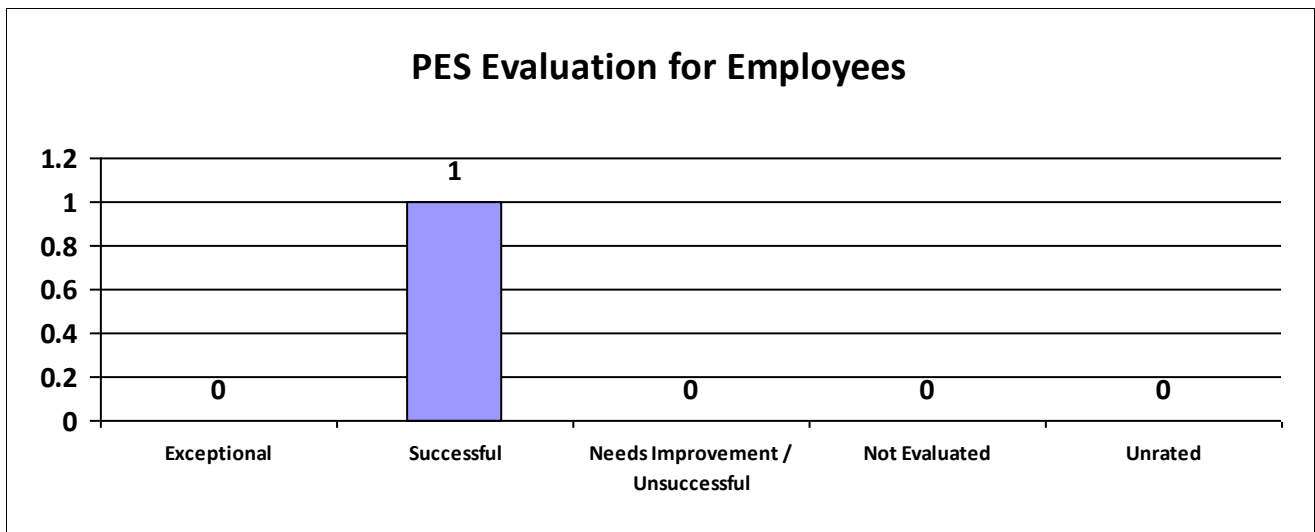




State of Louisiana  
STATE CIVIL SERVICE  
PES Annual Report - Fiscal Year 2019-2020

Agency: LSU/Health Care Svc Div

Performance Year 07/01/2019 - 06/30/2020	Total # of Employees	Total %
Number of employees that were rated	1	100%
Number of employees that were unrated	0	0%



Information contained within this report reflects unaudited data provided directly to the Louisiana Department of State Civil Service by each state agency. Inconsistencies found throughout the report may be attributed to personnel changes not properly reflected in the agency's human resources information system during the performance evaluation period.



State of Louisiana

STATE CIVIL SERVICE

*PES Annual Report - Fiscal Year 2019-2020*

**Major Department: LOUISIANA WORKFORCE COMMISSION**

<b>Performance Year 07/01/2019 - 06/30/2020</b>	<b>Total # of Employees</b>	<b>Total %</b>
Number of employees that were rated	779	100%
Number of employees that were unrated	0	0.00%
Number of employees that were rated Exceptional	35	4%
Number of employees that were rated Successful	725	93.07%
Number of employees that were rated Needs Improvement / Unsuccessful	14	2%
Number of employees that were rated Not Evaluated	5	0.64%
Number of employees that were rated Unrated	0	0%

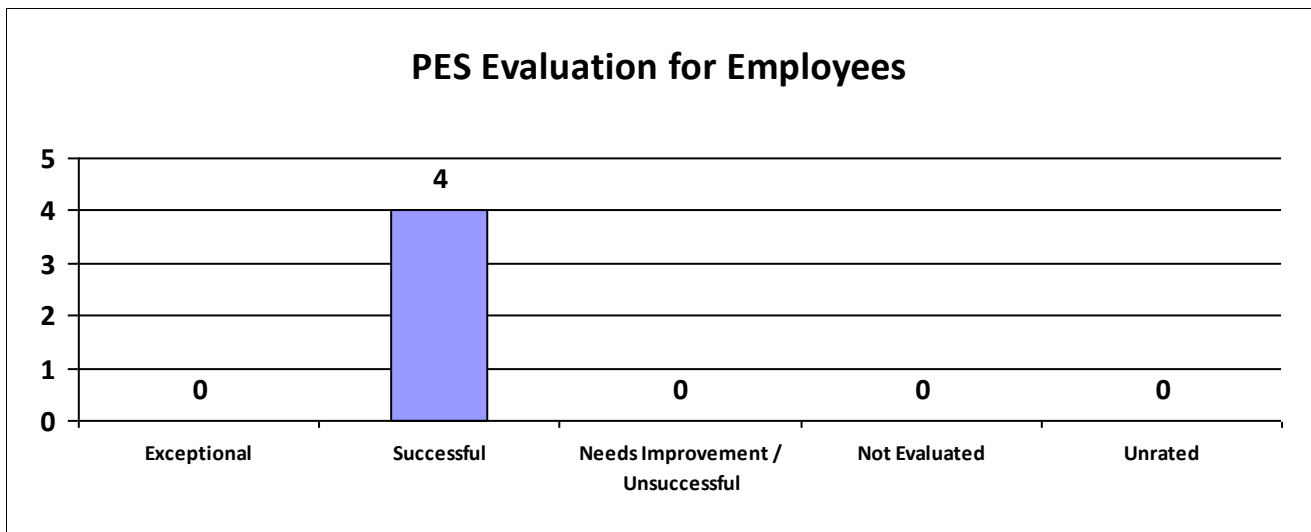
Information contained within this report reflects unaudited data provided directly to the Louisiana Department of State Civil Service by each state agency. Inconsistencies found throughout the report may be attributed to personnel changes not properly reflected in the agency's human resources information system during the performance evaluation period.



State of Louisiana  
STATE CIVIL SERVICE  
PES Annual Report - Fiscal Year 2019-2020

Agency: Barber Examiners Board /DOL

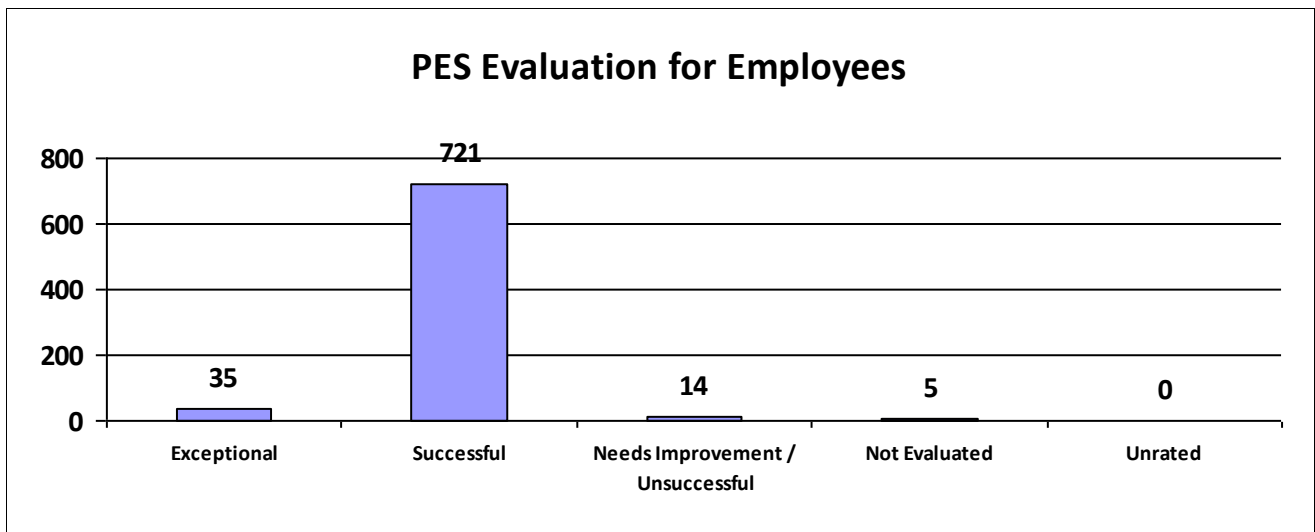
Performance Year 07/01/2019 - 06/30/2020	Total # of Employees	Total %
Number of employees that were rated	4	100%
Number of employees that were unrated	0	0%



Information contained within this report reflects unaudited data provided directly to the Louisiana Department of State Civil Service by each state agency. Inconsistencies found throughout the report may be attributed to personnel changes not properly reflected in the agency's human resources information system during the performance evaluation period.

**Agency: LWC-Workforce Support & Training**

<b>Performance Year 07/01/2019 - 06/30/2020</b>	<b>Total # of Employees</b>	<b>Total %</b>
Number of employees that were rated	775	100%
Number of employees that were unrated	0	0%



Information contained within this report reflects unaudited data provided directly to the Louisiana Department of State Civil Service by each state agency. Inconsistencies found throughout the report may be attributed to personnel changes not properly reflected in the agency's human resources information system during the performance evaluation period.



State of Louisiana

STATE CIVIL SERVICE

*PES Annual Report - Fiscal Year 2019-2020*

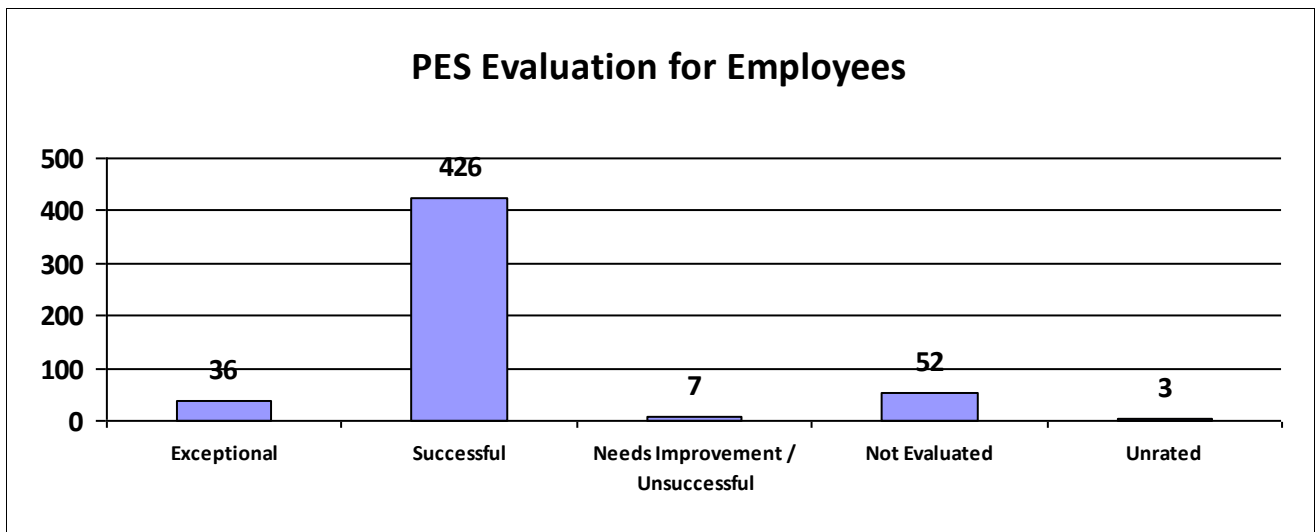
**Major Department: OFFICE OF JUVENILE JUSTICE**

<b>Performance Year 07/01/2019 - 06/30/2020</b>	<b>Total # of Employees</b>	<b>Total %</b>
Number of employees that were rated	521	100%
Number of employees that were unrated	3	0.58%
Number of employees that were rated Exceptional	36	7%
Number of employees that were rated Successful	426	81.77%
Number of employees that were rated Needs Improvement / Unsuccessful	7	1%
Number of employees that were rated Not Evaluated	52	9.98%
Number of employees that were rated Unrated	3	1%

Information contained within this report reflects unaudited data provided directly to the Louisiana Department of State Civil Service by each state agency. Inconsistencies found throughout the report may be attributed to personnel changes not properly reflected in the agency's human resources information system during the performance evaluation period.

**Agency: DYS-Off of Juvenile Justice**

<b>Performance Year 07/01/2019 - 06/30/2020</b>	<b>Total # of Employees</b>	<b>Total %</b>
Number of employees that were rated	521	100%
Number of employees that were unrated	3	1%





State of Louisiana

STATE CIVIL SERVICE

*PES Annual Report - Fiscal Year 2019-2020*

**Major Department: OFFICE OF THE LIEUTENANT GOVERNOR**

<b>Performance Year 07/01/2019 - 06/30/2020</b>	<b>Total # of Employees</b>	<b>Total %</b>
Number of employees that were rated	3	100%
Number of employees that were unrated	0	0.00%
Number of employees that were rated Exceptional	3	100%
Number of employees that were rated Successful	0	0.00%
Number of employees that were rated Needs Improvement / Unsuccessful	0	0%
Number of employees that were rated Not Evaluated	0	0.00%
Number of employees that were rated Unrated	0	0%

Information contained within this report reflects unaudited data provided directly to the Louisiana Department of State Civil Service by each state agency. Inconsistencies found throughout the report may be attributed to personnel changes not properly reflected in the agency's human resources information system during the performance evaluation period.

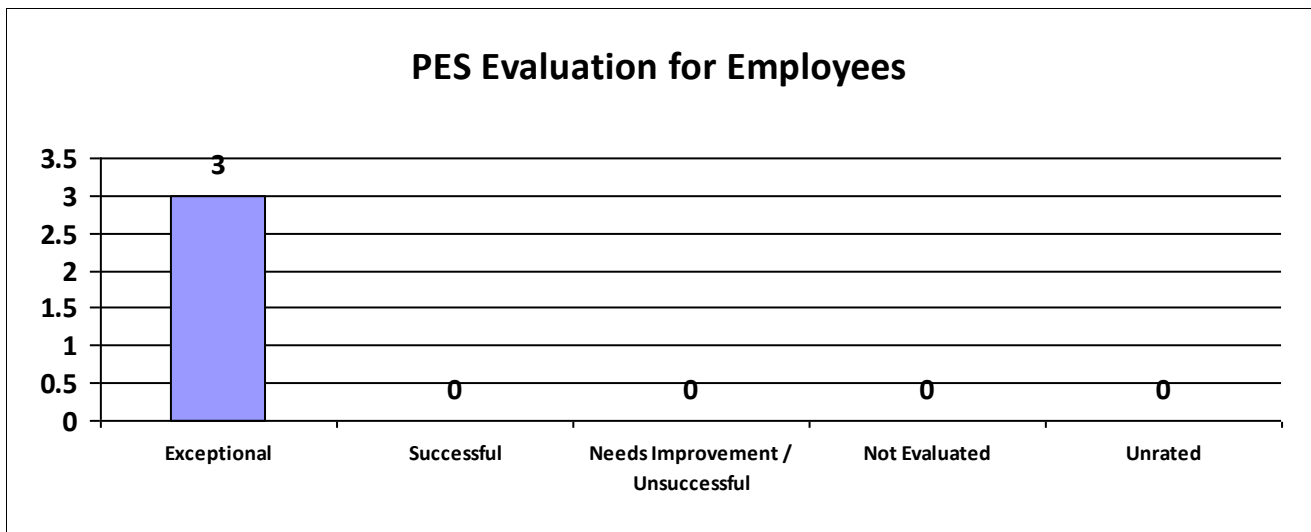




**State of Louisiana**  
**STATE CIVIL SERVICE**  
*PES Annual Report - Fiscal Year 2019-2020*

**Agency: LG-Lt Governor**

Performance Year 07/01/2019 - 06/30/2020	Total # of Employees	Total %
Number of employees that were rated	3	100%
Number of employees that were unrated	0	0%



Information contained within this report reflects unaudited data provided directly to the Louisiana Department of State Civil Service by each state agency. Inconsistencies found throughout the report may be attributed to personnel changes not properly reflected in the agency's human resources information system during the performance evaluation period.



State of Louisiana

STATE CIVIL SERVICE

*PES Annual Report - Fiscal Year 2019-2020*

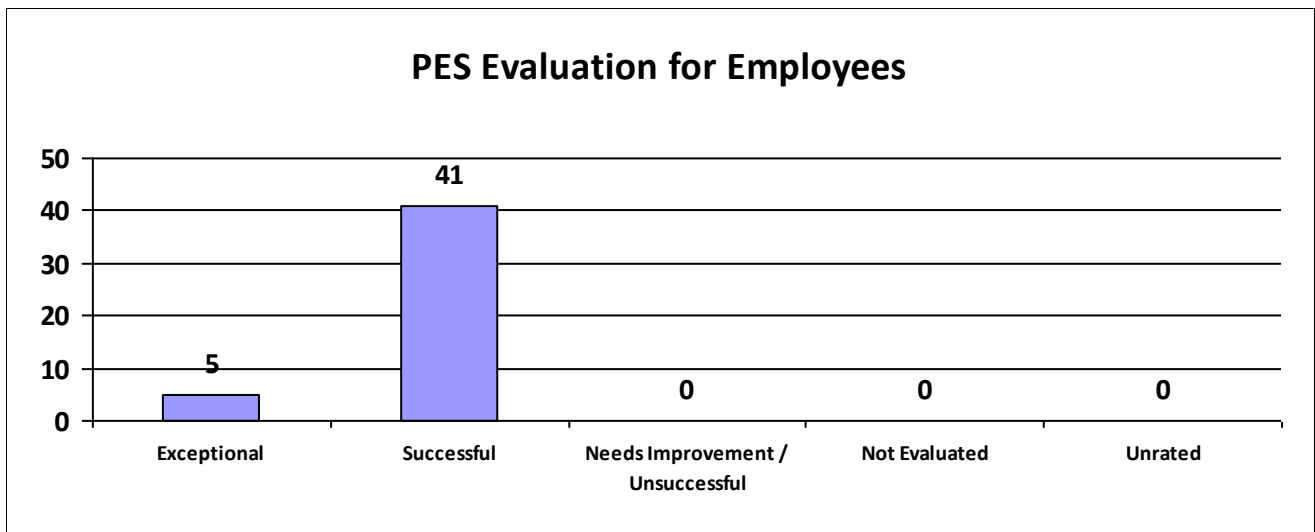
**Major Department: PORTS,LEVEE BOARDS,FRESH WATER DISTRICTS**

<b>Performance Year 07/01/2019 - 06/30/2020</b>	<b>Total # of Employees</b>	<b>Total %</b>
Number of employees that were rated	741	100%
Number of employees that were unrated	9	1.21%
Number of employees that were rated Exceptional	65	9%
Number of employees that were rated Successful	652	87.99%
Number of employees that were rated Needs Improvement / Unsuccessful	10	1%
Number of employees that were rated Not Evaluated	14	1.89%
Number of employees that were rated Unrated	9	1%

Information contained within this report reflects unaudited data provided directly to the Louisiana Department of State Civil Service by each state agency. Inconsistencies found throughout the report may be attributed to personnel changes not properly reflected in the agency's human resources information system during the performance evaluation period.

**Agency: Atchafalaya Basin Levee District**

<b>Performance Year 07/01/2019 - 06/30/2020</b>	<b>Total # of Employees</b>	<b>Total %</b>
Number of employees that were rated	46	100%
Number of employees that were unrated	0	0%

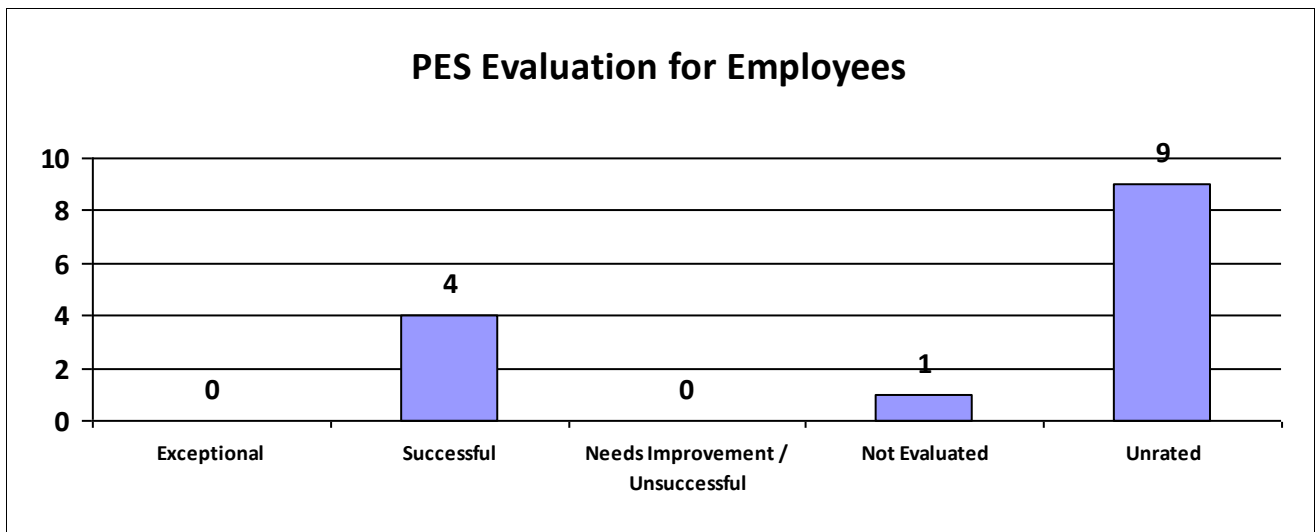


Information contained within this report reflects unaudited data provided directly to the Louisiana Department of State Civil Service by each state agency. Inconsistencies found throughout the report may be attributed to personnel changes not properly reflected in the agency's human resources information system during the performance evaluation period.

**State of Louisiana**  
**STATE CIVIL SERVICE**  
*PES Annual Report - Fiscal Year 2019-2020*

**Agency: Caddo Levee District**

<b>Performance Year 07/01/2019 - 06/30/2020</b>	<b>Total # of Employees</b>	<b>Total %</b>
Number of employees that were rated	5	100%
Number of employees that were unrated	9	180%

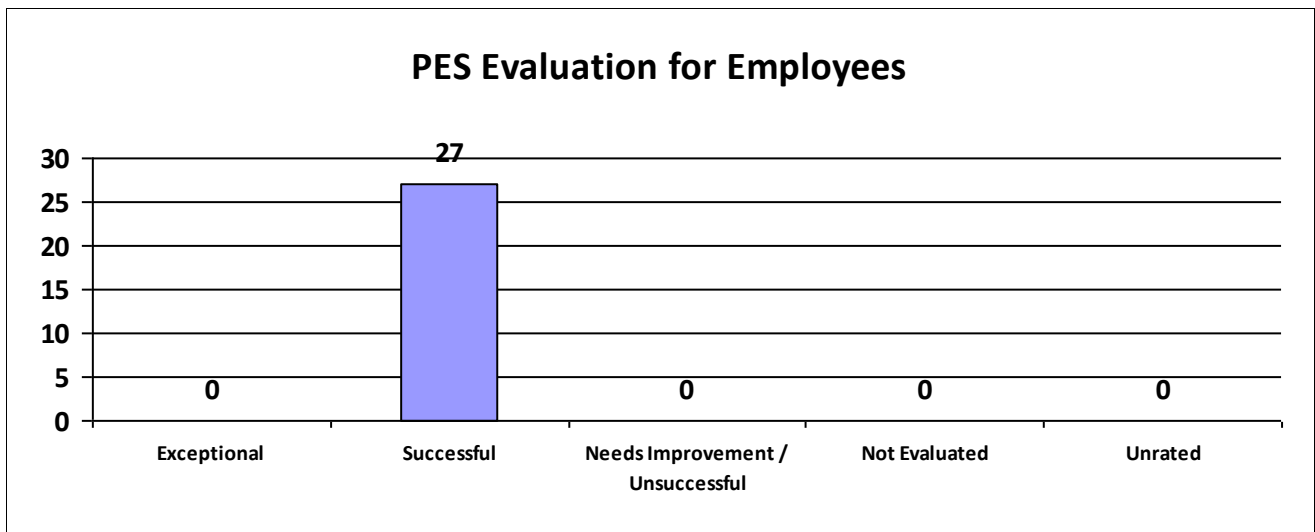


Information contained within this report reflects unaudited data provided directly to the Louisiana Department of State Civil Service by each state agency. Inconsistencies found throughout the report may be attributed to personnel changes not properly reflected in the agency's human resources information system during the performance evaluation period.

**State of Louisiana**  
**STATE CIVIL SERVICE**  
*PES Annual Report - Fiscal Year 2019-2020*

**Agency: East Jefferson Levee District**

<b>Performance Year 07/01/2019 - 06/30/2020</b>	<b>Total # of Employees</b>	<b>Total %</b>
Number of employees that were rated	27	100%
Number of employees that were unrated	0	0%

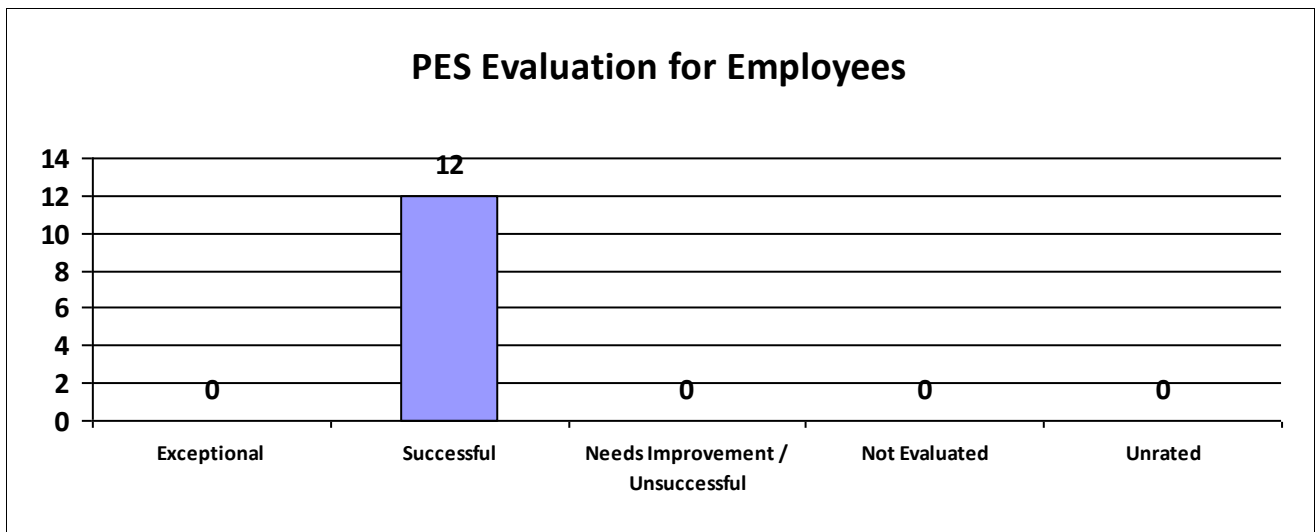


Information contained within this report reflects unaudited data provided directly to the Louisiana Department of State Civil Service by each state agency. Inconsistencies found throughout the report may be attributed to personnel changes not properly reflected in the agency's human resources information system during the performance evaluation period.

**State of Louisiana**  
**STATE CIVIL SERVICE**  
*PES Annual Report - Fiscal Year 2019-2020*

**Agency: Fifth La Levee District**

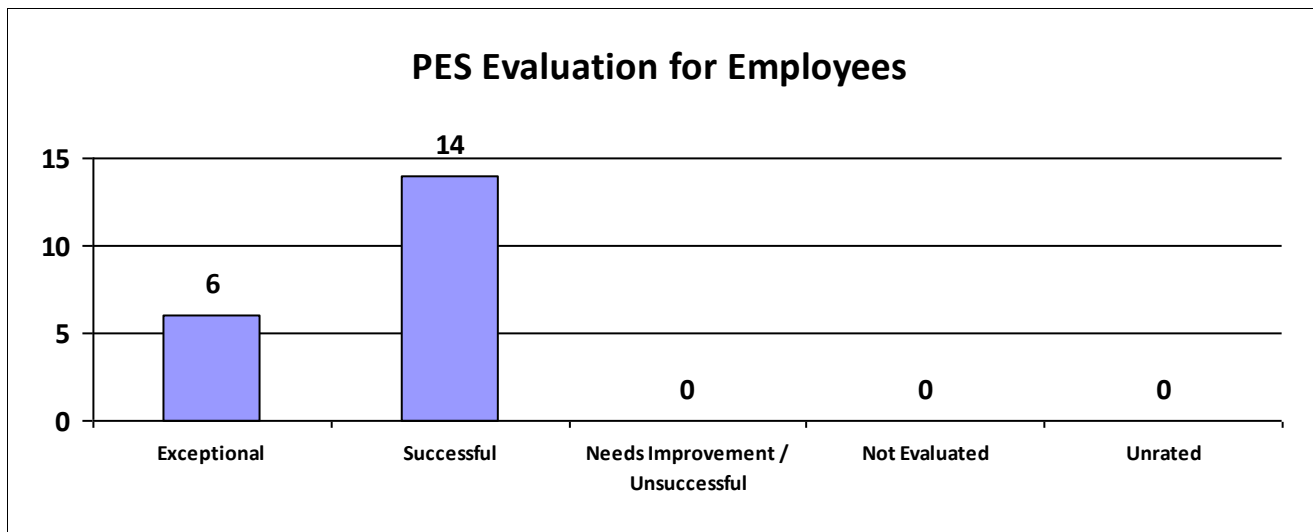
<b>Performance Year 07/01/2019 - 06/30/2020</b>	<b>Total # of Employees</b>	<b>Total %</b>
Number of employees that were rated	12	100%
Number of employees that were unrated	0	0%



Information contained within this report reflects unaudited data provided directly to the Louisiana Department of State Civil Service by each state agency. Inconsistencies found throughout the report may be attributed to personnel changes not properly reflected in the agency's human resources information system during the performance evaluation period.

**Agency: Greater BR Port Commission**

<b>Performance Year 07/01/2019 - 06/30/2020</b>	<b>Total # of Employees</b>	<b>Total %</b>
Number of employees that were rated	20	100%
Number of employees that were unrated	0	0%

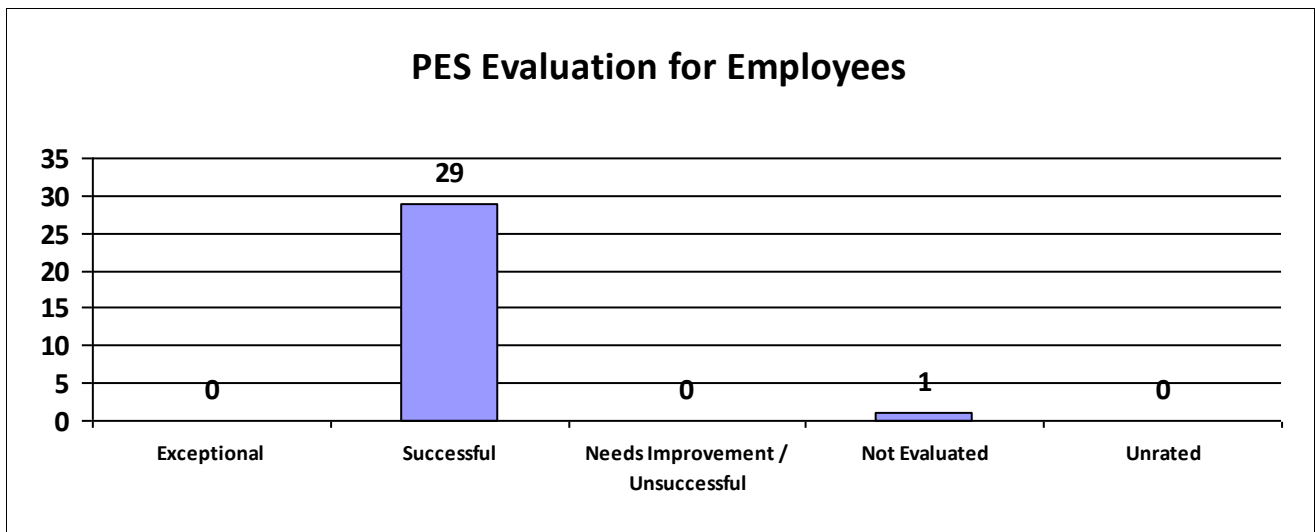




**State of Louisiana**  
**STATE CIVIL SERVICE**  
*PES Annual Report - Fiscal Year 2019-2020*

**Agency: Lafourche Basin Levee District**

<b>Performance Year 07/01/2019 - 06/30/2020</b>	<b>Total # of Employees</b>	<b>Total %</b>
Number of employees that were rated	30	100%
Number of employees that were unrated	0	0%

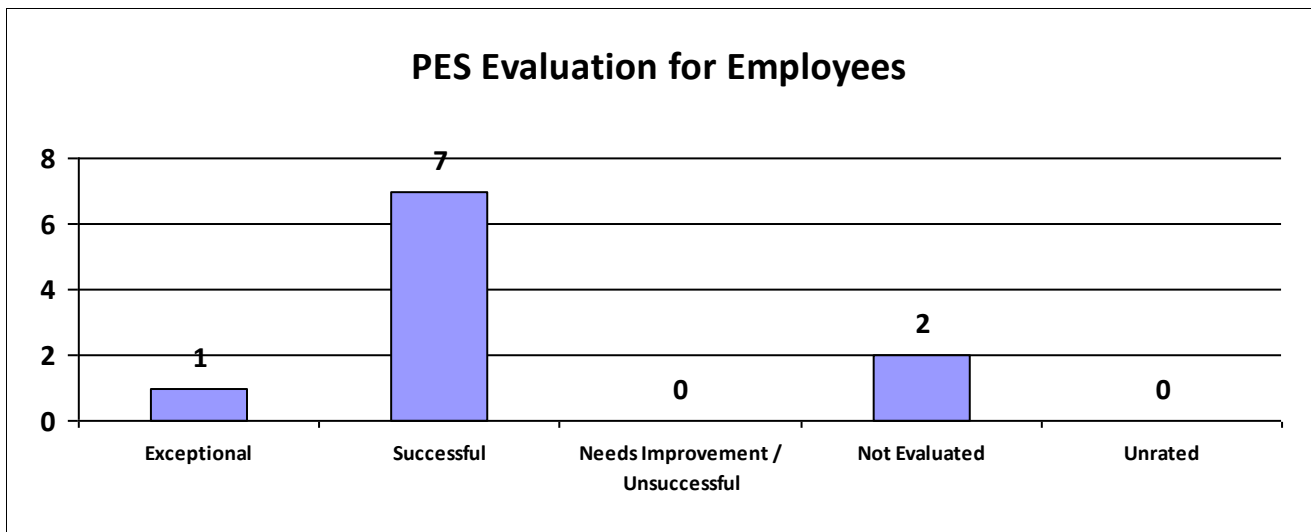


Information contained within this report reflects unaudited data provided directly to the Louisiana Department of State Civil Service by each state agency. Inconsistencies found throughout the report may be attributed to personnel changes not properly reflected in the agency's human resources information system during the performance evaluation period.



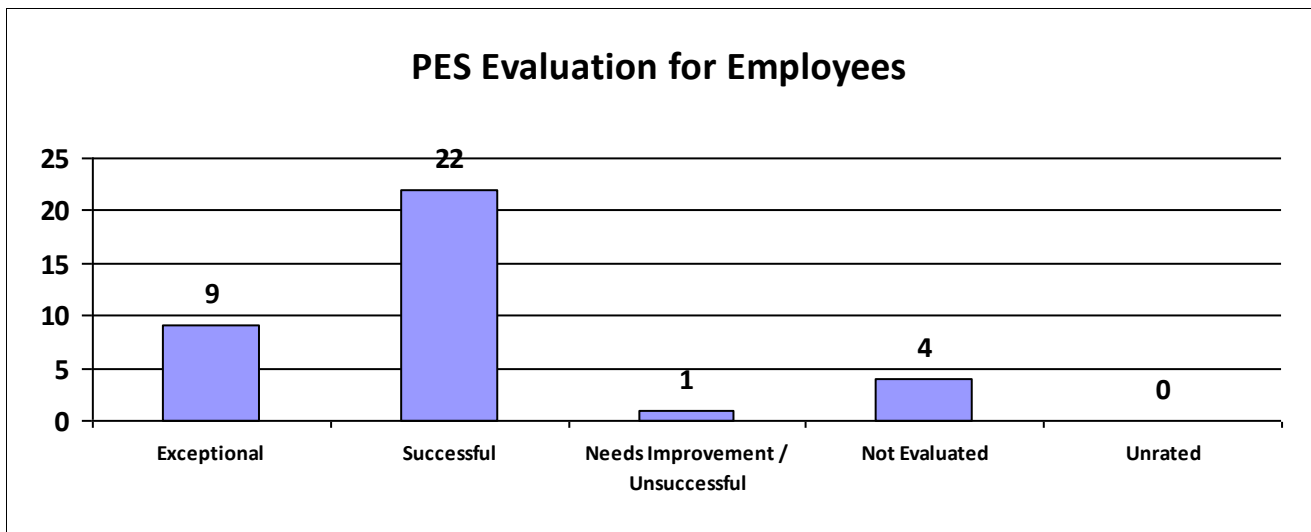
**Agency: Lake Borgne Basin Levee District**

<b>Performance Year 07/01/2019 - 06/30/2020</b>	<b>Total # of Employees</b>	<b>Total %</b>
Number of employees that were rated	10	100%
Number of employees that were unrated	0	0%



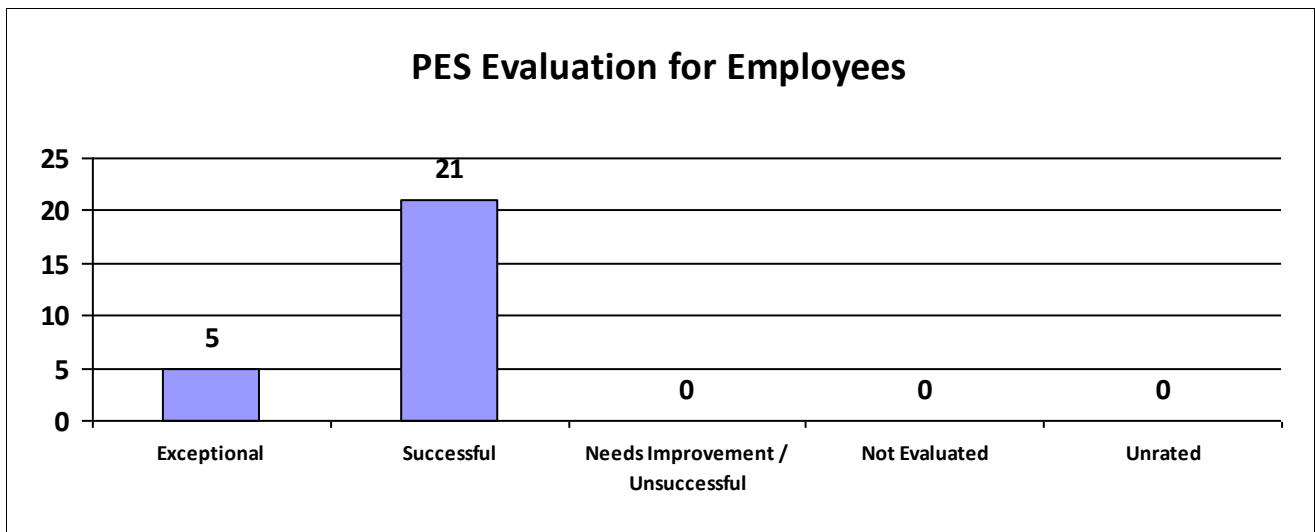
**Agency: Lake Charles Harbor & Term District**

<b>Performance Year 07/01/2019 - 06/30/2020</b>	<b>Total # of Employees</b>	<b>Total %</b>
Number of employees that were rated	36	100%
Number of employees that were unrated	0	0%



**Agency: Lakefront Management Authority**

<b>Performance Year 07/01/2019 - 06/30/2020</b>	<b>Total # of Employees</b>	<b>Total %</b>
Number of employees that were rated	26	100%
Number of employees that were unrated	0	0%

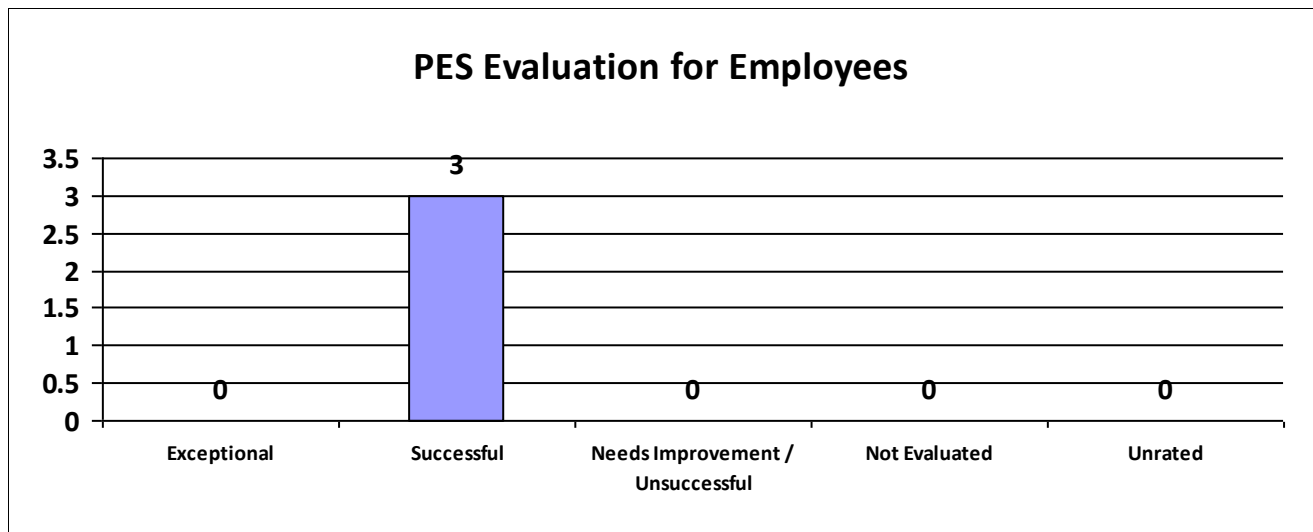




State of Louisiana  
STATE CIVIL SERVICE  
PES Annual Report - Fiscal Year 2019-2020

Agency: Natchitoches Levee & Drainage

Performance Year 07/01/2019 - 06/30/2020	Total # of Employees	Total %
Number of employees that were rated	3	100%
Number of employees that were unrated	0	0%

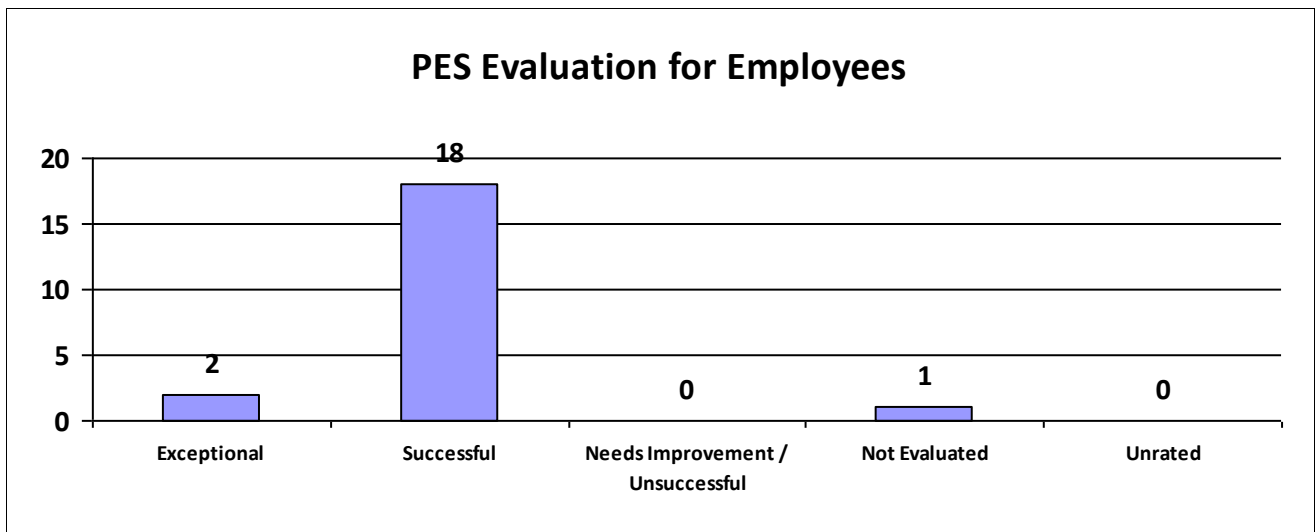


Information contained within this report reflects unaudited data provided directly to the Louisiana Department of State Civil Service by each state agency. Inconsistencies found throughout the report may be attributed to personnel changes not properly reflected in the agency's human resources information system during the performance evaluation period.

**State of Louisiana**  
**STATE CIVIL SERVICE**  
*PES Annual Report - Fiscal Year 2019-2020*

**Agency: Orleans Levee District**

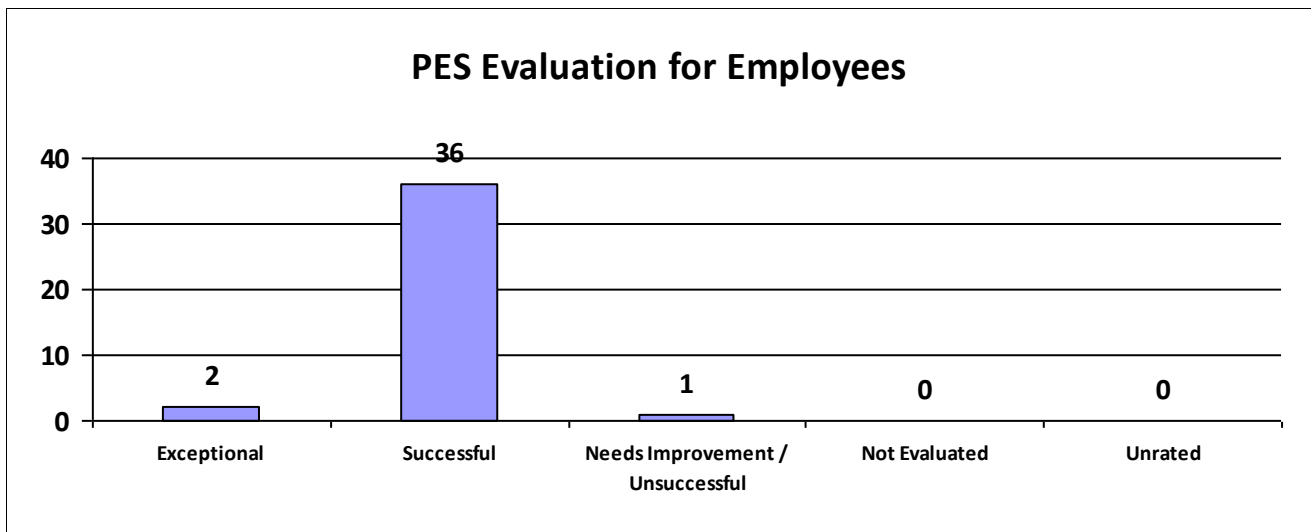
<b>Performance Year 07/01/2019 - 06/30/2020</b>	<b>Total # of Employees</b>	<b>Total %</b>
Number of employees that were rated	21	100%
Number of employees that were unrated	0	0%



Information contained within this report reflects unaudited data provided directly to the Louisiana Department of State Civil Service by each state agency. Inconsistencies found throughout the report may be attributed to personnel changes not properly reflected in the agency's human resources information system during the performance evaluation period.

**Agency: Pontchartrain Levee District**

<b>Performance Year 07/01/2019 - 06/30/2020</b>	<b>Total # of Employees</b>	<b>Total %</b>
Number of employees that were rated	39	100%
Number of employees that were unrated	0	0%

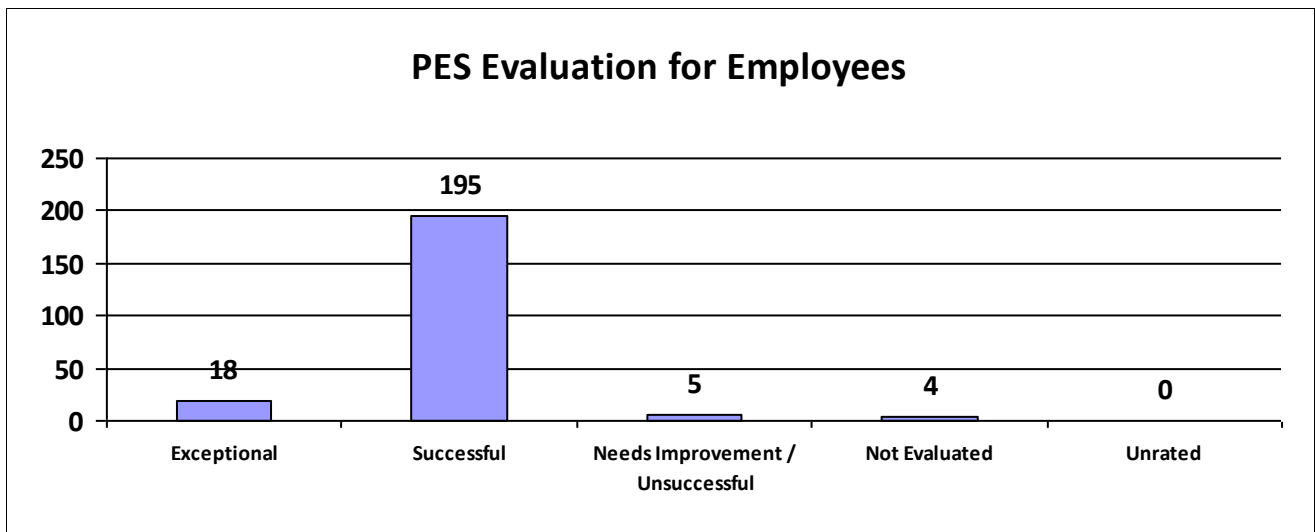




State of Louisiana  
STATE CIVIL SERVICE  
*PES Annual Report - Fiscal Year 2019-2020*

**Agency: Port of New Orleans Port Commission**

Performance Year 07/01/2019 - 06/30/2020	Total # of Employees	Total %
Number of employees that were rated	222	100%
Number of employees that were unrated	0	0%



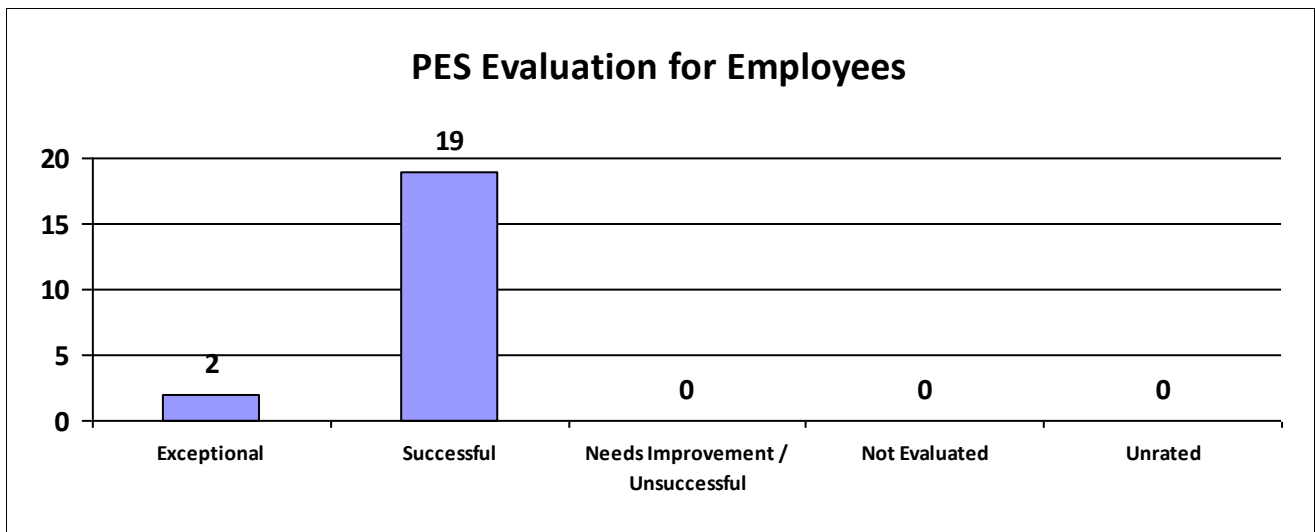
Information contained within this report reflects unaudited data provided directly to the Louisiana Department of State Civil Service by each state agency. Inconsistencies found throughout the report may be attributed to personnel changes not properly reflected in the agency's human resources information system during the performance evaluation period.



**State of Louisiana**  
**STATE CIVIL SERVICE**  
*PES Annual Report - Fiscal Year 2019-2020*

**Agency: Red River/Atchaf/Bayou Boeuf**

Performance Year 07/01/2019 - 06/30/2020	Total # of Employees	Total %
Number of employees that were rated	21	100%
Number of employees that were unrated	0	0%

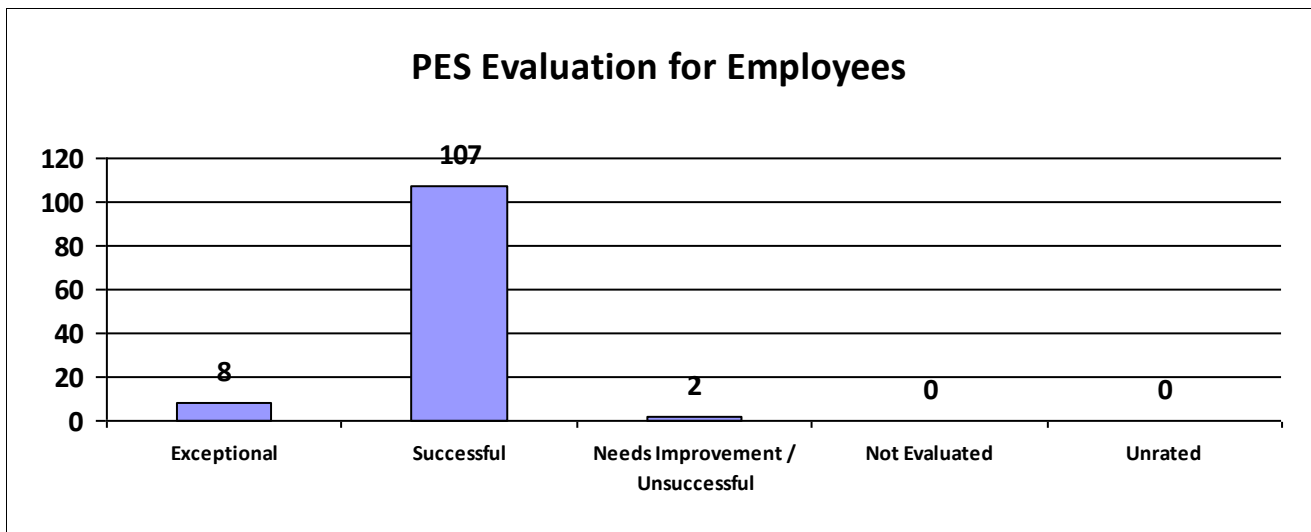


Information contained within this report reflects unaudited data provided directly to the Louisiana Department of State Civil Service by each state agency. Inconsistencies found throughout the report may be attributed to personnel changes not properly reflected in the agency's human resources information system during the performance evaluation period.



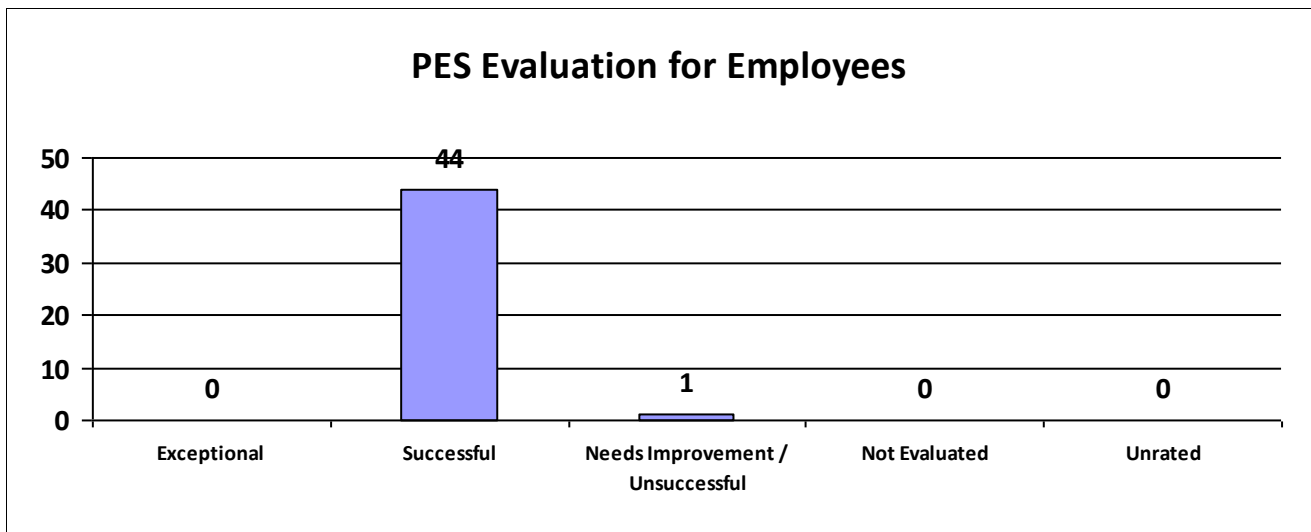
**Agency: SE LA Flood Protect Auth-East**

<b>Performance Year 07/01/2019 - 06/30/2020</b>	<b>Total # of Employees</b>	<b>Total %</b>
Number of employees that were rated	117	100%
Number of employees that were unrated	0	0%



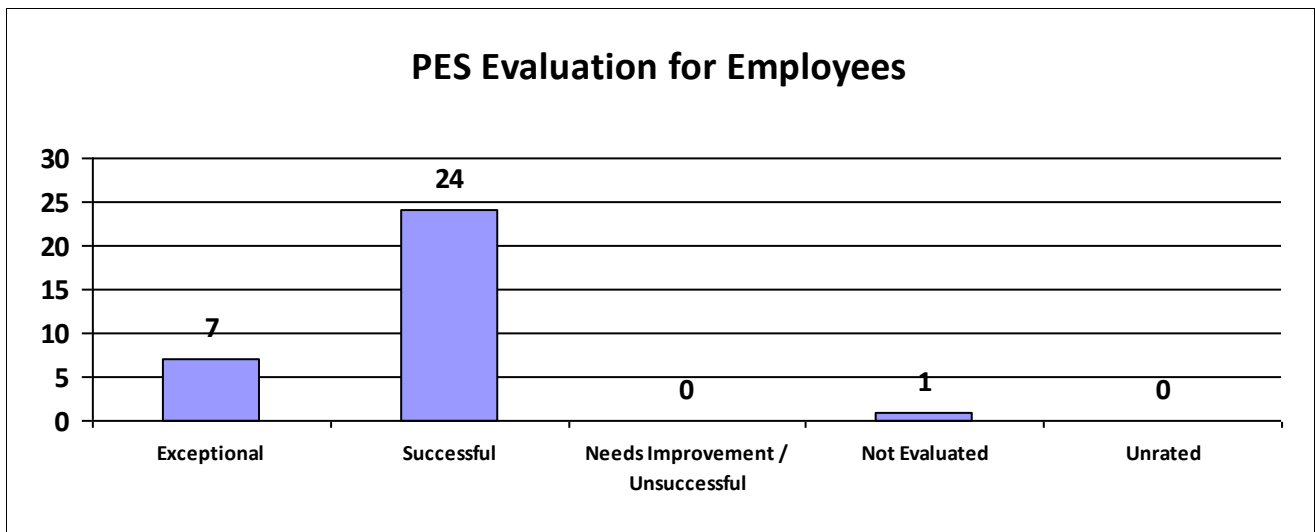
**Agency: SE LA Flood Protect Auth-West**

<b>Performance Year 07/01/2019 - 06/30/2020</b>	<b>Total # of Employees</b>	<b>Total %</b>
Number of employees that were rated	45	100%
Number of employees that were unrated	0	0%



**Agency: South Louisiana Port Commission**

<b>Performance Year 07/01/2019 - 06/30/2020</b>	<b>Total # of Employees</b>	<b>Total %</b>
Number of employees that were rated	32	100%
Number of employees that were unrated	0	0%

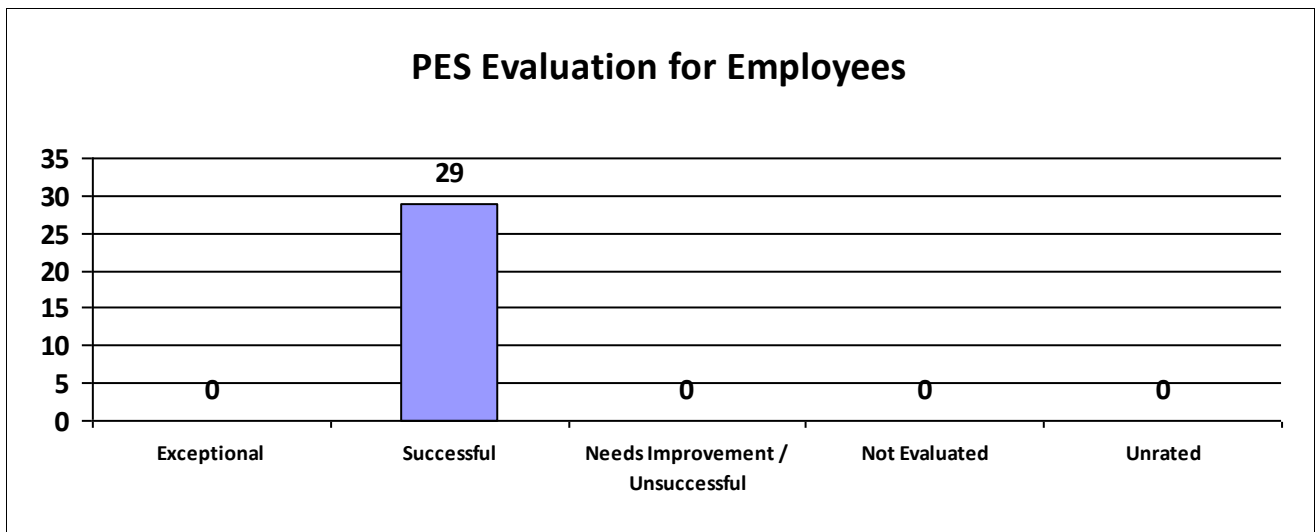




**State of Louisiana**  
**STATE CIVIL SERVICE**  
*PES Annual Report - Fiscal Year 2019-2020*

**Agency: Tensas Basin Levee District**

Performance Year 07/01/2019 - 06/30/2020	Total # of Employees	Total %
Number of employees that were rated	29	100%
Number of employees that were unrated	0	0%



Information contained within this report reflects unaudited data provided directly to the Louisiana Department of State Civil Service by each state agency. Inconsistencies found throughout the report may be attributed to personnel changes not properly reflected in the agency's human resources information system during the performance evaluation period.



State of Louisiana

STATE CIVIL SERVICE

*PES Annual Report - Fiscal Year 2019-2020*

**Major Department: PUBLIC SERVICE COMMISSION**

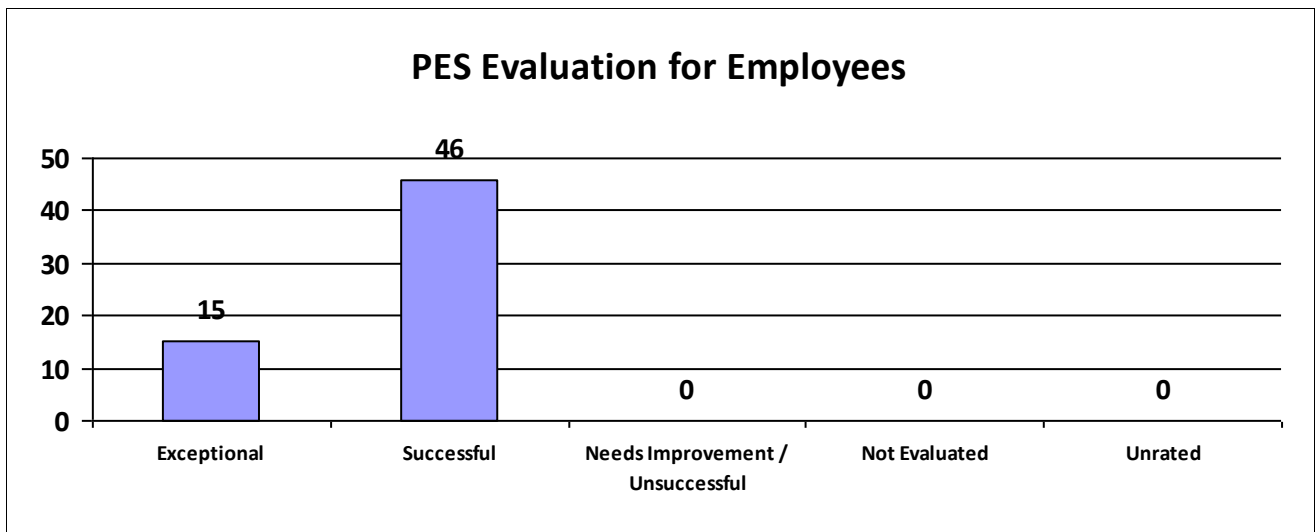
<b>Performance Year 07/01/2019 - 06/30/2020</b>	<b>Total # of Employees</b>	<b>Total %</b>
Number of employees that were rated	61	100%
Number of employees that were unrated	0	0.00%
Number of employees that were rated Exceptional	15	25%
Number of employees that were rated Successful	46	75.41%
Number of employees that were rated Needs Improvement / Unsuccessful	0	0%
Number of employees that were rated Not Evaluated	0	0.00%
Number of employees that were rated Unrated	0	0%

Information contained within this report reflects unaudited data provided directly to the Louisiana Department of State Civil Service by each state agency. Inconsistencies found throughout the report may be attributed to personnel changes not properly reflected in the agency's human resources information system during the performance evaluation period.

**State of Louisiana**  
**STATE CIVIL SERVICE**  
*PES Annual Report - Fiscal Year 2019-2020*

**Agency: PSC-Public Service Commission**

<b>Performance Year 07/01/2019 - 06/30/2020</b>	<b>Total # of Employees</b>	<b>Total %</b>
Number of employees that were rated	61	100%
Number of employees that were unrated	0	0%



Information contained within this report reflects unaudited data provided directly to the Louisiana Department of State Civil Service by each state agency. Inconsistencies found throughout the report may be attributed to personnel changes not properly reflected in the agency's human resources information system during the performance evaluation period.



State of Louisiana

STATE CIVIL SERVICE

*PES Annual Report - Fiscal Year 2019-2020*

**Major Department: RETIREMENT SYSTEMS**

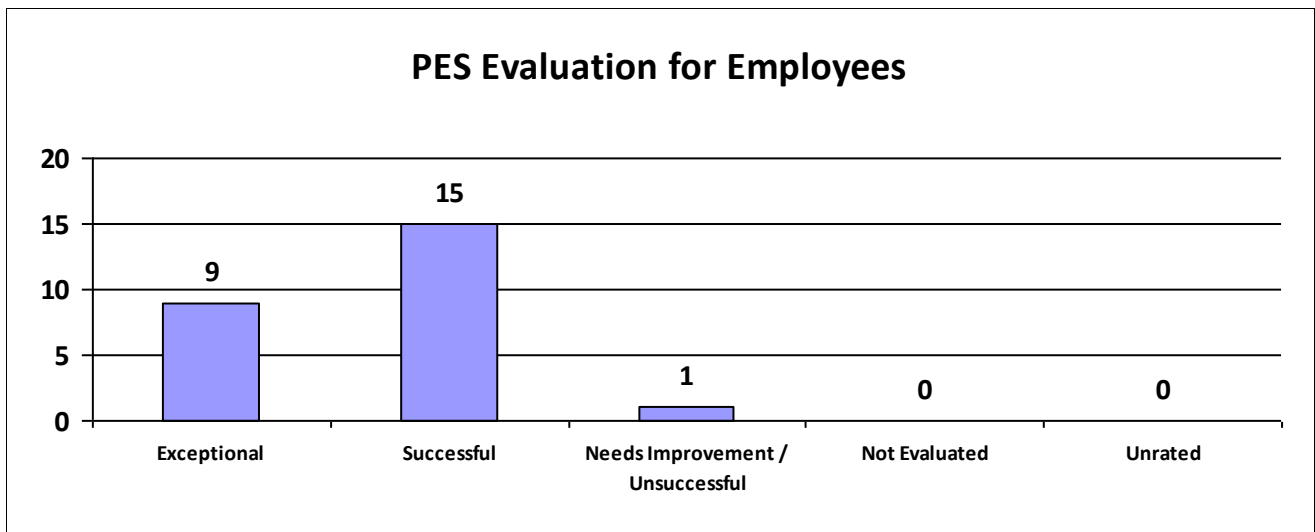
<b>Performance Year 07/01/2019 - 06/30/2020</b>	<b>Total # of Employees</b>	<b>Total %</b>
Number of employees that were rated	262	100%
Number of employees that were unrated	0	0.00%
Number of employees that were rated Exceptional	72	27%
Number of employees that were rated Successful	185	70.61%
Number of employees that were rated Needs Improvement / Unsuccessful	2	1%
Number of employees that were rated Not Evaluated	3	1.15%
Number of employees that were rated Unrated	0	0%

Information contained within this report reflects unaudited data provided directly to the Louisiana Department of State Civil Service by each state agency. Inconsistencies found throughout the report may be attributed to personnel changes not properly reflected in the agency's human resources information system during the performance evaluation period.

**State of Louisiana**  
**STATE CIVIL SERVICE**  
*PES Annual Report - Fiscal Year 2019-2020*

**Agency: La School Emp Retirement Sys**

<b>Performance Year 07/01/2019 - 06/30/2020</b>	<b>Total # of Employees</b>	<b>Total %</b>
Number of employees that were rated	25	100%
Number of employees that were unrated	0	0%

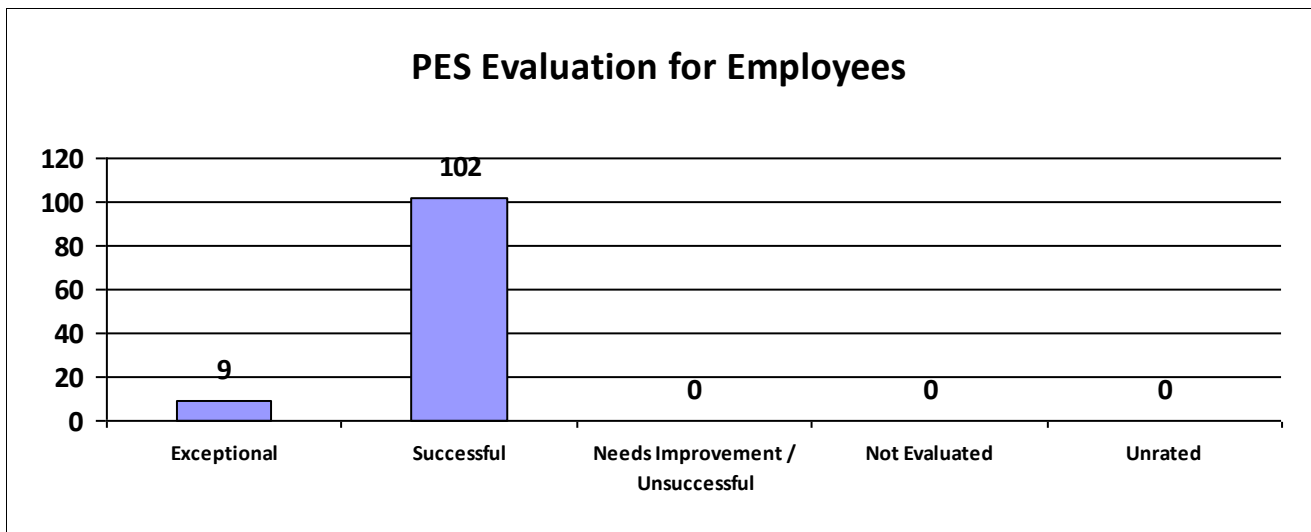


Information contained within this report reflects unaudited data provided directly to the Louisiana Department of State Civil Service by each state agency. Inconsistencies found throughout the report may be attributed to personnel changes not properly reflected in the agency's human resources information system during the performance evaluation period.



**Agency: La St Emp Retirement System**

<b>Performance Year 07/01/2019 - 06/30/2020</b>	<b>Total # of Employees</b>	<b>Total %</b>
Number of employees that were rated	111	100%
Number of employees that were unrated	0	0%



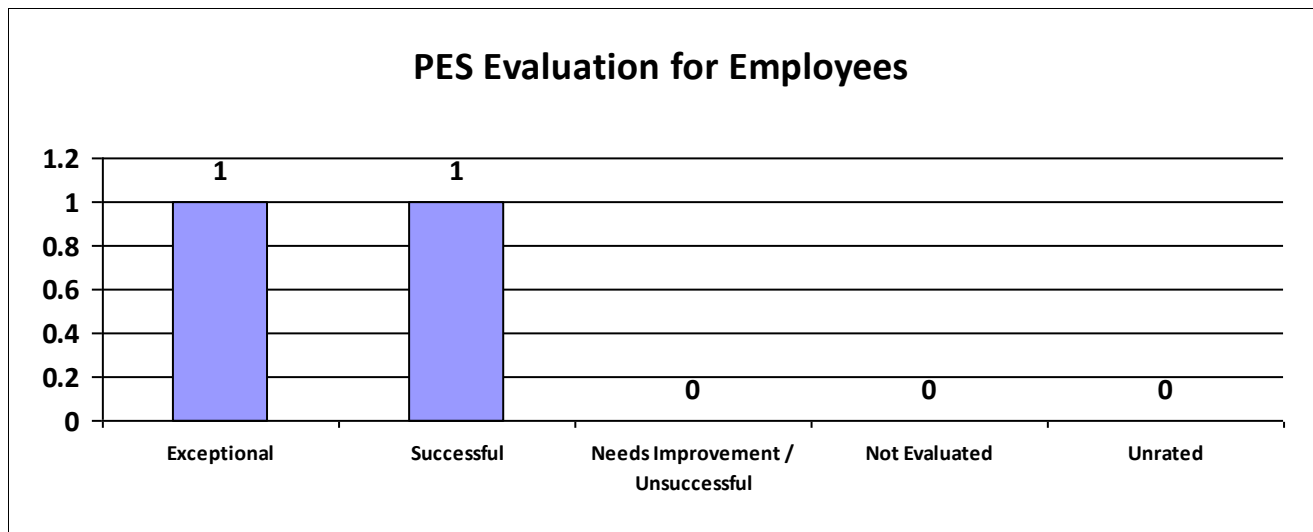
Information contained within this report reflects unaudited data provided directly to the Louisiana Department of State Civil Service by each state agency. Inconsistencies found throughout the report may be attributed to personnel changes not properly reflected in the agency's human resources information system during the performance evaluation period.



**State of Louisiana**  
**STATE CIVIL SERVICE**  
*PES Annual Report - Fiscal Year 2019-2020*

**Agency: State Police Retirement System**

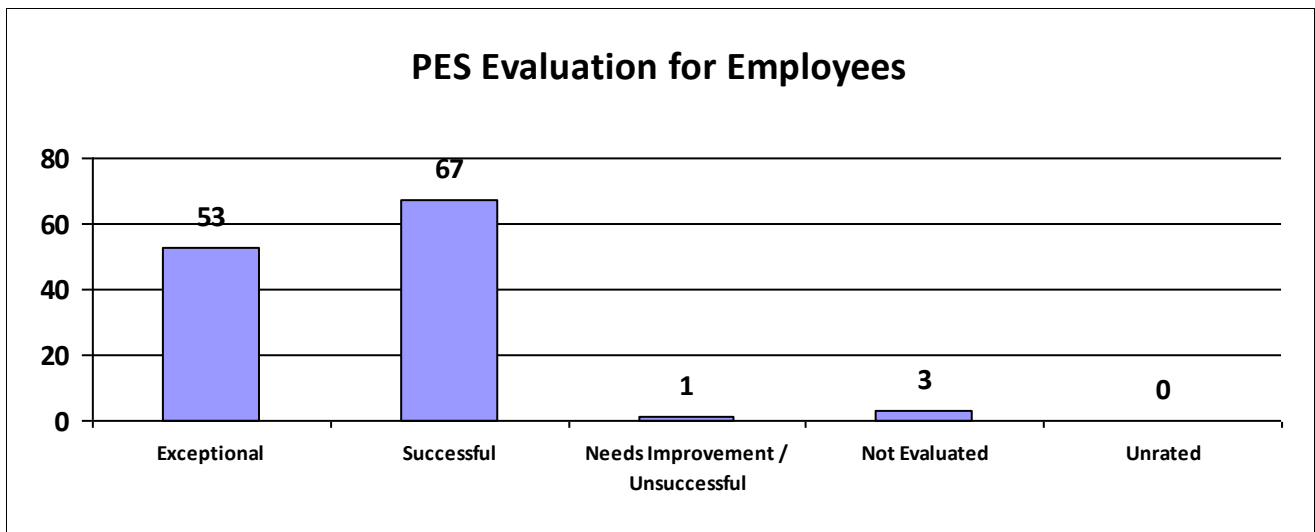
Performance Year 07/01/2019 - 06/30/2020	Total # of Employees	Total %
Number of employees that were rated	2	100%
Number of employees that were unrated	0	0%



Information contained within this report reflects unaudited data provided directly to the Louisiana Department of State Civil Service by each state agency. Inconsistencies found throughout the report may be attributed to personnel changes not properly reflected in the agency's human resources information system during the performance evaluation period.

**Agency: Teachers Retirement System La**

<b>Performance Year 07/01/2019 - 06/30/2020</b>	<b>Total # of Employees</b>	<b>Total %</b>
Number of employees that were rated	124	100%
Number of employees that were unrated	0	0%





State of Louisiana

STATE CIVIL SERVICE

*PES Annual Report - Fiscal Year 2019-2020*

**Major Department: SECRETARY OF STATE**

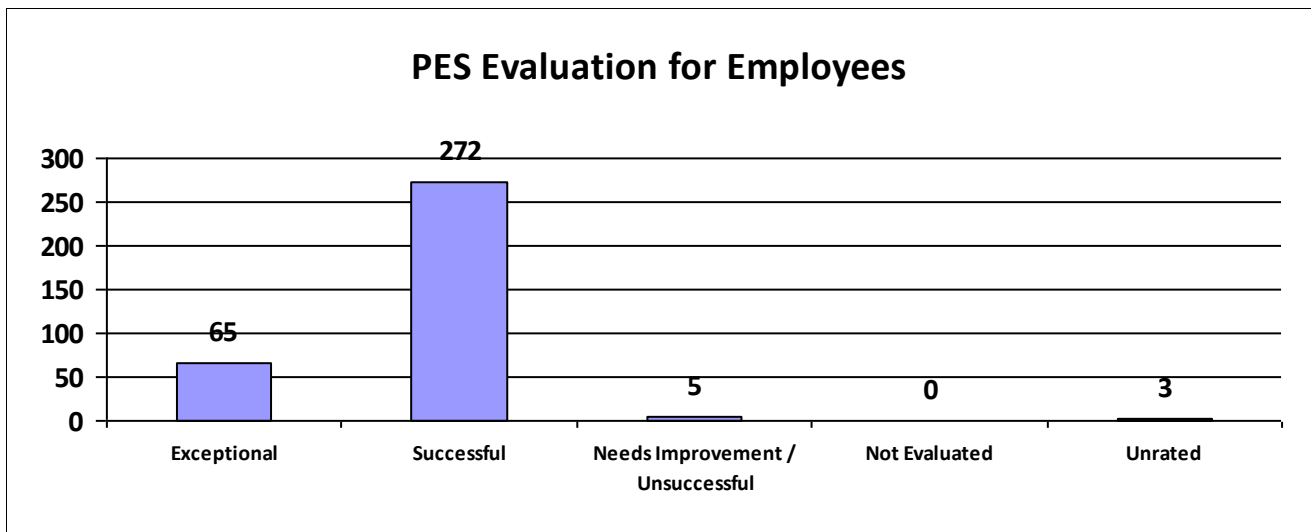
<b>Performance Year 07/01/2019 - 06/30/2020</b>	<b>Total # of Employees</b>	<b>Total %</b>
Number of employees that were rated	342	100%
Number of employees that were unrated	3	0.88%
Number of employees that were rated Exceptional	65	19%
Number of employees that were rated Successful	272	79.53%
Number of employees that were rated Needs Improvement / Unsuccessful	5	1%
Number of employees that were rated Not Evaluated	0	0.00%
Number of employees that were rated Unrated	3	1%

Information contained within this report reflects unaudited data provided directly to the Louisiana Department of State Civil Service by each state agency. Inconsistencies found throughout the report may be attributed to personnel changes not properly reflected in the agency's human resources information system during the performance evaluation period.

**State of Louisiana**  
**STATE CIVIL SERVICE**  
*PES Annual Report - Fiscal Year 2019-2020*

**Agency: DOS-Secretary of State**

<b>Performance Year 07/01/2019 - 06/30/2020</b>	<b>Total # of Employees</b>	<b>Total %</b>
Number of employees that were rated	342	100%
Number of employees that were unrated	3	1%



Information contained within this report reflects unaudited data provided directly to the Louisiana Department of State Civil Service by each state agency. Inconsistencies found throughout the report may be attributed to personnel changes not properly reflected in the agency's human resources information system during the performance evaluation period.



State of Louisiana

STATE CIVIL SERVICE

*PES Annual Report - Fiscal Year 2019-2020*

**Major Department: VETERANS AFFAIRS**

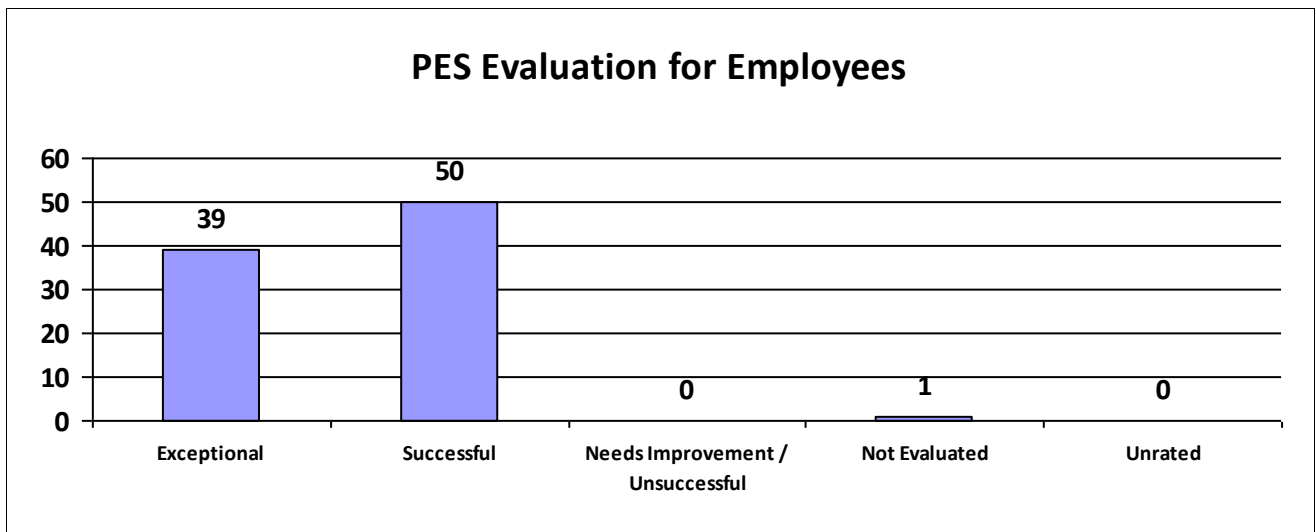
<b>Performance Year 07/01/2019 - 06/30/2020</b>	<b>Total # of Employees</b>	<b>Total %</b>
Number of employees that were rated	678	100%
Number of employees that were unrated	0	0.00%
Number of employees that were rated Exceptional	215	32%
Number of employees that were rated Successful	428	63.13%
Number of employees that were rated Needs Improvement / Unsuccessful	13	2%
Number of employees that were rated Not Evaluated	22	3.24%
Number of employees that were rated Unrated	0	0%

Information contained within this report reflects unaudited data provided directly to the Louisiana Department of State Civil Service by each state agency. Inconsistencies found throughout the report may be attributed to personnel changes not properly reflected in the agency's human resources information system during the performance evaluation period.

**State of Louisiana**  
**STATE CIVIL SERVICE**  
*PES Annual Report - Fiscal Year 2019-2020*

**Agency: DVA-Dept of Veterans Affairs**

<b>Performance Year 07/01/2019 - 06/30/2020</b>	<b>Total # of Employees</b>	<b>Total %</b>
Number of employees that were rated	90	100%
Number of employees that were unrated	0	0%

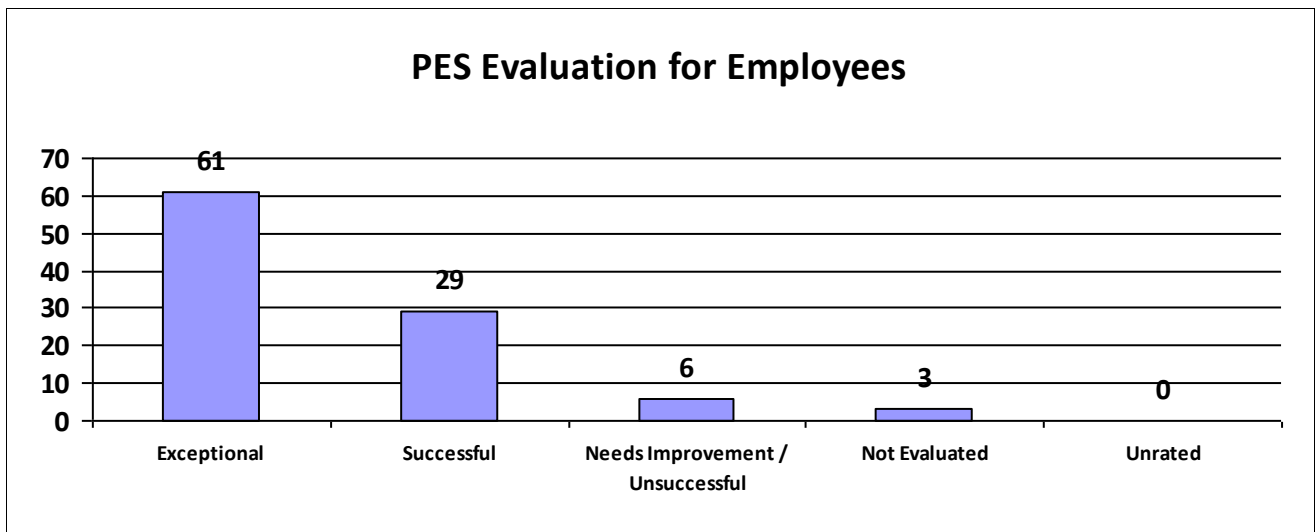


Information contained within this report reflects unaudited data provided directly to the Louisiana Department of State Civil Service by each state agency. Inconsistencies found throughout the report may be attributed to personnel changes not properly reflected in the agency's human resources information system during the performance evaluation period.

**State of Louisiana**  
**STATE CIVIL SERVICE**  
*PES Annual Report - Fiscal Year 2019-2020*

**Agency: DVA-Louisiana Veterans Home**

<b>Performance Year 07/01/2019 - 06/30/2020</b>	<b>Total # of Employees</b>	<b>Total %</b>
Number of employees that were rated	99	100%
Number of employees that were unrated	0	0%



Information contained within this report reflects unaudited data provided directly to the Louisiana Department of State Civil Service by each state agency. Inconsistencies found throughout the report may be attributed to personnel changes not properly reflected in the agency's human resources information system during the performance evaluation period.

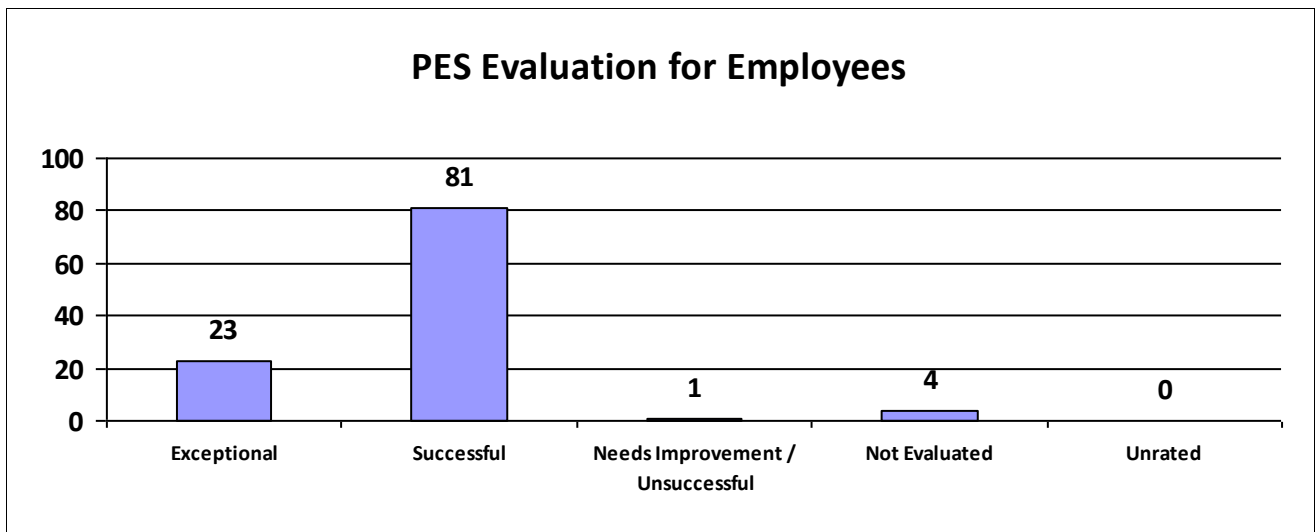




State of Louisiana  
STATE CIVIL SERVICE  
PES Annual Report - Fiscal Year 2019-2020

Agency: DVA-NE Louisiana Veterans Home

Performance Year 07/01/2019 - 06/30/2020	Total # of Employees	Total %
Number of employees that were rated	109	100%
Number of employees that were unrated	0	0%

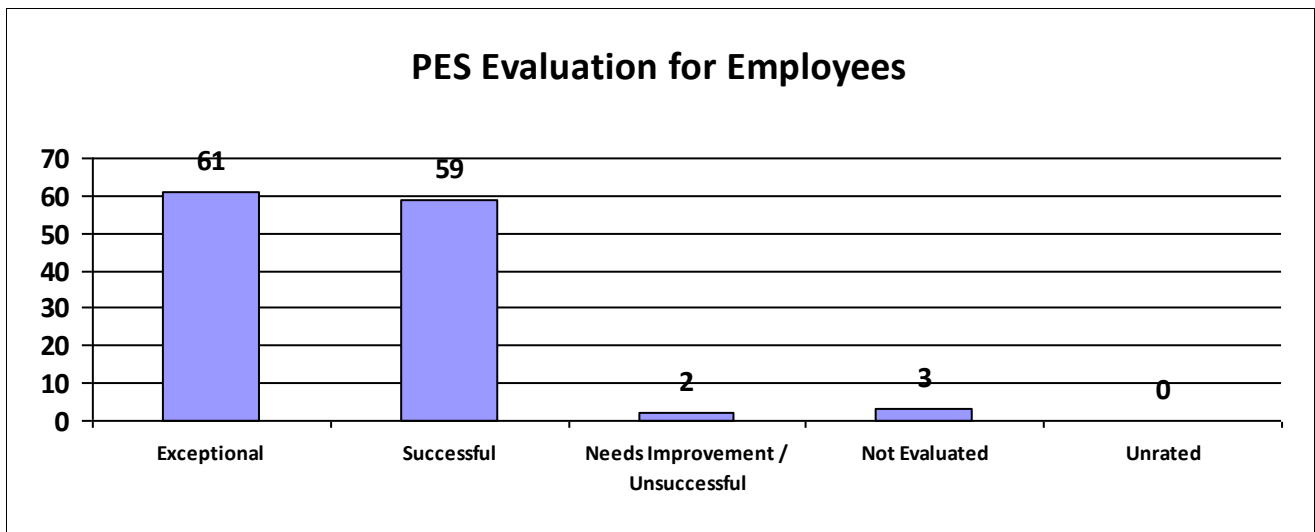


Information contained within this report reflects unaudited data provided directly to the Louisiana Department of State Civil Service by each state agency. Inconsistencies found throughout the report may be attributed to personnel changes not properly reflected in the agency's human resources information system during the performance evaluation period.

**State of Louisiana**  
**STATE CIVIL SERVICE**  
*PES Annual Report - Fiscal Year 2019-2020*

**Agency: DVA-NW Louisiana Veterans Home**

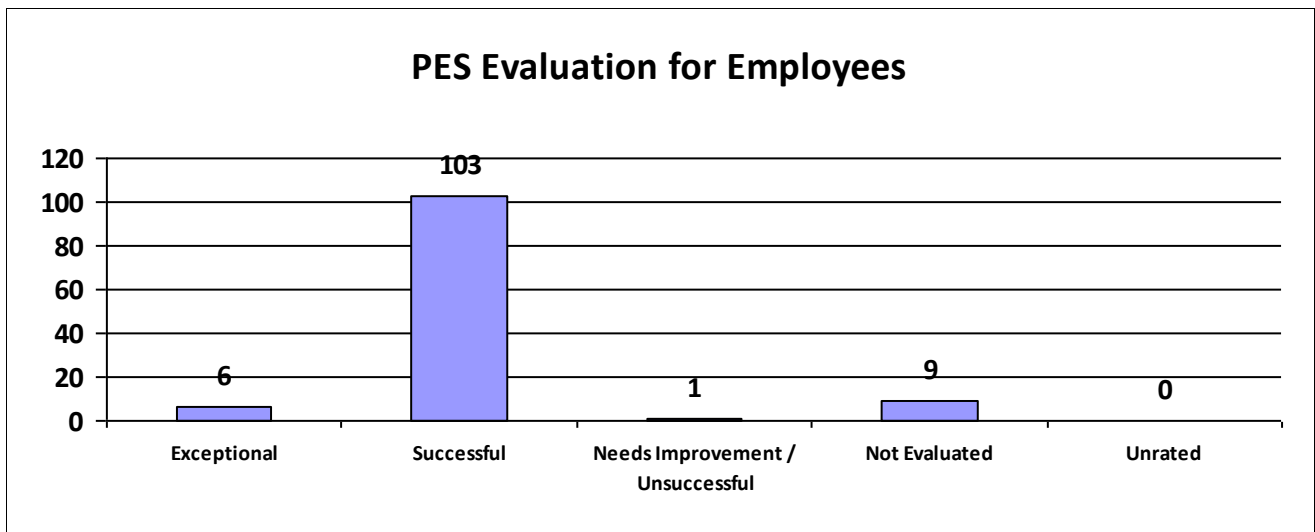
<b>Performance Year 07/01/2019 - 06/30/2020</b>	<b>Total # of Employees</b>	<b>Total %</b>
Number of employees that were rated	125	100%
Number of employees that were unrated	0	0%



Information contained within this report reflects unaudited data provided directly to the Louisiana Department of State Civil Service by each state agency. Inconsistencies found throughout the report may be attributed to personnel changes not properly reflected in the agency's human resources information system during the performance evaluation period.

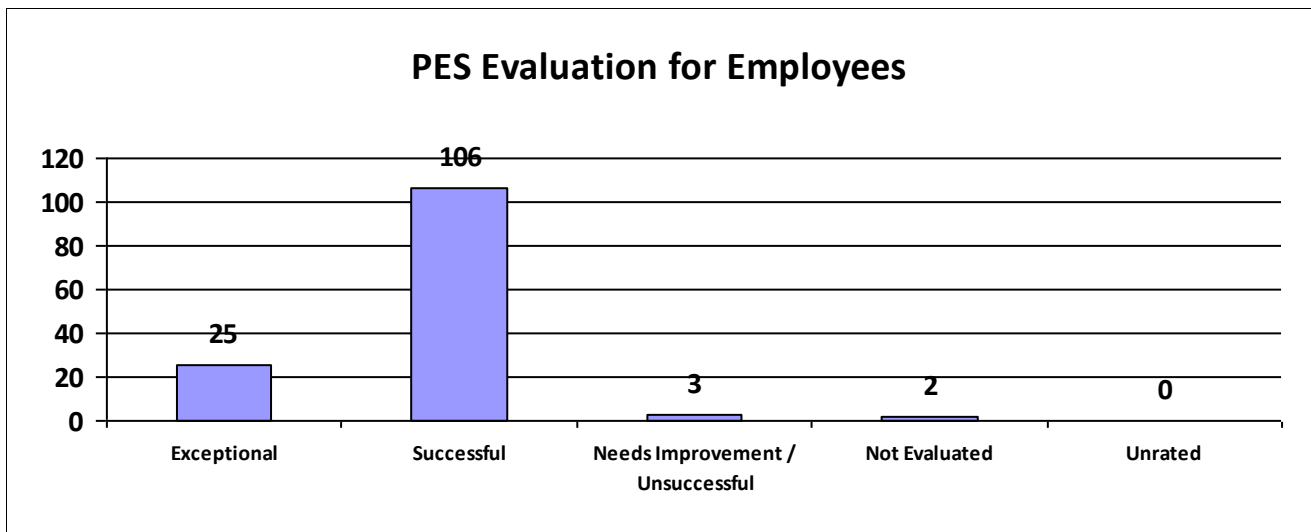
**Agency: DVA-SE Louisiana Veterans Home**

<b>Performance Year 07/01/2019 - 06/30/2020</b>	<b>Total # of Employees</b>	<b>Total %</b>
Number of employees that were rated	119	100%
Number of employees that were unrated	0	0%



**Agency: DVA-SW Louisiana Veterans Home**

<b>Performance Year 07/01/2019 - 06/30/2020</b>	<b>Total # of Employees</b>	<b>Total %</b>
Number of employees that were rated	136	100%
Number of employees that were unrated	0	0%



## Reporting Agencies for Fiscal Year 2019-2020

Major Department	Personnel Area	Pers Area Name
CIVIL SERVICE AGENCIES	0560	CS-State Civil Service
CIVIL SERVICE AGENCIES	0561	CS-Municipal Fire Police
CIVIL SERVICE AGENCIES	0562	CS-Ethics Administration
CIVIL SERVICE AGENCIES	0565	CS-Board of Tax Appeals
DEPARTMENT OF AGRICULTURE AND FORESTRY	0160	DAF-Agriculture & Forestry
DEPARTMENT OF CHILDREN & FAMILY SERVICES	0360	DCFS-Off for Child/Family Srv
DEPARTMENT OF CORRECTIONS	0400	DOC-Administration
DEPARTMENT OF CORRECTIONS	0402	DOC-La State Penitentiary
DEPARTMENT OF CORRECTIONS	0405	DOC-Raymond Laborde Corr Ctr
DEPARTMENT OF CORRECTIONS	0406	DOC-La Correctional Inst Women
DEPARTMENT OF CORRECTIONS	0408	DOC-Allen Correctional Centr
DEPARTMENT OF CORRECTIONS	0409	DOC-Dixon Correctional Inst
DEPARTMENT OF CORRECTIONS	0413	DOC-Elayn Hunt Correction Ctr
DEPARTMENT OF CORRECTIONS	0414	DOC-David Wade Correction Ctr
DEPARTMENT OF CORRECTIONS	0415	DOC-Adult Probation and Parole
DEPARTMENT OF CORRECTIONS	0416	DOC-Rayburn Correctional Ctr
DEPARTMENT OF CORRECTIONS	0811	DOC-Prison Enterprises
DEPARTMENT OF ECONOMIC DEVELOPMENT	0251	DED-Off of the Secretary
DEPARTMENT OF ECONOMIC DEVELOPMENT	0252	DED-Off Of Business Developmen
DEPARTMENT OF EDUCATION	0666	SSC-Bd Elem & Secondary Edu
DEPARTMENT OF EDUCATION	0678	DOE State Activities
DEPARTMENT OF EDUCATION	0699	DOE-Special School Districts
DEPARTMENT OF ENVIRONMENTAL QUALITY	0856	Dept of Environmental Quality
DEPARTMENT OF INSURANCE	0165	DOI-Commissioner of Insurance
DEPARTMENT OF JUSTICE	0141	DOJ-Off of the Atty General
DEPARTMENT OF NATURAL RESOURCES	0431	DNR-Office of the Secretary
DEPARTMENT OF NATURAL RESOURCES	0432	DNR-Office of Conservation
DEPARTMENT OF NATURAL RESOURCES	0434	DNR-Off of Mineral Resources
DEPARTMENT OF NATURAL RESOURCES	0435	DNR-Off of Coastal Management
DEPARTMENT OF PUBLIC SAFETY	0418	DPS-Office of Mgt and Finance
DEPARTMENT OF PUBLIC SAFETY	0419	DPS-Office of State Police
DEPARTMENT OF PUBLIC SAFETY	0420	DPS-Office of Motor Vehicles
DEPARTMENT OF PUBLIC SAFETY	0422	DPS-Off of State Fire Marshall
DEPARTMENT OF PUBLIC SAFETY	0423	DPS-La Gaming Control Board
DEPARTMENT OF PUBLIC SAFETY	0424	DPS-Liquefied Petrol Gas Comm
DEPARTMENT OF PUBLIC SAFETY	0425	DPS-La Highway Safety Comm
DEPARTMENT OF PUBLIC SAFETY	0A91	Private Investigator Examiners
DEPARTMENT OF REVENUE	0440	DOR-Office of Revenue
DEPARTMENT OF TREASURY	0147	STO-State Treasurer
DEPARTMENT OF WILDLIFE AND FISHERIES	0511	WLF-Off of Mgt & Finance
DEPARTMENT OF WILDLIFE AND FISHERIES	0512	WLF-Off of Secretary
DEPARTMENT OF WILDLIFE AND FISHERIES	0513	WLF-Office of Wildlife
DEPARTMENT OF WILDLIFE AND FISHERIES	0514	WLF-Office of Fisheries
DEPT OF CULTURE, RECREATION AND TOURISM	0261	CRT-Off of the Secretary
DEPT OF CULTURE, RECREATION AND TOURISM	0262	CRT-Off of the State Library

## Reporting Agencies for Fiscal Year 2019-2020

Major Department	Personnel Area	Pers Area Name
DEPT OF CULTURE, RECREATION AND TOURISM	0263	CRT-Off of State Museum
DEPT OF CULTURE, RECREATION AND TOURISM	0264	CRT-Office of State Parks
DEPT OF CULTURE, RECREATION AND TOURISM	0265	CRT-Off of Cultural Dev
DEPT OF CULTURE, RECREATION AND TOURISM	0267	CRT-Off of Tourism
DEPT OF CULTURE, RECREATION AND TOURISM	0A20	New Orleans City Park
DEPT OF TRANSPORTATION AND DEVELOPMENT	0273	DOTD-Administration
DEPT OF TRANSPORTATION AND DEVELOPMENT	0276	DOTD-Engineering & Operations
DEPT OF TRANSPORTATION AND DEVELOPMENT	0A90	Bd of Reg Prof Eng & Land Surv
DEPT OF TRANSPORTATION AND DEVELOPMENT	N813	Sabine River Authority
EDUCATION - OTHER	0657	SSC-JDL La Sch Math Sci & Arts
EDUCATION - OTHER	0662	SSC-La Educational TV Author
EDUCATION - OTHER	0673	SSC-N O Ctr for Creative Arts
EXECUTIVE DEPARTMENT	0100	Gov-Executive Office
EXECUTIVE DEPARTMENT	0102	Gov-Office of Inspector Gen
EXECUTIVE DEPARTMENT	0103	Gov-Mental Health Advocacy Ser
EXECUTIVE DEPARTMENT	0106	Gov-La Tax Commission
EXECUTIVE DEPARTMENT	0107	Gov-Div of Administration
EXECUTIVE DEPARTMENT	0109	Gov - Coast Prot & Restor Auth
EXECUTIVE DEPARTMENT	0111	Gov-Home Security & EP
EXECUTIVE DEPARTMENT	0112	Gov-Dept of Military Affairs
EXECUTIVE DEPARTMENT	0116	Gov-LA Public Defender Board
EXECUTIVE DEPARTMENT	0129	Gov-La Comm Law Enforce Adm CJ
EXECUTIVE DEPARTMENT	0133	Gov-Office of Elderly Affairs
EXECUTIVE DEPARTMENT	0254	GOV-La St Racing Commission
EXECUTIVE DEPARTMENT	0255	GOV-Office of Financial Instit
EXECUTIVE DEPARTMENT	0800	DOA-Office of Group Benefits
EXECUTIVE DEPARTMENT	0804	DOA-Office of Risk Management
EXECUTIVE DEPARTMENT	0806	DOA-La Property Assist Agency
EXECUTIVE DEPARTMENT	0807	DOA-Fed Property Assistance
EXECUTIVE DEPARTMENT	0815	DOA-Office of Technology Svcs
EXECUTIVE DEPARTMENT	0816	CS-Div of Administrative Law
EXECUTIVE DEPARTMENT	0820	DOA-Office of St Procurement
EXECUTIVE DEPARTMENT	0829	DOA-Off of Aircraft Services
EXECUTIVE DEPARTMENT	0906	District Attorneys & Assistant
EXECUTIVE DEPARTMENT	0A04	Louisiana Housing Corporation
EXECUTIVE DEPARTMENT	0A97	La Patients Compensation Fund
EXECUTIVE DEPARTMENT	0B05	Cemetery Bd La /Gov
EXECUTIVE DEPARTMENT	0B07	CPAs La St Bd /Gov
EXECUTIVE DEPARTMENT	0B11	Real Est Appr Bd Cert La /Gov
EXECUTIVE DEPARTMENT	0B12	Contractor Lic Bd La St /Gov
EXECUTIVE DEPARTMENT	0B20	Real Estate Comm La /Gov
EXECUTIVE DEPARTMENT	0B27	Used Mtr Veh&Parts Comm /Gov
EXECUTIVE DEPARTMENT	0B28	Motor Vehicle Comm La /Gov
EXECUTIVE DEPARTMENT	0B83	State Board of Cosmetology
HIGHER EDUCATION	0601	LSU A & M College

## Reporting Agencies for Fiscal Year 2019-2020

Major Department	Personnel Area	Pers Area Name
HIGHER EDUCATION	0604	LSU-Health Sciences Center NO
HIGHER EDUCATION	0606	LSU-Shreveport
HIGHER EDUCATION	0607	LSU-Agriculture Center
HIGHER EDUCATION	0609	LSU-Pennington Biomedical Res
HIGHER EDUCATION	0611	LSU-Health Sciences Ctr Shreve
HIGHER EDUCATION	0612	Baton Rouge Community College
HIGHER EDUCATION	0618	SU Shreveport
HIGHER EDUCATION	0621	Nicholls State University
HIGHER EDUCATION	0625	La Tech University
HIGHER EDUCATION	0627	McNeese State University
HIGHER EDUCATION	0631	Northwestern State University
HIGHER EDUCATION	0634	Southeastern La University
HIGHER EDUCATION	0640	University of La-Lafayette
HIGHER EDUCATION	0641	Delgado Community College
HIGHER EDUCATION	0643	Nunez Community College
HIGHER EDUCATION	0644	Bossier Community College
HIGHER EDUCATION	0671	HED-Board of Regents
HIGHER EDUCATION	0731	L.E.Fletcher Tech Comm College
HIGHER EDUCATION	0751	Sowela Tech Comm College
HIGHER EDUCATION	0770	Northwest Technical College
HIGHER EDUCATION	0788	Northshore Tech Comm College
HIGHER EDUCATION	N645	South La Community College-NP
HIGHER EDUCATION	N646	River Parish Comm College-NP
HIGHER EDUCATION	N647	La Delta Community College-NP
HIGHER EDUCATION	N649	La Comm/Tech College BdSup-NP
HOUSING AUTHORITIES	0H01	Abbeville Housing Authority
HOUSING AUTHORITIES	0H03	Alexandria Housing Authority
HOUSING AUTHORITIES	0H04	Bogalusa Housing Authority
HOUSING AUTHORITIES	0H05	Berwick Housing Authority
HOUSING AUTHORITIES	0H07	Breaux Bridge Housing Auth
HOUSING AUTHORITIES	0H08	Church Point Housing Auth
HOUSING AUTHORITIES	0H09	Bunkie Housing Authority
HOUSING AUTHORITIES	0H11	Crowley Housing Authority
HOUSING AUTHORITIES	0H12	Donaldsonville Housing Auth
HOUSING AUTHORITIES	0H21	Jennings Housing Authority
HOUSING AUTHORITIES	0H23	Lake Charles Housing Auth
HOUSING AUTHORITIES	0H24	Mamou Housing Authority
HOUSING AUTHORITIES	0H25	Marksville Housing Auth
HOUSING AUTHORITIES	0H27	Morgan City Housing Authority
HOUSING AUTHORITIES	0H30	Oakdale Housing Authority
HOUSING AUTHORITIES	0H32	Opelousas Housing Authority
HOUSING AUTHORITIES	0H33	Patterson Housing Authority
HOUSING AUTHORITIES	0H35	Ruston Housing Authority
HOUSING AUTHORITIES	0H38	Sulphur Housing Authority
HOUSING AUTHORITIES	0H39	Thibodaux Housing Authority

## Reporting Agencies for Fiscal Year 2019-2020

Major Department	Personnel Area	Pers Area Name
HOUSING AUTHORITIES	0H41	Vernon Parish Housing Auth
HOUSING AUTHORITIES	0H45	Pineville Housing Authority
HOUSING AUTHORITIES	0H46	South Landry Housing Authority
HOUSING AUTHORITIES	0H50	Sabine Parish Housing Auth
HOUSING AUTHORITIES	0H54	St John The Baptist Hse Auth
HOUSING AUTHORITIES	0H55	Lake Providence Housing Auth
HOUSING AUTHORITIES	0H57	Rayville Housing Authority
HOUSING AUTHORITIES	0H58	Kenner Housing Authority
HOUSING AUTHORITIES	0H63	City Of Natchitoches Hse Auth
HOUSING AUTHORITIES	0H64	Winnfield Housing Authority
HOUSING AUTHORITIES	0H66	Lake Arthur Housing Authority
HOUSING AUTHORITIES	0H67	Houma Housing Authority
HOUSING AUTHORITIES	0H69	Erath Housing Authority
HOUSING AUTHORITIES	0H72	Natchitoches Parish Hse Auth
HOUSING AUTHORITIES	0H76	Simmesport Housing Auth
HOUSING AUTHORITIES	0H84	Homer Housing Authority
LOUISIANA DEPARTMENT OF HEALTH	0300	LDH-Jeff Parish Human Srv Auth
LOUISIANA DEPARTMENT OF HEALTH	0301	LDH-FI Parishes Human Srv Auth
LOUISIANA DEPARTMENT OF HEALTH	0302	LDH-Capital Area Human Svc Dst
LOUISIANA DEPARTMENT OF HEALTH	0303	LDH-Developml Disabilities Cn
LOUISIANA DEPARTMENT OF HEALTH	0305	LDH-Medical Vendor Admin
LOUISIANA DEPARTMENT OF HEALTH	0307	LDH-Office of Secretary
LOUISIANA DEPARTMENT OF HEALTH	0309	LDH-S Ctrl LA Human Ser Auth
LOUISIANA DEPARTMENT OF HEALTH	0310	LDH-NE Delta Human Svc Auth
LOUISIANA DEPARTMENT OF HEALTH	0320	LDH-Aging and Adult Services
LOUISIANA DEPARTMENT OF HEALTH	0324	LDH-LA Emergency Response Net
LOUISIANA DEPARTMENT OF HEALTH	0325	LDH-Acadiana Area Hman Svc Dst
LOUISIANA DEPARTMENT OF HEALTH	0326	LDH-Office of Public Health
LOUISIANA DEPARTMENT OF HEALTH	0330	LDH-Off of Behavioral Hlth
LOUISIANA DEPARTMENT OF HEALTH	0332	DHH-Mental Health Area B
LOUISIANA DEPARTMENT OF HEALTH	0340	LDH-Off for Citizen w/ Dev Dis
LOUISIANA DEPARTMENT OF HEALTH	0375	LDH-Imperial Calc Hum Svc Auth
LOUISIANA DEPARTMENT OF HEALTH	0376	LDH-Central LA Hum Svc Dist
LOUISIANA DEPARTMENT OF HEALTH	0377	LDH-NW LA Hum Svcs District
LOUISIANA DEPARTMENT OF HEALTH	0B10	Embalm&Funrl Dir La St Bd /DHH
LOUISIANA DEPARTMENT OF HEALTH	0B13	Med Examrs La St Bd /DHH
LOUISIANA DEPARTMENT OF HEALTH	0B14	Nursing La St Bd /DHH
LOUISIANA DEPARTMENT OF HEALTH	0B15	Physical Therapy St Bd /DHH
LOUISIANA DEPARTMENT OF HEALTH	0B18	Prac Nurse Exam La St Bd /DHH
LOUISIANA DEPARTMENT OF HEALTH	0B19	Radiology La St Bd /DHH
LOUISIANA DEPARTMENT OF HEALTH	0B35	Dentistry La St Bd /DHH
LOUISIANA DEPARTMENT OF HEALTH	0B36	BRD of Drug/Device Distributor
LOUISIANA DEPARTMENT OF HEALTH	0B41	Pharmacy La Bd Of /DHH
LOUISIANA DEPARTMENT OF HEALTH	0B48	Social Work Exam La Bd /DHH
LOUISIANA DEPARTMENT OF HEALTH	N304	Metropolitan Human Svc Dst



## Reporting Agencies for Fiscal Year 2019-2020

Major Department	Personnel Area	Pers Area Name
LOUISIANA HEALTH CARE SERVICES DIVISION	0308	LSU/Health Care Svc Div
LOUISIANA HEALTH CARE SERVICES DIVISION	0317	Lallie Kemp Regional Med Ctr
LOUISIANA WORKFORCE COMMISSION	0474	LWC-Workforce Support/Training
LOUISIANA WORKFORCE COMMISSION	0B46	Barber Examiners Board /DOL
OFFICE OF JUVENILE JUSTICE	0403	DYS-Off of Juvenile Justice
OFFICE OF THE LIEUTENANT GOVERNOR	0146	LG-Lt Governor
PORTS,LEVEE BOARDS,FRESH WATER DISTRICTS	0L02	Caddo Levee Dist
PORTS,LEVEE BOARDS,FRESH WATER DISTRICTS	0L03	Lafourche Basin Levee District
PORTS,LEVEE BOARDS,FRESH WATER DISTRICTS	0L05	Tensas Basin Levee Dist
PORTS,LEVEE BOARDS,FRESH WATER DISTRICTS	0L06	Fifth La Levee District
PORTS,LEVEE BOARDS,FRESH WATER DISTRICTS	0L08	Lake Borgne Basin Levee Dist
PORTS,LEVEE BOARDS,FRESH WATER DISTRICTS	0L09	Atchafalaya Basin Levee Dist
PORTS,LEVEE BOARDS,FRESH WATER DISTRICTS	0L10	Orleans Levee Dist
PORTS,LEVEE BOARDS,FRESH WATER DISTRICTS	0L13	Pontchartrain Levee Dist
PORTS,LEVEE BOARDS,FRESH WATER DISTRICTS	0L14	Red River/Atchaf/Bayou Boeuf
PORTS,LEVEE BOARDS,FRESH WATER DISTRICTS	0L21	East Jefferson Levee Dist
PORTS,LEVEE BOARDS,FRESH WATER DISTRICTS	0L26	Natchitoches Levee & Drainage
PORTS,LEVEE BOARDS,FRESH WATER DISTRICTS	0L30	SE LA Flood Protect Auth-East
PORTS,LEVEE BOARDS,FRESH WATER DISTRICTS	0L31	SE LA Flood Protect Auth-West
PORTS,LEVEE BOARDS,FRESH WATER DISTRICTS	0L34	Lakefront Management Authority
PORTS,LEVEE BOARDS,FRESH WATER DISTRICTS	0P03	Greater BR Port Comm
PORTS,LEVEE BOARDS,FRESH WATER DISTRICTS	0P17	Port of New Orleans Port Comm
PORTS,LEVEE BOARDS,FRESH WATER DISTRICTS	0P21	South Louisiana Port Comm
PORTS,LEVEE BOARDS,FRESH WATER DISTRICTS	0P26	Lake Charles Harbor &Term Dist
PUBLIC SERVICE COMMISSION	0158	PSC-Public Service Commission
RETIREMENT SYSTEMS	0571	La School Emp Retirement Sys
RETIREMENT SYSTEMS	0572	La St Emp Retirement System
RETIREMENT SYSTEMS	0573	Teachers Retirement System La
RETIREMENT SYSTEMS	0575	State Police Retirement System
SECRETARY OF STATE	0139	DOS-Secretary of State
VETERANS AFFAIRS	0130	DVA-Dept of Veterans Affairs
VETERANS AFFAIRS	0131	DVA-Louisiana Veterans Home
VETERANS AFFAIRS	0132	DVA-NE Louisiana Veterans Home
VETERANS AFFAIRS	0134	DVA-SW Louisiana Veterans Home
VETERANS AFFAIRS	0135	DVA-NW Louisiana Veterans Home
VETERANS AFFAIRS	0136	DVA-SE Louisiana Veterans Home

## Non-Reporting Agencies for Fiscal Year 2019-2020

Major Department	Personnel Area	Personnel Area Code	Classified Employee Count
DEPARTMENT OF PUBLIC SAFETY	Private Security Examiners	0A88	8
EDUCATION - OTHER	SSC-La Schools for Deaf & Visually Imprd	0653	101
EDUCATION - OTHER	SSC-Thrive Academy	0658	2
EXECUTIVE DEPARTMENT	Arch Examrs La St Bd /Gov	0B01	1
HIGHER EDUCATION	Central LA Tech Comm College	0789	3
HIGHER EDUCATION	Grambling State University	0623	91
HIGHER EDUCATION	LSU-Alexandria	0602	50
HIGHER EDUCATION	LSU-Eunice	0605	40
HIGHER EDUCATION	SU A & M College	0616	274
HIGHER EDUCATION	SU Board of Supervisors	0615	7
HIGHER EDUCATION	SU New Orleans	0617	78
HIGHER EDUCATION	University of La-Monroe	0629	186
HIGHER EDUCATION	University of New Orleans	0603	67
HOUSING AUTHORITIES	Arcadia Housing Authority	0H77	2
HOUSING AUTHORITIES	Caldwell Parish Housing Authority	0H10	2
HOUSING AUTHORITIES	Colfax Housing Authority	0H02	2
HOUSING AUTHORITIES	Delcambre Housing Authority	0H52	1
HOUSING AUTHORITIES	DeQuincy Housing Authority	0H16	2
HOUSING AUTHORITIES	DeRidder Housing Authority	0H56	5
HOUSING AUTHORITIES	Elton Housing Authority	0H83	1
HOUSING AUTHORITIES	Eunice Housing Authority	0H15	3
HOUSING AUTHORITIES	Ferriday Housing Authority	0H75	1
HOUSING AUTHORITIES	Grambling Housing Authority	0H80	1
HOUSING AUTHORITIES	Hammond Housing Authority	0H89	1
HOUSING AUTHORITIES	Haynesville Housing Authority	0H86	1
HOUSING AUTHORITIES	Independence Housing Authority	0H53	1
HOUSING AUTHORITIES	Jefferson Parish Housing Authority	0H18	10
HOUSING AUTHORITIES	Jena Housing Authority	0H81	1
HOUSING AUTHORITIES	Jonesboro Housing Authority	0H20	7
HOUSING AUTHORITIES	Kaplan Housing Authority	0H19	3
HOUSING AUTHORITIES	Kinder Housing Authority	0H74	1
HOUSING AUTHORITIES	Lafourche Parish Housing Authority	0H51	10
HOUSING AUTHORITIES	Leesville Housing Authority	0H62	2
HOUSING AUTHORITIES	Mansfield Housing Authority	0H60	2
HOUSING AUTHORITIES	Merryville Housing Authority	0H13	3
HOUSING AUTHORITIES	Minden Housing Authority	0H65	11
HOUSING AUTHORITIES	New Iberia Housing Authority	0H28	2
HOUSING AUTHORITIES	New Roads Housing Authority	0H90	1
HOUSING AUTHORITIES	Oberlin Housing Authority	0H82	1
HOUSING AUTHORITIES	Ponchatoula Housing Authority	0H49	2
HOUSING AUTHORITIES	Rapides Housing Authority	0H71	4
HOUSING AUTHORITIES	Rayne Housing Authority	0H34	4
HOUSING AUTHORITIES	St Charles Parish Housing Authority	0H61	5

## Non-Reporting Agencies for Fiscal Year 2019-2020

Major Department	Personnel Area	Personnel Area Code	Classified Employee Count
HOUSING AUTHORITIES	St James Parish Housing Authority	0H59	8
HOUSING AUTHORITIES	St Landry Parish Housing Authority	0H44	9
HOUSING AUTHORITIES	St Martinville Housing Authority	0H36	2
HOUSING AUTHORITIES	Ville Platte Housing Authority	0H42	6
HOUSING AUTHORITIES	Westwego Housing Authority	0H43	8
HOUSING AUTHORITIES	White Castle Housing Authority	0H70	3
HOUSING AUTHORITIES	Winnsboro Housing Authority	0H91	5
LOUISIANA DEPARTMENT OF HEALTH	Nursing Hm Admin La Bd /LDH	0B29	1
LOUISIANA WORKFORCE COMMISSION	Plumbing La St Bd /LWC	0B16	4

## CONTACT INFORMATION

BYRON P. DECOTEAU, JR.,  
MSHLD  
DIRECTOR

CHRIS DEER, CCP  
DEPUTY DIRECTOR

TOBY COMEAUX, MPA  
CHIEF ADMINISTRATIVE  
OFFICER

225.342.8272  
byron.decoteau@la.gov

225.219.9424  
chris.deer@la.gov

225.342.8084  
toby.comeaux@la.gov

## State Civil Service

P.O. Box 94111  
Baton Rouge, LA 70804-9111  
225.342.8274  
[www.civilservice.la.gov](http://www.civilservice.la.gov)



**STATECIVILSERVICE**